

21-Series Construction Shelving - Bookmark & Design Lines

General Specifications - Wood Shelving

End/Intermediate Panels: All end panels are detailed by product line and are described individually in the "End Panels for Steel Shelving" section of this specification book. All intermediate panels are un-detailed 1" hardwood plywood core with premium grade "A" oak veneer on both faces; exposed edges are banded with 1/8" solid red oak with edges and corners radiused 1/8". All panels permit shelf adjustment on 32mm increments. Intermediate panels are machined on both faces. Threaded 5/16-18 metal inserts are embedded into the top and the bottom of the starter panels to facilitate attachment of the cornice top and toe assembly. Intermediate panels are machined for through bolts.

Note: initial units are specified according to product line; adder units for all wood modular shelving product lines are specified as series 21 and use the same un-detailed intermediate panel.

Cornice Top: The cornice top panel is 3/4" thick veneer core with select oak veneer face. The front edge is banded with 1/8" solid red oak. The cornice rail is 1" x 2-1/4" and is inset 1/8" from the front edge. The cornice top is attached with 16 gauge steel 'Z' brackets. Laminate tops are also available. Contact the factory for more details.

Backs: Backs are 1/4" thick MDF. They are standard with all 21-Series (Bookmark & Design Lines) bookcase units.

Toe Assembly: The toe assembly is a 4" high box frame constructed of 1" thick hardwood plywood. The toe assembly is bolted to the end and intermediate panels using 5/16" - 18 machine bolts.

Mobile Toe Assembly: A steel chassis is fit to the inside of the toe assembly. Casters are bolted to the chassis with 1/4" -20 bolts and nylon insert lock nuts and the entire assembly is attached to the end panel with 5/16" -18 machine bolts. The steel chassis provides formed flanges under the toe and end panels for extra support. The casters are 2" diameter, nonlocking. The mobile bookcase sits 1/2" off the floor.

Base Shelf: The base shelf is 3/4" thick engineered wood with select oak veneer face and 1/8" solid red oak front band. It is supported on all four edges by the toe assembly and attached with two screws.

Fixed Shelves: Shelving units 60" and taller use fixed shelves at either end of a run. Mobile units also receive fixed shelves. They are similar to adjustable shelves with standard shelf pins replaced by fixed shelf pins that screw into the standard side panel line holes. Fixed shelves are adjustable.

Adjustable Shelves: The adjustable shelves are 1" veneer core with premium grade "A" oak veneer; exposed edges are banded with 1/8" solid red oak with edges and corners radiused 1/8". They are bored in 4 locations on the underside to accept seismically rated shelf pins.

Magazine Display Shelf: The magazine display shelf is 3/4" thick engineered wood with select oak face. The front edge has a solid oak retaining rail. The magazine display shelf pivots on pins which mount between the end and intermediate panels allowing the user to lift the shelf and utilize the storage space behind. The pins are retained with a metal bracket and screws to prevent accidental removal.

Picture Book Display Shelf: The picture book display shelves are 3/4" thick glued up aspen hardwood with a 1-3/4" solid red oak front nosing. The back is 3/4" thick engineered wood with select oak veneer face and 1/8" solid red oak top band. The shelf and back are slotted approximately every 5" to accept wooden dividers. The back is attached to the base of the shelf using screws. They are bored in 4 locations on the underside to accept seismically rated shelf pins. Includes 3 dividers per shelf.

Options

Optional Hardwood Shelves: Optional hardwood shelves are 3/4" thick glued up aspen hardwood with a 1-3/4" solid red oak front nosing. They are bored in 4 locations on the underside to accept systemic rated shelf pins. Additional wood or steel adjustable shelves are available for any of the modular bookcases. See end of each bookcase product line section for part numbers. *To Specify: Remove "V" from part number (i.e. 21-4212).*

Optional Adjustable Steel Shelves: 18 ga. steel shelves have a 1" deep triple bent edge and a 1" tall booktop lip in the rear. Rear lip accepts optional sliding book support. Slots in the turned down side flanges allow the shelves to mount on 5mm adjustable shelf pins. Shelf pins have a collar that prevents them from being removed without first removing the shelf. Nominal 10" and 12" deep shelving uses 9" or 11" deep shelves respectively. Shelves are finished with a durable powder coat. Standard powder coat color is black unless otherwise specified.

To Specify: Add "SB" to part number (i.e. SB21-4212).


Optional Continuous Canopy Tops: Optional common tops are 1-1/4" thick three ply construction, with a .050" laminate face, engineered wood core and a phenolic backer sheet. The common top is banded on all exposed sides with 1/8" solid red oak. Top is replaced with Box Frame. *To specify add the suffix "-CT"*

***leveling glides are optional.** We pre-drill hole locations in all end and intermediate panels to accept leveling glides as a standard manufacturing procedure. **If leveling glides are required, you must order the glides separately.**

Please Specify: Product Number / Finish / Back Panel / Enclose Layout

*All pricing shown is for oak veneer.

Use of Maple or other species may incur an upcharge.



Single Faced Standard Units

30" High	Model Number	Description	Wgt.	Price
	V29-3008	30"H X 37"W X 8"D Initial	40	\$774
	V21-3008A	30"H X 36"W X 8"D Adder	33	\$507
	V29-3010	30"H X 37"W X 10"D Initial	45	\$902
	V21-3010A	30"H X 36"W X 10"D Adder	37	\$579
	V29-3012	30"H X 37"W X 12"D Initial	51	\$938
	V21-3012A	30"H X 36"W X 12"D Adder	42	\$609

30" High single sided shelving has a select wood top and one adjustable shelf. Includes 1/4" matching wood back.

36" High	Model Number	Description	Wgt.	Price
	V29-3608	36"H X 37"W X 8"D Initial	45	\$882
	V21-3608A	36"H X 36"W X 8"D Adder	37	\$579
	V29-3610	36"H X 37"W X 10"D Initial	50	\$1,029
	V21-3610A	36"H X 36"W X 10"D Adder	42	\$660
	V29-3612	36"H X 37"W X 12"D Initial	58	\$1,078
	V21-3612A	36"H X 36"W X 12"D Adder	48	\$694

36" High single sided shelving has a select wood top and one adjustable shelf. Includes 1/4" matching wood back.

42" High	Model Number	Description	Wgt.	List Price
	V29-4208	42"H X 37"W X 8"D Initial	49	\$989
	V21-4208A	42"H X 36"W X 8"D Adder	41	\$650
	V29-4210	42"H X 37"W X 10"D Initial	55	\$1,155
	V21-4210A	42"H X 36"W X 10"D Adder	47	\$740
	V29-4212	42"H X 37"W X 12"D Initial	64	\$1,218
	V21-4212A	42"H X 36"W X 12"D Adder	53	\$778
	V29-4216-SF	42"H X 37"W X 16"D Initial	79	\$1,279
	V21-4216A-SF	42"H X 36"W X 16"D Adder	64	\$820

42" High single sided shelving has a wood top and two adjustable shelves. Includes 1/4" matching wood back.

48" High	Model Number	Description	Wgt.	List Price
	V29-4808	48"H X 37"W X 8"D Initial	52	\$1,039
	V21-4808A	48"H X 36"W X 8"D Adder	43	\$680
	V29-4810	48"H X 37"W X 10"D Initial	59	\$1,216
	V21-4810A	48"H X 36"W X 10"D Adder	49	\$776
	V29-4812	48"H X 37"W X 12"D Initial	68	\$1,279
	V21-4812A	48"H X 36"W X 12"D Adder	56	\$820
	V29-4816-SF	48"H X 37"W X 16"D Initial	84	\$1,344
	V21-4816A-SF	48"H X 36"W X 16"D Adder	67	\$863

48" High single sided shelving has a wood top and two adjustable shelves. Includes 1/4" matching wood back.

60" High	Model Number	Description	Wgt.	List Price
	V29-6008	60"H X 37"W X 8"D Initial	61	\$1,355
	V21-6008A	60"H X 36"W X 8"D Adder	50	\$887
	V29-6010	60"H X 37"W X 10"D Initial	71	\$1,572
	V21-6010A	60"H X 36"W X 10"D Adder	58	\$1,017
	V29-6012	60"H X 37"W X 12"D Initial	81	\$1,676
	V21-6012A	60"H X 36"W X 12"D Adder	65	\$1,087
	V29-6016-SF	60"H X 37"W X 16"D Initial	100	\$1,776
	V21-6016A-SF	60"H X 36"W X 16"D Adder	80	\$1,155

60" High single sided shelving has a wood top and three adjustable shelves. Includes 1/4" matching wood back.


72" High	Model Number	Description	Wgt.	List Price
	V29-7208	72"H X 37"W X 8"D Initial	75	\$1,704
	V21-7208A	72"H X 36"W X 8"D Adder	59	\$1,034
	V29-7210	72"H X 37"W X 10"D Initial	87	\$1,848
	V21-7210A	72"H X 36"W X 10"D Adder	68	\$1,137
	V29-7212	72"H X 37"W X 12"D Initial	101	\$1,968
	V21-7212A	72"H X 36"W X 12"D Adder	78	\$1,213
	V29-7216-SF	72"H X 37"W X 16"D Initial	125	\$2,080
	V21-7216A-SF	72"H X 36"W X 16"D Adder	95	\$1,286

72" High single sided shelving has a wood top and four adjustable shelves. Includes 1/4" matching wood back.

* Steel shelves may be specified for most wood bookcases.

Replace "V" in the model with "SB" (i.e. SB21-4220).

Prices and specifications subject to change without notice



84" High	Model Number	Description	Wgt.	List Price
	V29-8408	84"H X 37"W X 8"D Initial	82	\$1,790
	V21-8408A	84"H X 36"W X 8"D Adder	66	\$1,123
	V29-8410	84"H X 37"W X 10"D Initial	95	\$1,944
	V21-8410A	84"H X 36"W X 10"D Adder	76	\$1,233
	V29-8412	84"H X 37"W X 12"D Initial	110	\$2,069
	V21-8412A	84"H X 36"W X 12"D Adder	87	\$1,315
	V29-8416-SF	84"H X 37"W X 16"D Initial	137	\$2,193
	V21-8416A-SF	84"H X 36"W X 16"D Adder	107	\$1,400

84" High single sided shelving has an inverted wood cornice top and ten adjustable shelves. Includes 1/4" matching wood back.

90" High	Model Number	Description	Wgt.	List Price
	V29-9012	90"H X 37"W X 12"D Initial	119	\$2,234
	V21-9012A	90"H X 36"W X 12"D Adder	95	\$1,431

90" High single sided shelving has an inverted wood cornice top and twelve adjustable shelves. Includes 1/4" matching wood back.

Double Faced Standard Units				
30" High	Model Number	Description	Wgt.	List Price
	V29-3020	30"H X 37"W X 20"D Initial	81	\$1,431
	V21-3020A	30"H X 36"W X 20"D Adder	68	\$956
	V29-3024	30"H X 37"W X 24"D Initial	92	\$1,518
	V21-3024A	30"H X 36"W X 24"D Adder	76	\$1,013

30" High double sided shelving has a wood top and two adjustable shelves. Includes 1/4" matching wood back.

30" High Mobile Units				
Model Number	Description	Wgt.	List Price	
V29-3020-MOB	30"H X 37"W X 20"D Mobile	93	\$1,708	
V29-3024-MOB	30"H X 37"W X 24"D Mobile	104	\$1,795	

36" High				
Model Number	Description	Wgt.	List Price	
V29-3620	36"H X 37"W X 20"D Initial	92	\$1,642	
V21-3620A	36"H X 36"W X 20"D Adder	76	\$1,086	
V29-3624	36"H X 37"W X 24"D Initial	105	\$1,746	
V21-3624A	36"H X 36"W X 24"D Adder	86	\$1,158	


36" High double sided shelving has a wood top and two adjustable shelves. Includes 1/4" matching wood back.

36" High Mobile Units				
Model Number	Description	Wgt.	List Price	
V29-3620-MOB	36"H X 37"W X 20"D Mobile	104	\$1,919	
V29-3624-MOB	36"H X 37"W X 24"D Mobile	117	\$2,023	

42" High				
Model Number	Description	Wgt.	List Price	
V29-4220	42"H X 37"W X 20"D Initial	102	\$1,852	
V21-4220A	42"H X 36"W X 20"D Adder	84	\$1,216	
V29-4224	42"H X 37"W X 24"D Initial	117	\$1,973	
V21-4224A	42"H X 36"W X 24"D Adder	96	\$1,303	

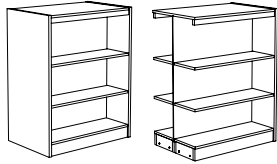
42" High double sided shelving has a wood top and four adjustable shelves. Includes 1/4" matching wood back.

* Steel shelves may be specified for most wood bookcases.
 Replace "V" in the model with "SB" (i.e. SB21-4220).
 Prices and specifications subject to change without notice



42" High Mobile Units	Model Number	Description	Wgt.	List Price
	V29-4220-MOB	42"H X 37"W X 20"D Mobile	114	\$2,130
	V29-4224-MOB	42"H X 37"W X 24"D Mobile	129	\$2,250

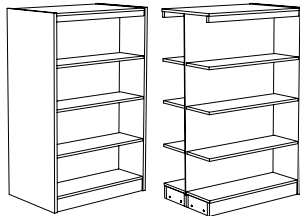
48" High	Model Number	Description	Wgt.	List Price
	V29-4820	48"H X 37"W X 20"D Initial	107	\$1,946
	V21-4820A	48"H X 36"W X 20"D Adder	86	\$1,277
	V29-4824	48"H X 37"W X 24"D Initial	123	\$2,072
	V21-4824A	48"H X 36"W X 24"D Adder	99	\$1,369



48" High double sided shelving has a wood top and four adjustable shelves. Includes 1/4" matching wood back.

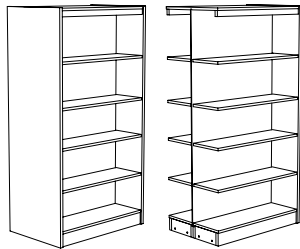
48" High Mobile Units	Model Number	Description	Wgt.	List Price
	V29-4820-MOB	48"H X 37"W X 20"D Mobile	119	\$2,237
	V29-4824-MOB	48"H X 37"W X 24"D Mobile	133	\$2,363

60" High	Model Number	Description	Wgt.	List Price
	V29-6020	60"H X 37"W X 20"D Initial	127	\$2,533
	V21-6020A	60"H X 36"W X 20"D Adder	102	\$1,692
	V29-6024	60"H X 37"W X 24"D Initial	146	\$2,718
	V21-6024A	60"H X 36"W X 24"D Adder	117	\$1,820



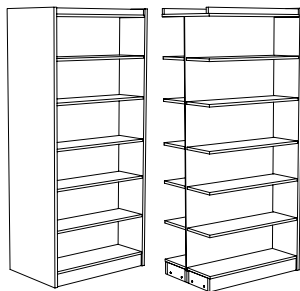
60" High double sided shelving has a wood top and six adjustable shelves. Includes 1/4" matching wood back.

72" High	Model Number	Description	Wgt.	List Price
	V29-7220	72"H X 37"W X 20"D Initial	167	\$3,065
	V21-7220A	72"H X 36"W X 20"D Adder	119	\$1,923
	V29-7224	72"H X 37"W X 24"D Initial	188	\$3,273
	V21-7224A	72"H X 36"W X 24"D Adder	138	\$2,074



72" High double sided shelving has a wood top and eight adjustable shelves. Includes 1/4" matching wood back.

84" High	Model Number	Description	Wgt.	List Price
	V29-8420	84"H X 37"W X 20"D Initial	170	\$3,255
	V21-8420A	84"H X 36"W X 20"D Adder	135	\$2,115
	V29-8424	84"H X 37"W X 24"D Initial	197	\$3,479
	V21-8424A	84"H X 36"W X 24"D Adder	156	\$2,280




84" High double sided shelving has an inverted wood cornice top and ten adjustable shelves. Includes 1/4" matching wood back.

90" High	Model Number	Description	Wgt.	List Price
	V29-9024	90"H X 37"W X 24"D Initial	216	\$3,716
	V21-9024A	90"H X 36"W X 24"D Adder	172	\$2,445



90" High double sided shelving has an inverted wood cornice top and twelve adjustable shelves. Includes 1/4" matching wood back.

* Steel shelves may be specified for most wood bookcases. Replace "V" in the model with "SB" (i.e. SB21-4220).



Single Faced Picture Book Units

42" High	Model Number	Description	Wgt.	List Price
	V29-4212P	42"H X 37"W X 12"D Picture Book Initial	74	\$1,415
	V21-4212PA	42"H X 36"W X 12"D Picture Book Adder	63	\$927

42" High single sided shelving has a wood top, one adjustable picture book shelf and one base picture book shelf. Includes 1/4" matching wood back.

48" High	Model Number	Description	Wgt.	List Price
	V29-4812P	48"H X 37"W X 12"D Picture Book Initial	77	\$1,474
	V21-4812PA	48"H X 36"W X 12"D Picture Book Adder	64	\$968

48" High single sided shelving has a wood top, one adjustable picture book shelf and one base picture book shelf. Includes 1/4" matching wood back.

60" High	Model Number	Description	Wgt.	List Price
	V29-6012P	60"H X 37"W X 12"D Picture Book Initial	96	\$1,930
	V21-6012PA	60"H X 36"W X 12"D Picture Book Adder	80	\$1,305

60" High single sided shelving has a wood top, two adjustable picture book shelves and one base picture book shelf. Includes 1/4" matching wood back.

Double Faced Picture Book Units

42" High	Model Number	Description	Wgt.	List Price
	V29-4224P	42"H X 37"W X 24"D Picture Book Initial	136	\$2,288
	V21-4224PA	42"H X 36"W X 24"D Picture Book Adder	115	\$1,593

42" High double sided shelving has a wood top, two adjustable picture book shelf and one base picture book shelf per side. Includes 1/4" matching wood back.

42" High Mobile Unit	Model Number	Description	Wgt.	List Price
	V29-4224P-MOB	42"H X 37"W X 24"D Picture Book Mobile	148	\$2,556

48" High	Model Number	Description	Wgt.	List Price
	V29-4824P	48"H X 37"W X 24"D Picture Book Initial	142	\$2,384
	V21-4824PA	48"H X 36"W X 24"D Picture Book Adder	118	\$1,660

48" High double sided shelving has a wood top, two adjustable picture book shelf and one base picture book shelf. Includes 1/4" matching wood back.

48" High Mobile Unit	Model Number	Description	Wgt.	List Price
	V29-4824P-MOB	48"H X 37"W X 24"D Picture Book Mobile	154	\$2,667

60" High	Model Number	Description	Wgt.	List Price
	V29-6024P	60"H X 37"W X 24"D Picture Book Initial	176	\$3,174
	V21-6024PA	60"H X 36"W X 24"D Picture Book Adder	147	\$2,254

60" High double sided shelving has a wood top, four adjustable picture book shelves and one base picture book shelf. Includes 1/4" matching wood back.

* Steel shelves may be specified for most wood bookcases.
Replace "V" in the model with "SB" (i.e. SB21-4220).

Prices and specifications subject to change without notice

P-HERITAGESHELVING-200514