

CIRRUS eSPORTS CONSOLE

Tables

General Specifications

Table Top: Work surface is 1¼" thick, three-ply particleboard core with .050" high-pressure laminate top surface and a .030" phenolic backer. Corners on Concave/ Convex shape tops have a 3" radius. Curved unit tops have 1/8" radiused corners with an overall 62" radius.

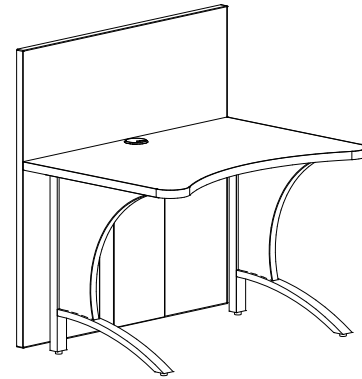
Steel End Frames: Are weldments consisting of a 14 gauge 1-1/2" x 2" steel tubing vertical leg, a curved 1" x 2" steel tube leg, and a ¼" x 4" W steel mounting plate. Legs are fitted with adjustable glides. The weldment has a contoured 1-3/16" thick wood panel mounted within it for both structure and appearance.

Cabinet Console: Base Wire Box Cabinet is constructed with 11/16" thick panels with high-pressure laminate surfaces and 3mm PVC edges. Wire box door opening is 20"w x 17-1/4"H. A grommet is provided in the top to conceal and pass cabling into the cabinet. Bottoms are fitted with adjustable glides.

Back Panel: Back panel is 1-1/4" thick three-ply particleboard core with .050" high-pressure laminate on both faces, with a 3mm PVC edge. 3" deep powder coated steel wire channel connects to the inside front of the panel to conceal wires.

Curved Back Console: Curved back is 4" thick built-up assembly that provides concealed wire passage from table to table. Curved assembly is covered with high-pressure laminate on all exposed faces. Bottoms are fitted with adjustable glides.

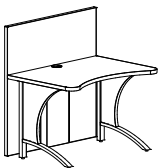
Back Panel mounting surface suitable for attaching the mount for a flat screen monitor. (Monitor and mount not included.)



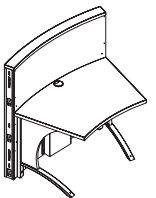
Mounting a monitor to Cirrus eSports Consoles. You drill and bolt your mounting bracket for your Flat Screen Monitor to the outside face of your Cirrus Console back panel. Follow the mounting instructions for your monitor. Generally speaking, the monitor size should not exceed the width of your Cirrus eSports Console.



| Cirrus eSports Console, Cabinet Back | | | |
|--------------------------------------|--|------|---------------|
| Model Number | Description | Wgt. | List Price |
| | | | 3mm PVC Edges |
| | | | HPL |
| CESCC-C4044X-L-29/46 | 40"D x 44"W x 29/46"H, (2) 80mm grommet, wire management cabinet, Convex Worksurface, 3MM PVC | 390 | \$3,676 |
| CESCC-C4044V-L-29/46 | 40"D x 44"W x 29/46"H, (2) 80mm grommet, wire management cabinet, Concave Worksurface, 3MM PVC | 390 | \$3,676 |



| Cirrus eSports Console, Panel Back | | | |
|------------------------------------|---|------|---------------|
| Model Number | Description | Wgt. | List Price |
| | | | 3mm PVC Edges |
| | | | HPL |
| CESPC-C3444X-L-29/46 | 33.25"D x 44.25"W x 29/46"H, Convex Worksurface, 3MM PVC | 210 | \$2,622 |
| CESPC-C3444V-L-29/46 | 33.25"D x 44.25"W x 29/46"H, Concave Worksurface, 3MM PVC | 210 | \$2,622 |



| Cirrus eSports Console, Cabinet Back, Curved | | | |
|--|---|------|---------------|
| Model Number | Description | Wgt. | List Price |
| | | | 3mm PVC Edges |
| | | | HPL |
| CESCC-C3450-L-29/46 | 34"D x 49-11/16"W x 29/46"H, (2) 80mm grommet, wire management cabinet, Convex Worksurface, 3MM PVC | 420 | \$6,573 |

| Set Up Charges and Upcharges for Non-Standard and Custom Finishes | | |
|---|--|------------|
| Model Number | Description | List Price |
| Group 2 Powder Coat | Set up charge, per color, per order, for Group 2 Powder Coat | \$329 |
| Non-Standard PVC | Upcharge, per color, per order, for non-standard PVC | \$911 |

Required to order: Model # including options if applicable

- HPL selection
- PVC selection
- powder coat color. (if applicable)