

# Roundhouse

## Curved Bookcases

### General Specifications - Curved Wood Shelving

**End and intermediate panels:** are 1" veneer core hardwood plywood with grade "A" oak veneer face with a 3mm solid red oak banding.

**Adjustable shelves:** are 1" veneer core hardwood plywood with grade "A" oak veneer face with a 3mm solid red oak banding.

**Shelves:** are 1" veneer core hardwood plywood with grade "A" oak veneer face with a 3mm solid red oak banding. Bottom shelf and top are 1" three-ply construction with grade "A" oak veneer face and 3mm solid red oak banding. Optional laminate tops are available, contact the factory for details. Load-locking shelf pins create strong, stable construction while maintaining adjustable flexibility.

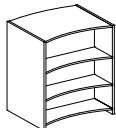
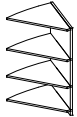

**Backs:** are 1/4" plywood with grade "A" oak veneer.

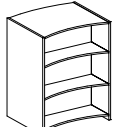
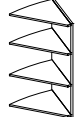
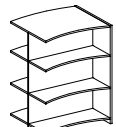
**Starter units:** are one complete bookcase or the beginning of a run; they include two end panels, a top, and a back.

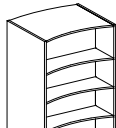
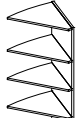
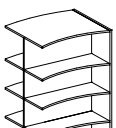
**Adder units:** can be added to starter units to create a solid run of shelving; they include one intermediate panel, a top, and a back.

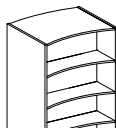

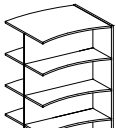
**Mobile units:** are comprised of 1 curved starter, 1 curved wedge adder and 1 curved adder units. They are constructed on a continuous base shelf of 1" three-ply construction with grade "A" oak veneer face and 3mm solid red oak banding and a continuous top shelf of 1" veneer core hardwood plywood with grade "A" oak veneer face with a 3mm solid red oak banding. Mobile units are fitted with (7) 5" locking casters.

\* All pricing shown below is for Oak; Maple is available for an upcharge

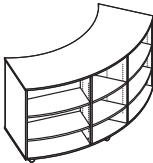
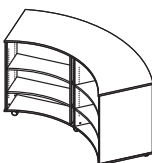
42" High	Model Number	Description	Wgt.	List Price
	91-4229	42" H Double sided curved starter	100	\$2,197
	91-4229A	42" H Double sided curved adder	84	\$1,966
	91-4229WA	42" H Double sided curved wedge adder	55	\$1,111
42" H starter	42" H wedge adder	42" H adder		

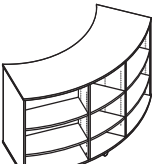
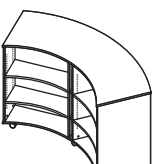
48" High	Model Number	Description	Wgt.	List Price
	91-4829	48" H Double sided curved starter	121	\$2,197
	91-4829A	48" H Double sided curved adder	99	\$1,966
	91-4829WA	48" H Double sided curved wedge adder	70	\$1,111
48" H starter	48" H wedge adder	48" H adder		

60" High	Model Number	Description	Wgt.	List Price
	91-6029	60" H Double sided curved starter	125	\$2,676
	91-6029A	60" H Double sided curved adder	102	\$2,358
	91-6029WA	60" H Double sided curved wedge adder	85	\$1,417
60" H starter	60" H wedge adder	60" H adder		

72" High	Model Number	Description	Wgt.	List Price
	91-7229	72" H Double sided curved starter	151	\$3,113
	91-7229A	72" H Double sided curved adder	119	\$2,716
	91-7229WA	72" H Double sided curved wedge adder	100	\$1,712
72" H starter	72" H wedge adder	72" H adder		

#### Mobile Roundhouse Units

42" High	Model Number	Description	Wgt.	List Price
	91-4229-SWA-MOB-CT	42" H Double sided curved unit, mobile, continuous top	240	\$5,625
				
Convex Side	Concave Side			

48" High	Model Number	Description	Wgt.	List Price
	91-4829-SWA-MOB-CT	48" H Double sided curved unit, mobile, continuous top	290	\$5,625
				
Convex Side	Concave Side			

\* All pricing is for Oak; Maple is available for an upcharge

Prices and specifications subject to change without notice

P-ROUNDHOUSE-210922