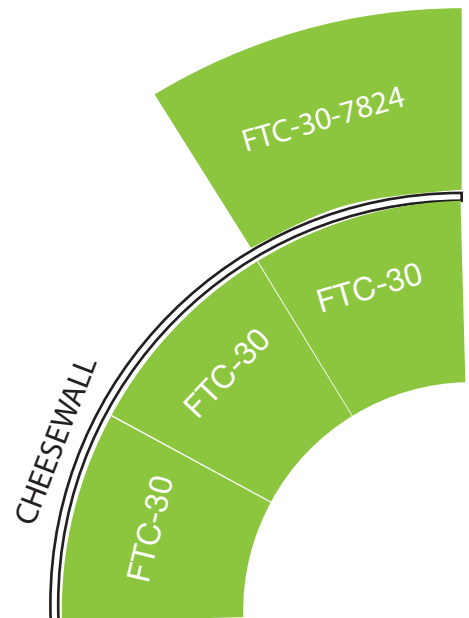
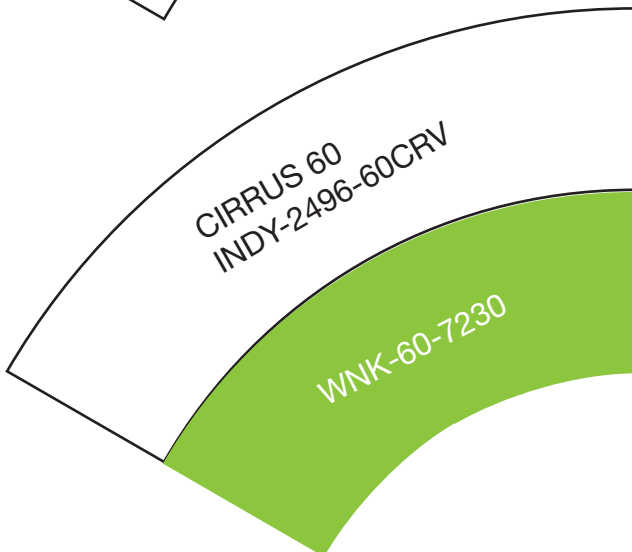
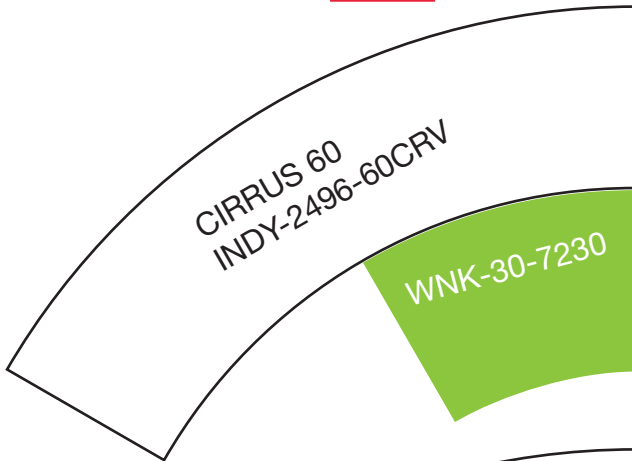
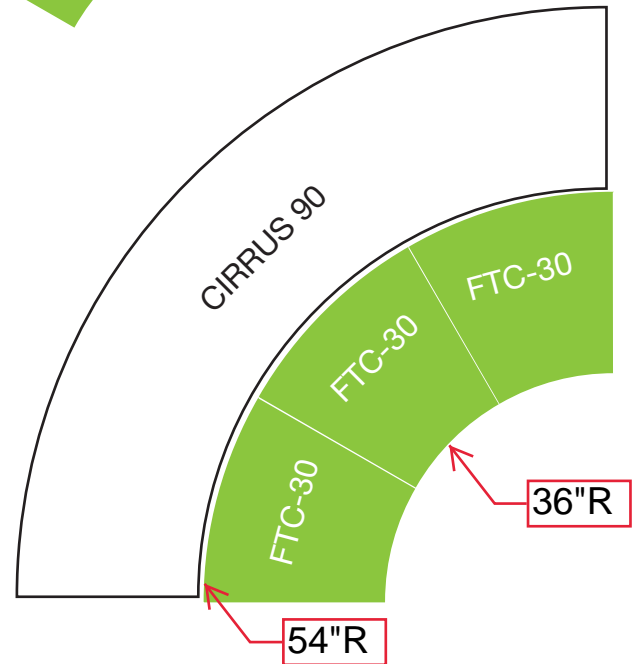
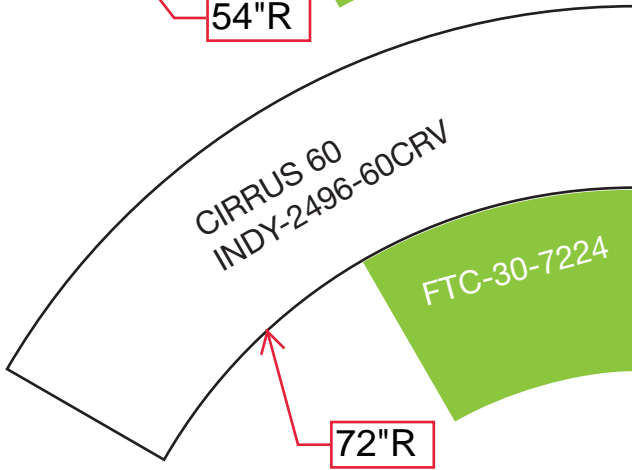
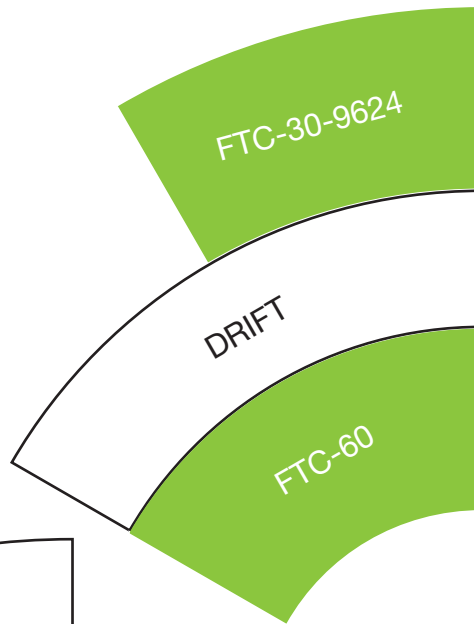
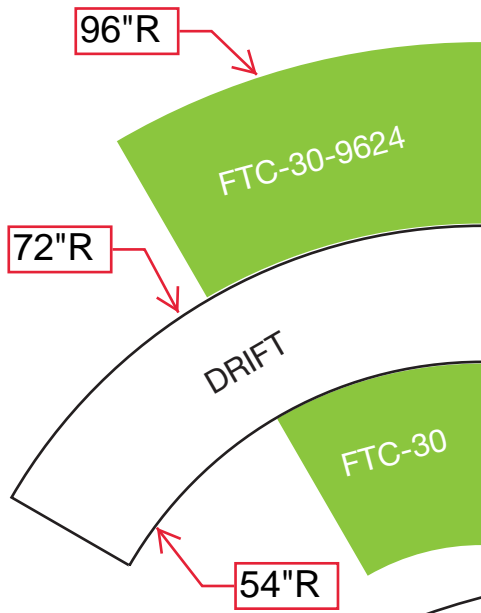


CURVED SEATING COMPATIBILITY



CURVED SEATING COMPATIBILITY CHART

FOOTPRINT	CURVED SEATING		
DRIFT Concave (Seating on Convex side)	(2) FTC-30-9624*		
DRIFT Convex (Seating on Concave side)	(2) FTC-30	(1) FTC-60	
CIRRUS 90	(3) FTC-30		
CIRRUS 60	(2) FTC-30-7224	(2) WNK-30-7230	(1) WNK-60-7230
INDY-2496-60CRV	(2) FTC-30-7224	(2) WNK-30-7230	(1) WNK-60-7230
CHEESEWALL (Seating on Concave side)	(3) FTC-30		
CHEESEWALL (Seating on Convex Side)	(3) FTC-30-7824*		

FTC or WNK - Product Prefix for Full Time Curve or WINK
 30 or 60 - Degree of Curve angle
 i.e. "7224" - Radius and Return in inches

18" seat height is assumed
 Full Time Junior seating is assumed to be 16" seat height.
 Heights that differ must be indicated in the model number
 i.e. FTC-60-7224-17-G#

*currently non-catalog items

curved seating compchrt-180604

