

21-Series Construction Shelving - Bookmark & Design Lines

General Specifications - Wood Shelving

End/Intermediate Panels: All end panels are detailed by product line and are described individually in the "End Panels for Steel Shelving" section of this specification book. All intermediate panels are un-detailed 1" hardwood plywood core with premium grade "A" oak veneer on both faces; exposed edges are banded with 1/8" solid red oak with edges and corners radiused 1/8". All panels permit shelf adjustment on 32mm increments. Intermediate panels are machined on both faces. Threaded 5/16-18 metal inserts are embedded into the top and the bottom of the starter panels to facilitate attachment of the cornice top and toe assembly. Intermediate panels are machined for through bolts.

Note: initial units are specified according to product line; adder units for all wood modular shelving product lines are specified as series 21 and use the same un-detailed intermediate panel.

Cornice Top: The cornice top panel is 3/4" thick veneer core with select oak veneer face. The front edge is banded with 1/8" solid red oak. The cornice rail is 1" x 2-1/4" and is inset 1/8" from the front edge. The cornice top is attached with 16 gauge steel 'Z' brackets. Laminate tops are also available. Contact the factory for more details.

Backs: Backs are 1/4" thick MDF. They are standard with all 21-Series (Bookmark & Design Lines) bookcase units.

Toe Assembly: The toe assembly is a 4" high box frame constructed of 1" thick hardwood plywood. The toe assembly is bolted to the end and intermediate panels using 5/16" - 18 machine bolts.

Mobile Toe Assembly: A steel chassis is fit to the inside of the toe assembly. Casters are bolted to the chassis with 1/4" -20 bolts and nylon insert lock nuts and the entire assembly is attached to the end panel with 5/16" -18 machine bolts. The steel chassis provides formed flanges under the toe and end panels for extra support. The casters are 2" diameter, nonlocking. The mobile bookcase sits 1/2" off the floor.

Base Shelf: The base shelf is 3/4" thick engineered wood with select oak veneer face and 1/8" solid red oak front band. It is supported on all four edges by the toe assembly and attached with two screws.

Fixed Shelves: Shelving units 60" and taller use fixed shelves at either end of a run. Mobile units also receive fixed shelves. They are similar to adjustable shelves with standard shelf pins replaced by fixed shelf pins that screw into the standard side panel line holes. Fixed shelves are adjustable.

Adjustable Shelves: The adjustable shelves are 1" veneer core with premium grade "A" oak veneer; exposed edges are banded with 1/8" solid red oak with edges and corners radiused 1/8". They are bored in 4 locations on the underside to accept seismically rated shelf pins.

Magazine Display Shelf: The magazine display shelf is 3/4" thick engineered wood with select oak face. The front edge has a solid oak retaining rail. The magazine display shelf pivots on pins which mount between the end and intermediate panels allowing the user to lift the shelf and utilize the storage space behind. The pins are retained with a metal bracket and screws to prevent accidental removal.

Picture Book Display Shelf: The picture book display shelves are 3/4" thick glued up aspen hardwood with a 1-3/4" solid red oak front nosing. The back is 3/4" thick engineered wood with select oak veneer face and 1/8" solid red oak top band. The shelf and back are slotted approximately every 5" to accept wooden dividers. The back is attached to the base of the shelf using screws. They are bored in 4 locations on the underside to accept seismically rated shelf pins. Includes 3 dividers per shelf.

Options

Optional Hardwood Shelves: Optional hardwood shelves are 3/4" thick glued up aspen hardwood with a 1-3/4" solid red oak front nosing. They are bored in 4 locations on the underside to accept systemic rated shelf pins. Additional wood or steel adjustable shelves are available for any of the modular bookcases. See end of each bookcase product line section for part numbers. *To Specify: Remove "V" from part number (i.e. 21-4212).*

Optional Adjustable Steel Shelves: 18 ga. steel shelves have a 1" deep triple bent edge and a 1" tall bookstop lip in the rear. Rear lip accepts optional sliding book support. Slots in the turned down side flanges allow the shelves to mount on 5mm adjustable shelf pins. Shelf pins have a collar that prevents them from being removed without first removing the shelf. Nominal 10" and 12" deep shelving uses 9" or 11" deep shelves respectively. Shelves are finished with a durable powder coat. Standard powder coat color is black unless otherwise specified. **To Specify: Add "SB" to part number (i.e. SB21-4212).**

Optional Continuous Canopy Tops: Optional common tops are 1-1/4" thick three ply construction, with a .050" laminate face, engineered wood core and a phenolic backer sheet. The common top is banded on all exposed sides with 1/8" solid red oak. Top is replaced with Box Frame. *To specify add the suffix "-CT"*

***leveling glides are optional.** We pre-drill hole locations in all end and intermediate panels to accept leveling glides as a standard manufacturing procedure. **If leveling glides are required, you must order the glides separately.**

Please Specify: Product Number / Finish / Back Panel / Enclose Layout

*All pricing shown is for oak veneer.
Use of Maple or other species may incur an upcharge.



Single Faced Standard Units

30" High	Model Number	Description	Wgt.	Price
	V22-3008	30"H X 37"W X 8"D Initial	40	\$946
	V21-3008A	30"H X 36"W X 8"D Adder	33	\$608
	V22-3010	30"H X 37"W X 10"D Initial	45	\$1,103
	V21-3010A	30"H X 36"W X 10"D Adder	37	\$694
	V22-3012	30"H X 37"W X 12"D Initial	51	\$1,147
	V21-3012A	30"H X 36"W X 12"D Adder	42	\$730

30" High single sided shelving has a select wood top and one adjustable shelf. Includes 1/4" matching wood back.

36" High	Model Number	Description	Wgt.	List Price
	V22-3608	36"H X 37"W X 8"D Initial	45	\$1,079
	V21-3608A	36"H X 36"W X 8"D Adder	37	\$694
	V22-3610	36"H X 37"W X 10"D Initial	51	\$1,256
	V21-3610A	36"H X 36"W X 10"D Adder	42	\$791
	V22-3612	36"H X 37"W X 12"D Initial	58	\$1,318
	V21-3612A	36"H X 36"W X 12"D Adder	48	\$832

36" High single sided shelving has a select wood top and one adjustable shelf. Includes 1/4" matching wood back.

42" High	Model Number	Description	Wgt.	List Price
	V22-4208	42"H X 37"W X 8"D Initial	49	\$1,210
	V21-4208A	42"H X 36"W X 8"D Adder	41	\$779
	V22-4210	42"H X 37"W X 10"D Initial	57	\$1,410
	V21-4210A	42"H X 36"W X 10"D Adder	47	\$887
	V22-4212	42"H X 37"W X 12"D Initial	64	\$1,488
	V21-4212A	42"H X 36"W X 12"D Adder	53	\$932
	V22-4216-SF	42"H X 37"W X 16"D Initial	79	\$1,563
	V21-4216A-SF	42"H X 36"W X 16"D Adder	64	\$984

42" High single sided shelving has a wood top and two adjustable shelves. Includes 1/4" matching wood back.

48" High	Model Number	Description	Wgt.	List Price
	V22-4808	48"H X 37"W X 8"D Initial	52	\$1,270
	V21-4808A	48"H X 36"W X 8"D Adder	43	\$815
	V22-4810	48"H X 37"W X 10"D Initial	61	\$1,484
	V21-4810A	48"H X 36"W X 10"D Adder	49	\$930
	V22-4812	48"H X 37"W X 12"D Initial	68	\$1,563
	V21-4812A	48"H X 36"W X 12"D Adder	56	\$984
	V22-4816-SF	48"H X 37"W X 16"D Initial	84	\$1,639
	V21-4816A-SF	48"H X 36"W X 16"D Adder	67	\$1,035


48" High single sided shelving has a wood top and two adjustable shelves. Includes 1/4" matching wood back.

60" High	Model Number	Description	Wgt.	List Price
	V22-6008	60"H X 37"W X 8"D Initial	61	\$1,655
	V21-6008A	60"H X 36"W X 8"D Adder	50	\$1,063
	V22-6010	60"H X 37"W X 10"D Initial	71	\$1,914
	V21-6010A	60"H X 36"W X 10"D Adder	58	\$1,218
	V22-6012	60"H X 37"W X 12"D Initial	81	\$2,042
	V21-6012A	60"H X 36"W X 12"D Adder	65	\$1,302
	V22-6016-SF	60"H X 37"W X 16"D Initial	100	\$2,167
	V21-6016A-SF	60"H X 36"W X 16"D Adder	80	\$1,384

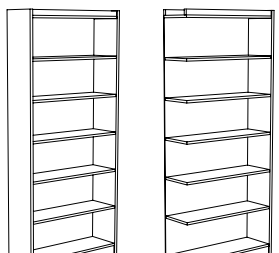
60" High single sided shelving has a wood top and three adjustable shelves. Includes 1/4" matching wood back.

* Steel shelves may be specified for most wood bookcases.
Replace "V" in the model with "SB" (i.e. SB21-4220).
Prices and specifications subject to change without notice


P-MALIBUSHELVING-220622

72" High	Model Number	Description	Wgt.	List Price
	V22-7208	72"H X 37"W X 8"D Initial	74	\$2,077
	V21-7208A	72"H X 36"W X 8"D Adder	59	\$1,238
	V22-7210	72"H X 37"W X 10"D Initial	86	\$2,251
	V21-7210A	72"H X 36"W X 10"D Adder	68	\$1,363
	V22-7212	72"H X 37"W X 12"D Initial	99	\$2,398
	V21-7212A	72"H X 36"W X 12"D Adder	78	\$1,453
	V22-7216-SF	72"H X 37"W X 16"D Initial	123	\$2,537
	V21-7216A-SF	72"H X 36"W X 16"D Adder	95	\$1,540

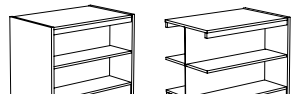
72" High single sided shelving has a wood top and four adjustable shelves. Includes 1/4" matching wood back.

84" High	Model Number	Description	Wgt.	List Price
	V22-8408	84"H X 37"W X 8"D Initial	81	\$2,183
	V21-8408A	84"H X 36"W X 8"D Adder	66	\$1,345
	V22-8410	84"H X 37"W X 10"D Initial	94	\$2,368
	V21-8410A	84"H X 36"W X 10"D Adder	76	\$1,477
	V22-8412	84"H X 37"W X 12"D Initial	108	\$2,520
	V21-8412A	84"H X 36"W X 12"D Adder	87	\$1,574
	V22-8416-SF	84"H X 37"W X 16"D Initial	135	\$2,673
	V21-8416A-SF	84"H X 36"W X 16"D Adder	107	\$1,676

84" High single sided shelving has an inverted wood cornice top and ten adjustable shelves. Includes 1/4" matching wood back.

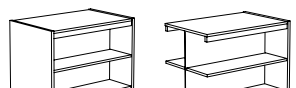
90" High	Model Number	Description	Wgt.	List Price
	V22-9012	90"H X 37"W X 12"D Initial	117	\$2,592
	V21-9012A	90"H X 36"W X 12"D Adder	95	\$1,714

90" High single sided shelving has an inverted wood cornice top and twelve adjustable shelves. Includes 1/4" matching wood back.

Double Faced Standard Units				
30" High	Model Number	Description	Wgt.	List Price
	V22-3020	30"H X 37"W X 20"D Initial	81	\$1,742
	V21-3020A	30"H X 36"W X 20"D Adder	68	\$1,146
	V22-3024	30"H X 37"W X 24"D Initial	92	\$1,852
	V21-3024A	30"H X 36"W X 24"D Adder	76	\$1,213

30" High double sided shelving has a wood top and two adjustable shelves. Includes 1/4" matching wood back.

30" High Mobile Units	Model Number	Description	Wgt.	List Price
	V22-3020-MOB	30"H X 37"W X 20"D Mobile	93	\$2,076
	V22-3024-MOB	30"H X 37"W X 24"D Mobile	104	\$2,078

36" High	Model Number	Description	Wgt.	List Price
	V22-3620	36"H X 37"W X 20"D Initial	92	\$1,999
	V21-3620A	36"H X 36"W X 20"D Adder	76	\$1,300
	V22-3624	36"H X 37"W X 24"D Initial	105	\$2,127
	V21-3624A	36"H X 36"W X 24"D Adder	86	\$1,387

36" High double sided shelving has a wood top and two adjustable shelves. Includes 1/4" matching wood back.

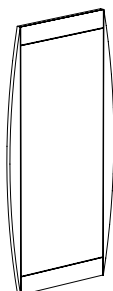
* Steel shelves may be specified for most wood bookcases.
Replace "V" in the model with "SB" (i.e. SB21-4220).

Prices and specifications subject to change without notice

P-MALIBUSHELVING-220622

Malibu Standard Bookcases

Shelving



36" High Mobile Units	Model Number	Description	Wgt.	List Price
	V22-3620-MOB	36"H X 37"W X 20"D Mobile	104	\$2,269
	V22-3624-MOB	36"H X 37"W X 24"D Mobile	117	\$2,397

42" High	Model Number	Description	Wgt.	List Price
	V22-4220	42"H X 37"W X 20"D Initial	102	\$2,258
	V21-4220A	42"H X 36"W X 20"D Adder	84	\$1,457
	V22-4224	42"H X 37"W X 24"D Initial	117	\$2,403
	V21-4224A	42"H X 36"W X 24"D Adder	96	\$1,562

42" High double sided shelving has a wood top and four adjustable shelves. Includes 1/4" matching wood back.

42" High Mobile Units	Model Number	Description	Wgt.	List Price
	V22-4220-MOB	42"H X 37"W X 20"D Mobile	114	\$2,590
	V22-4224-MOB	42"H X 37"W X 24"D Mobile	129	\$2,609

48" High	Model Number	Description	Wgt.	List Price
	V22-4820	48"H X 37"W X 20"D Initial	107	\$2,369
	V21-4820A	48"H X 36"W X 20"D Adder	86	\$1,529
	V22-4824	48"H X 37"W X 24"D Initial	121	\$2,520
	V21-4824A	48"H X 36"W X 24"D Adder	99	\$1,639

48" High double sided shelving has a wood top and four adjustable shelves. Includes 1/4" matching wood back.

48" High Mobile Units	Model Number	Description	Wgt.	List Price
	V22-4820-MOB	48"H X 37"W X 20"D Mobile	119	\$2,723
	V22-4824-MOB	48"H X 37"W X 24"D Mobile	133	\$2,739

60" High	Model Number	Description	Wgt.	List Price
	V22-6020	60"H X 37"W X 20"D Initial	129	\$3,079
	V21-6020A	60"H X 36"W X 20"D Adder	102	\$2,027
	V22-6024	60"H X 37"W X 24"D Initial	146	\$3,306
	V21-6024A	60"H X 36"W X 24"D Adder	117	\$2,179

60" High double sided shelving has a wood top and six adjustable shelves. Includes 1/4" matching wood back.

72" High	Model Number	Description	Wgt.	List Price
	V22-7220	72"H X 37"W X 20"D Initial	154	\$3,730
	V21-7220A	72"H X 36"W X 20"D Adder	119	\$2,303
	V22-7224	72"H X 37"W X 24"D Initial	179	\$3,987
	V21-7224A	72"H X 36"W X 24"D Adder	138	\$2,483

72" High double sided shelving has a wood top and eight adjustable shelves. Includes 1/4" matching wood back.

84" High	Model Number	Description	Wgt.	List Price
	V22-8420	84"H X 37"W X 20"D Initial	170	\$3,958
	V21-8420A	84"H X 36"W X 20"D Adder	135	\$2,533
	V22-8424	84"H X 37"W X 24"D Initial	197	\$4,232
	V21-8424A	84"H X 36"W X 24"D Adder	156	\$2,730

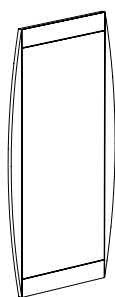
84" High double sided shelving has an inverted wood cornice top and ten adjustable shelves. Includes 1/4" matching wood back.


* Steel shelves may be specified for most wood bookcases.

Replace "V" in the model with "SB" (i.e. SB21-4220).

Prices and specifications subject to change without notice

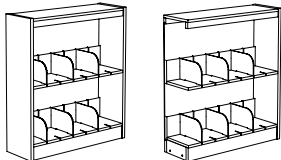
P-MALIBUSHELVING-220622



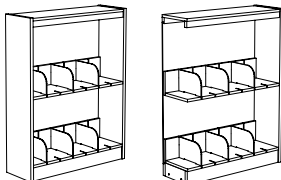
90" High	Model Number	Description	Wgt.	List Price
	V22-9024	90"H X 37"W X 24"D Initial	216	\$4,517
	V21-9024A	90"H X 36"W X 24"D Adder	172	\$2,926

90" High double-sided shelving has an inverted wood cornice top and twelve adjustable shelves. Includes 1/4" matching wood back.

Single Faced Picture Book Units

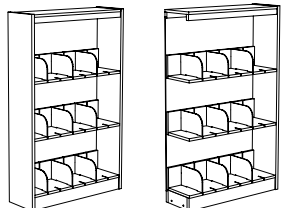
42" High	Model Number	Description	Wgt.	List Price
	V22-4212P	42"H X 37"W X 12"D Picture Book Initial	74	\$1,782
	V21-4212PA	42"H X 36"W X 12"D Picture Book Adder	63	\$1,111

42" High single sided shelving has a wood top, one adjustable picture book shelf and one base picture book shelf. Includes 1/4" matching wood back.

48" High	Model Number	Description	Wgt.	List Price
	V22-4812P	48"H X 37"W X 12"D Picture Book Initial	77	\$1,856
	V21-4812PA	48"H X 36"W X 12"D Picture Book Adder	64	\$1,160

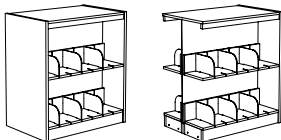
48" High single sided shelving has a wood top, one adjustable picture book shelf and one base picture book shelf. Includes 1/4" matching wood back.

\$0

60" High	Model Number	Description	Wgt.	List Price
	V22-6012P	60"H X 37"W X 12"D Picture Book Initial	96	\$2,425
	V21-6012PA	60"H X 36"W X 12"D Picture Book Adder	80	\$1,564

60" High single sided shelving has a wood top, two adjustable picture book shelves and one base picture book shelf. Includes 1/4" matching wood back.

Double Faced Picture Book Units

42" High	Model Number	Description	Wgt.	List Price
	V22-4224P	42"H X 37"W X 24"D Picture Book Initial	136	\$2,875
	V21-4224PA	42"H X 36"W X 24"D Picture Book Adder	115	\$1,907

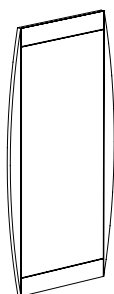
42" High double sided shelving has a wood top, two adjustable picture book shelf and one base picture book shelf per side. Includes 1/4" matching wood back.

42" High Mobile Unit	Model Number	Description	Wgt.	List Price
	V22-4224P-MOB	42"H X 37"W X 24"D Picture Book Mobile	148	\$3,211

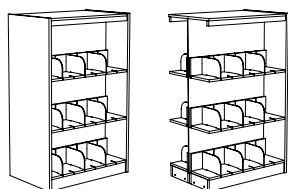
48" High	Model Number	Description	Wgt.	List Price
	V22-4824P	48"H X 37"W X 24"D Picture Book Initial	142	\$2,997
	V21-4824PA	48"H X 36"W X 24"D Picture Book Adder	118	\$1,988

48" High double sided shelving has a wood top, two adjustable picture book shelf and one base picture book shelf. Includes 1/4" matching wood back.

* Steel shelves may be specified for most wood bookcases.
Replace "V" in the model with "SB" (i.e. SB21-4220).
Prices and specifications subject to change without notice



48" High Mobile Unit	Model Number	Description	Wgt.	List Price
	V22-4824P-MOB	48"H X 37"W X 24"D Picture Book Mobile	154	\$3,351
60" High	Model Number	Description	Wgt.	List Price
	V22-6024P	60"H X 37"W X 24"D Picture Book Initial	176	\$3,964
	V21-6024PA	60"H X 36"W X 24"D Picture Book Adder	147	\$2,698



60" High double sided shelving has a wood top, four adjustable picture book shelves and one base picture book shelf. Includes 1/4" matching wood back.

Standard Individual Adjustable Shelves				
Wood Bookcase	Model Number	Description	Wgt.	List Price
	V21-08SH-S	8"D X 34-15/16"W Veneer Core Wood Bookcase Shelf	6	\$111
	V21-10SH-S	10"D X 34-15/16"W Veneer Core Wood Bookcase Shelf	7	\$119
	V21-12SH-S	12"D X 34-15/16"W Veneer Core Wood Bookcase Shelf	8	\$126
	V21-16SH-S	16"D X 34-15/16"W Veneer Core Wood Bookcase Shelf	11	\$140
Steel Bookcase	Model Number	Description	Wgt.	List Price
	SB321-08SH	8"D X 34-15/16"W Flat Steel Bookcase Shelf	7	\$125
	SB321-10SH	10"D X 34-15/16"W Flat Steel Bookcase Shelf	9	\$125
	SB321-12SH	12"D X 34-15/16"W Flat Steel Bookcase Shelf	10	\$136
Magazine Display	Model Number	Description	Wgt.	List Price
	S21-12SH-MAG	Standard Steel Pivoting Magazine Shelf	11	\$185
Picture Book	Model Number	Description	Wgt.	List Price
	V21-12SH-PB	Standard Wood Picture Book Shelf	15	\$242
	S321-12SH-PB	Standard Steel Picture Book Shelf	16	\$229
	V11-12SH-PB-DIV	Standard Wood Picture Book Divider	0.5	\$24
	S321-12SH-PB-DIV	Standard Steel Picture Book Divider	0.5	\$24
Browswer Bins	Model Number	Description	Wgt.	List Price
	S321-12SH-BB	12" 31, 21, 11 Series Steel Browswer Bins shelf		\$265
Sliding Book Support	Model Number	Description	Wgt.	List Price
	21-BS10	10"L x 4:H Sliding Book Support for standard steel shelves	0.5	\$35