

21-Series Construction Shelving - Bookmark & Design Lines

General Specifications - Wood Shelving

End/Intermediate Panels: All end panels are detailed by product line and are described individually in the "End Panels for Steel Shelving" section of this specification book. All intermediate panels are un-detailed 1" hardwood plywood core with premium grade "A" oak veneer on both faces; exposed edges are banded with 1/8" solid red oak with edges and corners radiused 1/8". All panels permit shelf adjustment on 32mm increments. Intermediate panels are machined on both faces. Threaded 5/16-18 metal inserts are embedded into the top and the bottom of the starter panels to facilitate attachment of the cornice top and toe assembly. Intermediate panels are machined for through bolts.

Note: initial units are specified according to product line; adder units for all wood modular shelving product lines are specified as series 21 and use the same un-detailed intermediate panel.

Cornice Top: The cornice top panel is 3/4" thick veneer core with select oak veneer face. The front edge is banded with 1/8" solid red oak. The cornice rail is 1" x 2-1/4" and is inset 1/8" from the front edge. The cornice top is attached with 16 gauge steel 'Z' brackets. Laminate tops are also available. Contact the factory for more details.

Backs: Backs are 1/4" thick MDF. They are standard with all 21-Series (Bookmark & Design Lines) bookcase units.

Toe Assembly: The toe assembly is a 4" high box frame constructed of 1" thick hardwood plywood. The toe assembly is bolted to the end and intermediate panels using 5/16" - 18 machine bolts.

Mobile Toe Assembly: A steel chassis is fit to the inside of the toe assembly. Casters are bolted to the chassis with 1/4" -20 bolts and nylon insert lock nuts and the entire assembly is attached to the end panel with 5/16" -18 machine bolts. The steel chassis provides formed flanges under the toe and end panels for extra support. The casters are 2" diameter, nonlocking. The mobile bookcase sits 1/2" off the floor.

Base Shelf: The base shelf is 3/4" thick engineered wood with select oak veneer face and 1/8" solid red oak front band. It is supported on all four edges by the toe assembly and attached with two screws.

Fixed Shelves: Shelving units 60" and taller use fixed shelves at either end of a run. Mobile units also receive fixed shelves. They are similar to adjustable shelves with standard shelf pins replaced by fixed shelf pins that screw into the standard side panel line holes. Fixed shelves are adjustable.

Adjustable Shelves: The adjustable shelves are 1" veneer core with premium grade "A" oak veneer; exposed edges are banded with 1/8" solid red oak with edges and corners radiused 1/8". They are bored in 4 locations on the underside to accept seismically rated shelf pins.

Magazine Display Shelf: The magazine display shelf is 3/4" thick engineered wood with select oak face. The front edge has a solid oak retaining rail. The magazine display shelf pivots on pins which mount between the end and intermediate panels allowing the user to lift the shelf and utilize the storage space behind. The pins are retained with a metal bracket and screws to prevent accidental removal.

Picture Book Display Shelf: The picture book display shelves are 3/4" thick glued up aspen hardwood with a 1-3/4" solid red oak front nosing. The back is 3/4" thick engineered wood with select oak veneer face and 1/8" solid red oak top band. The shelf and back are slotted approximately every 5" to accept wooden dividers. The back is attached to the base of the shelf using screws. They are bored in 4 locations on the underside to accept seismically rated shelf pins. Includes 3 dividers per shelf.

Options

Optional Hardwood Shelves: Optional hardwood shelves are 3/4" thick glued up aspen hardwood with a 1-3/4" solid red oak front nosing. They are bored in 4 locations on the underside to accept systemic rated shelf pins. Additional wood or steel adjustable shelves are available for any of the modular bookcases. See end of each bookcase product line section for part numbers. *To Specify: Remove "V" from part number (i.e. 21-4212).*


Optional Adjustable Steel Shelves: 18 ga. steel shelves have a 1" deep triple bent edge and a 1" tall bookstop lip in the rear. Rear lip accepts optional sliding book support. Slots in the turned down side flanges allow the shelves to mount on 5mm adjustable shelf pins. Shelf pins have a collar that prevents them from being removed without first removing the shelf. Nominal 10" and 12" deep shelving uses 9" or 11" deep shelves respectively. Shelves are finished with a durable powder coat. Standard powder coat color is black unless otherwise specified. **To Specify: Add "SB" to part number (i.e. SB21-4212).**

Optional Continuous Canopy Tops: Optional common tops are 1-1/4" thick three ply construction, with a .050" laminate face, engineered wood core and a phenolic backer sheet. The common top is banded on all exposed sides with 1/8" solid red oak. Top is replaced with Box Frame. *To specify add the suffix "-CT"*

***leveling glides are optional.** We pre-drill hole locations in all end and intermediate panels to accept leveling glides as a standard manufacturing procedure. **If leveling glides are required, you must order the glides separately.**

Please Specify: Product Number / Finish / Back Panel / Enclose Layout

*All pricing shown is for oak veneer.
Use of Maple or other species may incur an upcharge.



Single Faced Standard Units

30" High	Model Number	Description	Wgt.	Price
	V26-3008	30"H X 37"W X 8"D Initial	38	\$669
	V21-3008A	30"H X 36"W X 8"D Adder	33	\$472
	V26-3010	30"H X 37"W X 10"D Initial	44	\$760
	V21-3010A	30"H X 36"W X 10"D Adder	37	\$539
	V26-3012	30"H X 37"W X 12"D Initial	51	\$791
	V21-3012A	30"H X 36"W X 12"D Adder	42	\$567

30" High single sided shelving has a select wood top and one adjustable shelf. Includes 1/4" matching wood back.

42" High	Model Number	Description	Wgt.	Price
	V26-4208	42"H X 37"W X 8"D Initial	48	\$90
	V21-4208A	42"H X 36"W X 8"D Adder	41	\$604
	V26-4210	42"H X 37"W X 10"D Initial	56	\$945
	V21-4210A	42"H X 36"W X 10"D Adder	47	\$688
	V26-4212	42"H X 37"W X 12"D Initial	63	\$99
	V21-4212A	42"H X 36"W X 12"D Adder	53	\$73
	V26-4216-SF	42"H X 37"W X 16"D Initial	79	\$116
	V21-4216A-SF	42"H X 36"W X 16"D Adder	64	\$763

42" High single sided shelving has a wood top and two adjustable shelves. Includes 1/4" matching wood back.

48" High	Model Number	Description	Wgt.	Price
	V26-4808	48"H X 37"W X 8"D Initial	50	\$866
	V21-4808A	48"H X 36"W X 8"D Adder	43	\$64
	V26-4810	48"H X 37"W X 10"D Initial	60	\$992
	V21-4810A	48"H X 36"W X 10"D Adder	49	\$80
	V26-4812	48"H X 37"W X 12"D Initial	67	\$122
	V21-4812A	48"H X 36"W X 12"D Adder	56	\$763
	V26-4816-SF	48"H X 37"W X 16"D Initial	84	\$167
	V21-4816A-SF	48"H X 36"W X 16"D Adder	67	\$802

48" High single sided shelving has a wood top and two adjustable shelves. Includes 1/4" matching wood back.

60" High	Model Number	Description	Wgt.	Price
	V26-6008	60"H X 37"W X 8"D Initial	59	\$170
	V21-6008A	60"H X 36"W X 8"D Adder	50	\$91
	V26-6010	60"H X 37"W X 10"D Initial	70	\$125
	V21-6010A	60"H X 36"W X 10"D Adder	58	\$946
	V26-6012	60"H X 37"W X 12"D Initial	80	\$1,318
	V21-6012A	60"H X 36"W X 12"D Adder	65	\$102
	V26-6016-SF	60"H X 37"W X 16"D Initial	100	\$1,530
	V21-6016A-SF	60"H X 36"W X 16"D Adder	80	\$158


60" High single sided shelving has a wood top and three adjustable shelves. Includes 1/4" matching wood back.

72" High	Model Number	Description	Wgt.	Price
	V26-7208	72"H X 37"W X 8"D Initial	72	\$1,319
	V21-7208A	72"H X 36"W X 8"D Adder	59	\$962
	V26-7210	72"H X 37"W X 10"D Initial	85	\$1,422
	V21-7210A	72"H X 36"W X 10"D Adder	68	\$139
	V26-7212	72"H X 37"W X 12"D Initial	99	\$1,507
	V21-7212A	72"H X 36"W X 12"D Adder	78	\$118
	V26-7216-SF	72"H X 37"W X 16"D Initial	123	\$1,588
	V21-7216A-SF	72"H X 36"W X 16"D Adder	95	\$1,196

72" High single sided shelving has a wood top and four adjustable shelves. Includes 1/4" matching wood back.

* Steel shelves may be specified for most wood bookcases .
Replace "V" in the model with "SB" (i.e. SB21-4220).

Shelving



84" High	Model Number	Description	Wgt.	Price
	V26-8408	84"H X 37"W X 8"D Initial	79	\$1,400
	V21-8408A	84"H X 36"W X 8"D Adder	66	\$126
	V26-8410	84"H X 37"W X 10"D Initial	93	\$1,513
	V21-8410A	84"H X 36"W X 10"D Adder	76	\$1,147
	V26-8412	84"H X 37"W X 12"D Initial	108	\$161
	V21-8412A	84"H X 36"W X 12"D Adder	87	\$1,224
	V26-8416-SF	84"H X 37"W X 16"D Initial	135	\$1,692
	V21-8416A-SF	84"H X 36"W X 16"D Adder	107	\$1,303

84" High single sided shelving has an inverted wood cornice top and ten adjustable shelves. Includes 1/4" matching wood back.

90" High	Model Number	Description	Wgt.	Price
	V26-9012	90"H X 37"W X 12"D Initial	116	\$1,721
	V21-9012A	90"H X 36"W X 12"D Adder	95	\$137

90" High single sided shelving has an inverted wood cornice top and twelve adjustable shelves. Includes 1/4" matching wood back.

Double Faced Standard Units

30" High	Model Number	Description	Wgt.	Price
	V26-3020	30"H X 37"W X 20"D Initial	81	\$130
	V21-3020A	30"H X 36"W X 20"D Adder	68	\$889
	V26-3024	30"H X 37"W X 24"D Initial	93	\$1,360
	V21-3024A	30"H X 36"W X 24"D Adder	76	\$942

30" High double sided shelving has a wood top and two adjustable shelf. Includes 1/4" matching wood back.

30" High Mobile Units	Model Number	Description	Wgt.	Price
	V26-3020-MOB	30"H X 37"W X 20"D Mobile	93	\$1,502
	V26-3024-MOB	30"H X 37"W X 24"D Mobile	105	\$1,567


42" High	Model Number	Description	Wgt.	Price
	V26-4220	42"H X 37"W X 20"D Initial	102	\$1,612
	V21-4220A	42"H X 36"W X 20"D Adder	84	\$121
	V26-4224	42"H X 37"W X 24"D Initial	118	\$1,703
	V21-4224A	42"H X 36"W X 24"D Adder	96	\$1,212

42" High double sided shelving has a wood top and four adjustable shelves. Includes 1/4" matching wood back.

* Steel shelves may be specified for most wood bookcases .
Replace "V" in the model with "SB" (i.e. SB21-4220).

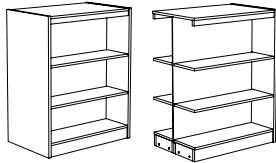
Twist Standard Bookcases

Shelving



42" High Mobile Units	Model Number	Description	Wgt.	Price
	V26-4220-MOB	42"H X 37"W X 20"D Mobile	114	\$1,819
	V26-4224-MOB	42"H X 37"W X 24"D Mobile	130	\$191

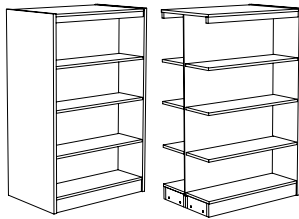
48" High	Model Number	Description	Wgt.	Price
	V26-4820	48"H X 37"W X 20"D Initial	106	\$1,692
	V21-4820A	48"H X 36"W X 20"D Adder	86	\$1,188
	V26-4824	48"H X 37"W X 24"D Initial	123	\$1,789
	V21-4824A	48"H X 36"W X 24"D Adder	99	\$1,274



48" High double sided shelving has a wood top and four adjustable shelves. Includes 1/4" matching wood back.

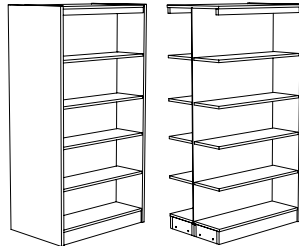
48" High Mobile Units	Model Number	Description	Wgt.	Price
	V26-4820-MOB	48"H X 37"W X 20"D Mobile	118	\$1,912
	V26-4824-MOB	48"H X 37"W X 24"D Mobile	135	\$2,007

60" High	Model Number	Description	Wgt.	Price
	V26-6020	60"H X 37"W X 20"D Initial	128	\$284
	V21-6020A	60"H X 36"W X 20"D Adder	102	\$1,574
	V26-6024	60"H X 37"W X 24"D Initial	147	\$2,260
	V21-6024A	60"H X 36"W X 24"D Adder	117	\$170



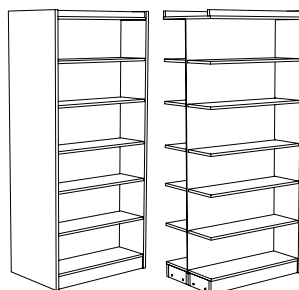
60" High double sided shelving has a wood top and six adjustable shelves. Includes 1/4" matching wood back.

72" High	Model Number	Description	Wgt.	Price
	V26-7220	72"H X 37"W X 20"D Initial	153	\$2,484
	V21-7220A	72"H X 36"W X 20"D Adder	119	\$1,789
	V26-7224	72"H X 37"W X 24"D Initial	179	\$2,641
	V21-7224A	72"H X 36"W X 24"D Adder	138	\$193



72" High double sided shelving has a wood top and eight adjustable shelves. Includes 1/4" matching wood back.

84" High	Model Number	Description	Wgt.	Price
	V26-8420	84"H X 37"W X 20"D Initial	169	\$267
	V21-8420A	84"H X 36"W X 20"D Adder	135	\$1,968
	V26-8424	84"H X 37"W X 24"D Initial	197	\$2,833
	V21-8424A	84"H X 36"W X 24"D Adder	156	\$285




84" High double sided shelving has an inverted wood cornice top and ten adjustable shelves. Includes 1/4" matching wood back.

* Steel shelves may be specified for most wood bookcases .
Replace "V" in the model with "SB" (i.e. SB21-4220).

Twist Picture Book Bookcases

Shelving



90" High	Model Number	Description	Wgt.	Price
	V26-9024	90"H X 37"W X 24"D Initial	212	\$3,008
	V21-9024A	90"H X 36"W X 24"D Adder	172	\$2,275

90" High doublesided shelving has an inverted wood cornice top and twelve adjustable shelves. Includes 1/4" matching wood back.

Single Faced Picture Book Units

42" High	Model Number	Description	Wgt.	Price
	V26-4212P	42"H X 37"W X 12"D Picture Book Initial	73	\$117
	V21-4212PA	42"H X 36"W X 12"D Picture Book Adder	63	\$862

42" High single sided shelving has a wood top, one adjustable picture book shelf and one base picture book shelf. Includes 1/4" matching wood back.


48" High	Model Number	Description	Wgt.	Price
	V26-4812P	48"H X 37"W X 12"D Picture Book Initial	76	\$1,176
	V21-4812PA	48"H X 36"W X 12"D Picture Book Adder	64	\$900

48" High single sided shelving has a wood top, one adjustable picture book shelf and one base picture book shelf. Includes 1/4" matching wood back.

60" High	Model Number	Description	Wgt.	Price
	V26-6012P	60"H X 37"W X 12"D Picture Book Initial	95	\$1,517
	V21-6012PA	60"H X 36"W X 12"D Picture Book Adder	80	\$1,214

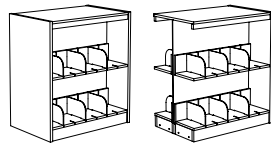
60" High single sided shelving has a wood top, two adjustable picture book shelves and one base picture book shelf. Includes 1/4" matching wood back.

* Steel shelves may be specified for most wood bookcases .
Replace "V" in the model with "SB" (i.e. SB21-4220).



Double Faced Picture Book Units

42" High	Model Number	Description	Wgt.	Price
----------	--------------	-------------	------	-------



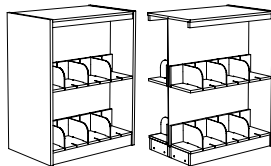
V26-4224P	42"H X 37"W X 24"D Picture Book Initial	136	\$1,835
V21-4224PA	42"H X 36"W X 24"D Picture Book Adder	115	\$1,482

42" High double sided shelving has a wood top, two adjustable picture book shelf and one base picture book shelf per side. Includes 1/4" matching wood back.

42" High Mobile Unit	Model Number	Description	Wgt.	Price
----------------------	--------------	-------------	------	-------

V26-4224P-MOB	42"H X 37"W X 24"D Picture Book Mobile	148	\$3
---------------	--	-----	-----

48" High	Model Number	Description	Wgt.	Price
----------	--------------	-------------	------	-------



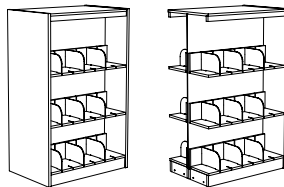
V26-4824P	48"H X 37"W X 24"D Picture Book Initial	142	\$222
V21-4824PA	48"H X 36"W X 24"D Picture Book Adder	118	\$1,545

48" High double sided shelving has a wood top, two adjustable picture book shelf and one base picture book shelf. Includes 1/4" matching wood back.

48" High Mobile Unit	Model Number	Description	Wgt.	Price
----------------------	--------------	-------------	------	-------

V26-4824P-MOB	48"H X 37"W X 24"D Picture Book Mobile	154	\$228
---------------	--	-----	-------

60" High	Model Number	Description	Wgt.	Price
----------	--------------	-------------	------	-------



V26-6024P	60"H X 37"W X 24"D Picture Book Initial	176	\$2,389
V21-6024PA	60"H X 36"W X 24"D Picture Book Adder	147	\$262

60" High double sided shelving has a wood top, four adjustable picture book shelves and one base picture book shelf. Includes 1/4" matching wood back.

* Steel shelves may be specified for most wood bookcases .
Replace "V" in the model with "SB" (i.e. SB21-4220).