

CIRRUS eSPORTS CONSOLE

Tables

General Specifications

Table Top: Work surface is 1 1/4" thick, three-ply particleboard core with .050" high-pressure laminate top surface and a .030" phenolic backer. Corners on Concave/ Convex shape tops have a 3" radius. Curved unit tops have 1/8" radiused corners with an overall 62" radius.

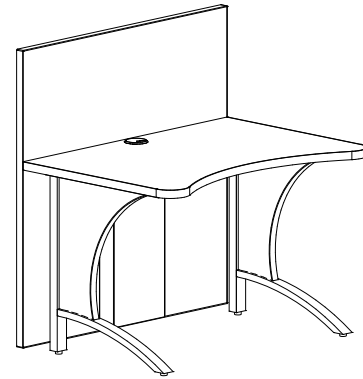
Steel End Frames: Are weldments consisting of a 14 gauge 1-1/2" x 2" steel tubing vertical leg, a curved 1" x 2" steel tube leg, and a 1/4" x 4" W steel mounting plate. Legs are fitted with adjustable glides. The weldment has a contoured 1-3/16" thick wood panel mounted within it for both structure and appearance.

Cabinet Console: Base Wire Box Cabinet is constructed with 11/16" thick panels with high-pressure laminate surfaces and 3mm PVC edges. Wire box door opening is 20"w x 17-1/4"H. A grommet is provided in the top to conceal and pass cabling into the cabinet. Bottoms are fitted with adjustable glides.

Back Panel: Back panel is 1-1/4" thick three-ply particleboard core with .050" high-pressure laminate on both faces, with a 3mm PVC edge. 3" deep powder coated steel wire channel connects to the inside front of the panel to conceal wires.

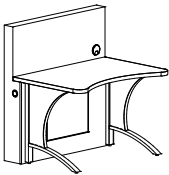
Curved Back Console: Curved back is 4" thick built-up assembly that provides concealed wire passage from table to table. Curved assembly is covered with high-pressure laminate on all exposed faces. Bottoms are fitted with adjustable glides.

Back Panel mounting surface suitable for attaching the mount for a flat screen monitor. (Monitor and mount not included.)

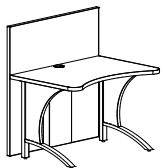


Mounting a monitor to Cirrus eSports Consoles. You drill and bolt your mounting bracket for your Flat Screen Monitor to the outside face of your Cirrus Console back panel. Follow the mounting instructions for your monitor. Generally speaking, the monitor size should not exceed the width of your Cirrus eSports Console.

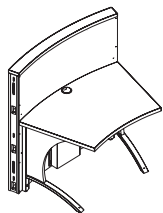
Finish: See **mediatechnologies** Finish and Color Guide for choices.



Cirrus eSports Console, Cabinet Back			
Model Number	Description	Wgt.	List Price
3mm PVC Edges			
HPL			
CESCC-C4044X-L-29/46	40"D x 44"W x 29/46"H, (2) 80mm grommet, wire management cabinet, Convex Worksurface, 3MM PVC	390	\$3,492
CESCC-C4044V-L-29/46	40"D x 44"W x 29/46"H, (2) 80mm grommet, wire management cabinet, Concave Worksurface, 3MM PVC	390	\$3,492



Cirrus eSports Console, Panel Back			
Model Number	Description	Wgt.	List Price
3mm PVC Edges			
HPL			
CESPC-C3444X-L-29/46	33.25"D x 44.25"W x 29/46"H, Convex Worksurface, 3MM PVC	210	\$2,490
CESPC-C3444V-L-29/46	33.25"D x 44.25"W x 29/46"H, Concave Worksurface, 3MM PVC	210	\$2,490



Cirrus eSports Console, Cabinet Back, Curved			
Model Number	Description	Wgt.	List Price
3mm PVC Edges			
HPL			
CESCC-C3450-L-29/46	34"D x 49-11/16"W x 29/46"H, (2) 80mm grommet, wire management cabinet, Convex Worksurface, 3MM PVC	420	\$6,244

Set Up Charges and Upcharges for Non-Standard and Custom Finishes

Model Number	Description	List Price
Group 2 Powder Coat	Set up charge, per color, per order, for Group 2 Powder Coat	\$312
Non-Standard PVC	Upcharge, per color, per order, for non-standard PVC	\$865

Required to order: Model # including options if applicable

- HPL selection
- PVC selection
- powder coat color. (if applicable)