elements
by mediatechnologies®

Table of Contents

Introduction 2
Overview 2
How to Use This Book 3
Visual Guide 4
Working With... 6

General Storage Cabinets 11
Table of Contents 11
Visual Guide 12
Working With... 14
Base 20
Open Storage 20
Cupboard Storage 22
File Storage 28
Drawer Storage 30
Cubicle Storage 32
Folio Storage 36
Tote Storage 37
Wall 44
Open Storage 44
Cupboard Storage 45
Cubicle Storage 48
Folio Storage 52
Tall 54
Open Storage 54
Cupboard Storage 55
Cubicle Storage 57
Wardrobe Storage 60
Cabinet Options 62
Continuous Tops 62
Toe Kicks 64
Framed Doors 66

Special Purpose Cabinets 69
Table of Contents 69
Visual Guide 69
Working With... 72
Special Purpose Cabinets 72
Working With... 73
Music Cabinets 73
Base 74
Sink Cabinets 74
Sink Cabinet Vanity 75
Lockers 76
Base Units 76
Tall Units 78
Tall Combo Units 81
eWall™ 82
Music 85

Tiles 99
Table of Contents 99
Visual Guide 99
Working With... 100
Drawing 101
Display 102
Slatwall Accessories 104
Accessories 105

Workspace 107
Table of Contents 107
Visual Guide 108
Working With... 110
Worksurfaces 116
Rectangular 116
Nipped Corners 117
Square / Round 118
Corner 119
Conference Corner 120
P-Top 121
Bow Front 122
D and Race Track 123

Worksurface Supports 124
Steel Legs / Steel Bases 124
Wood Panels 126
Modesty Panel 129
Wood Modesty Panels 129

Worksurface Supports 130
Steel Pedestals 130
Steel Lateral Files 133
Freestanding 136
Steel Lateral File / Storage Cabinet 136
Steel Wardrobe Towers 137

Mobile 138
Steel Pedestals 138
Worksurface Supports 140
Wood Pedestals 140
Worksurface Supports 142
Wood Lateral Files 142

Freestanding 143
Wood Lateral Files 143
Wood Cupboard Storage with Lateral Files 144
Wood Bookcase 145
Wood Pedestal 146

Mobile 146
Upper Storage 148
Wood Open Storage 148
Wood Cupboard Storage 149
Wood Cupboard with Folio Storage 150
Wood Locker Shelf 151

Track & Accessories 153
Table of Contents 153
Track & Attachments 154
Computer & Desk Accessories 156
Electrical 157
Wiring System 158
Tote Bins 160

Freestanding & Mobile Units 163
Table of Contents 163
Visual Guide 164
Working With... 167
36" Wide 168
29" High 168
36" High 172
42" High 175
48" High 179
54" High 181
72" High 184
48" Wide 186
42" High 186
48" High 188
54" High 189
60" Wide Credenzas 191
29" High 191
36" High 193
72" Wide Credenzas 195
29" High 195
36" High 197
Lockers 199
Personal Cabinets 200
Technology Carts 201
Personal Desks 202

Finishes 205
Terms & Conditions 207

Overview

elements by mediatechnologies®

FIRST THINGS FIRST

elements by mediatechnologies® is a revolutionary furniture solution designed with flexibility in mind...

The problem with fixed casework today is that it typically means built-in cabinets and therefore fixed layouts. As the needs of the facility change and grow the spaces within are unable to accommodate without time consuming and costly renovations.

elements by mediatechnologies® is a collection of furniture solutions that work together to solve this problem...

The system includes a full line of track-mounted storage and special purpose cabinets, Tiles which include teaching aid and display solutions like tackboards and marker boards, workspace components including desk and file storage options, and a line of cabinets and credenzas that are available as freestanding or mobile units. Components from each of these areas may be used independently or in combination with each other offering you practically limitless options.

Your authorized elements by mediatechnologies® dealer will be a crucial resource...

elements by mediatechnologies® dealers are trained in the installation process as well as the products offered and their construction methods. They can provide vital information regarding;

- Layout planning and guidelines
- Products offered and how they interact with each other
- Which products will offer the best solution for your needs
- The specifying and ordering process

elements by mediatechnologies® is a very diverse system and therefore requires some understanding before beginning the specifying process...

It is important to review this introduction section as it provides vital information on not only the products offered, but how the information is presented in this specification guide book.

FEATURES:

- Installation is easy and quick
- Componentized system
- Components are reconfigurable - can be moved or added to without damage to the product or the room
- All units receive finished end panels
- Formaldehyde Free
- A wide variety of hardware and finish options

BENEFITS:

- No lengthy and expensive installation process saving time and money
- Superior flexibility because you create your own configurations by combining modular components
- Repurposing a room is simple and adding components to an existing configuration means less money than an expensive renovation
- Cabinets will always have a finished end panel even after reconfiguration
- Environmentally Friendly
- Adapts to any environment

HOW THIS BOOK IS ORGANIZED

The information in this specification guide book is presented in the following manner;

Visual Guide pages can be found at the beginning of each chapter of this guide book. They include:

- A line drawing of each type of component offered within that chapter
- A description and/or catalog number for each category or component
- The page number each component can be found on

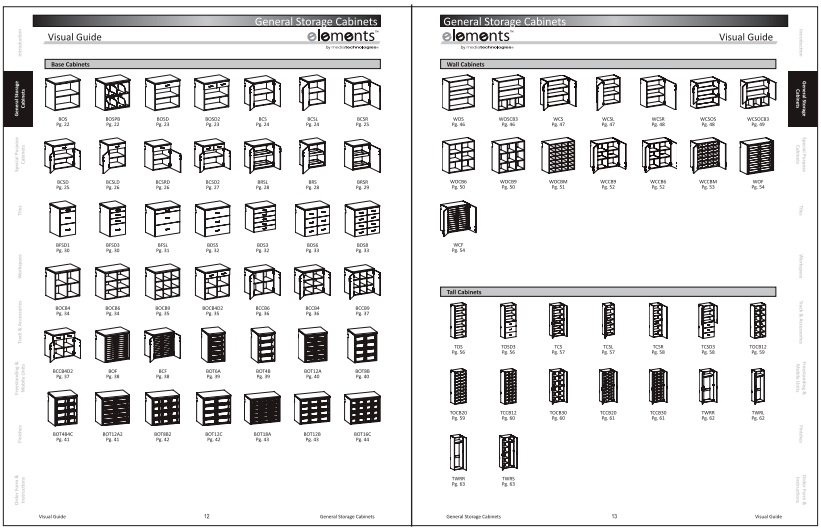

Working With...pages provide important details about each category of components including:

- Construction details specific to that category
- Diagrams explaining how the components interface with other components
- Important notes on planning guidelines, restrictions that may apply and recommendations

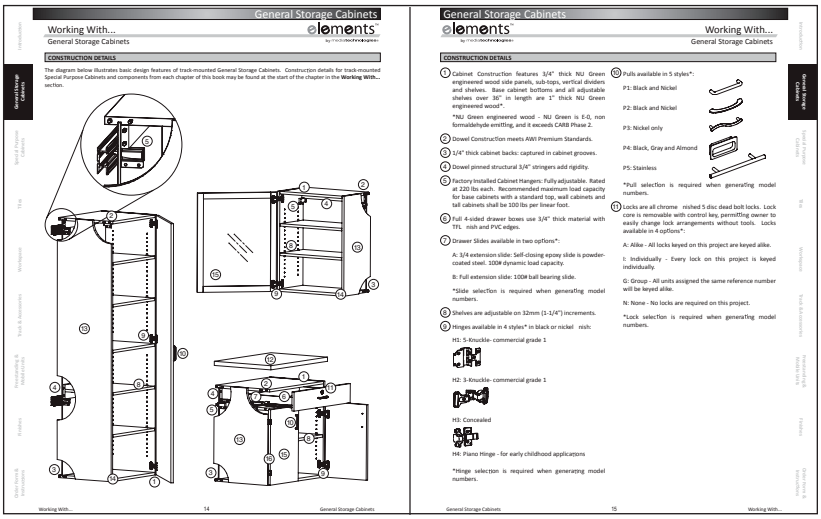

Product pages provide all the information needed to order the products including:

- A description of what is included with each product
- Notes on installation requirements and specifying instructions
- The catalog number associated with each product
- The available dimensions and options required to create a complete model number for ordering



elements
by mediatechnologies®

Visual Guide

Full System Overview

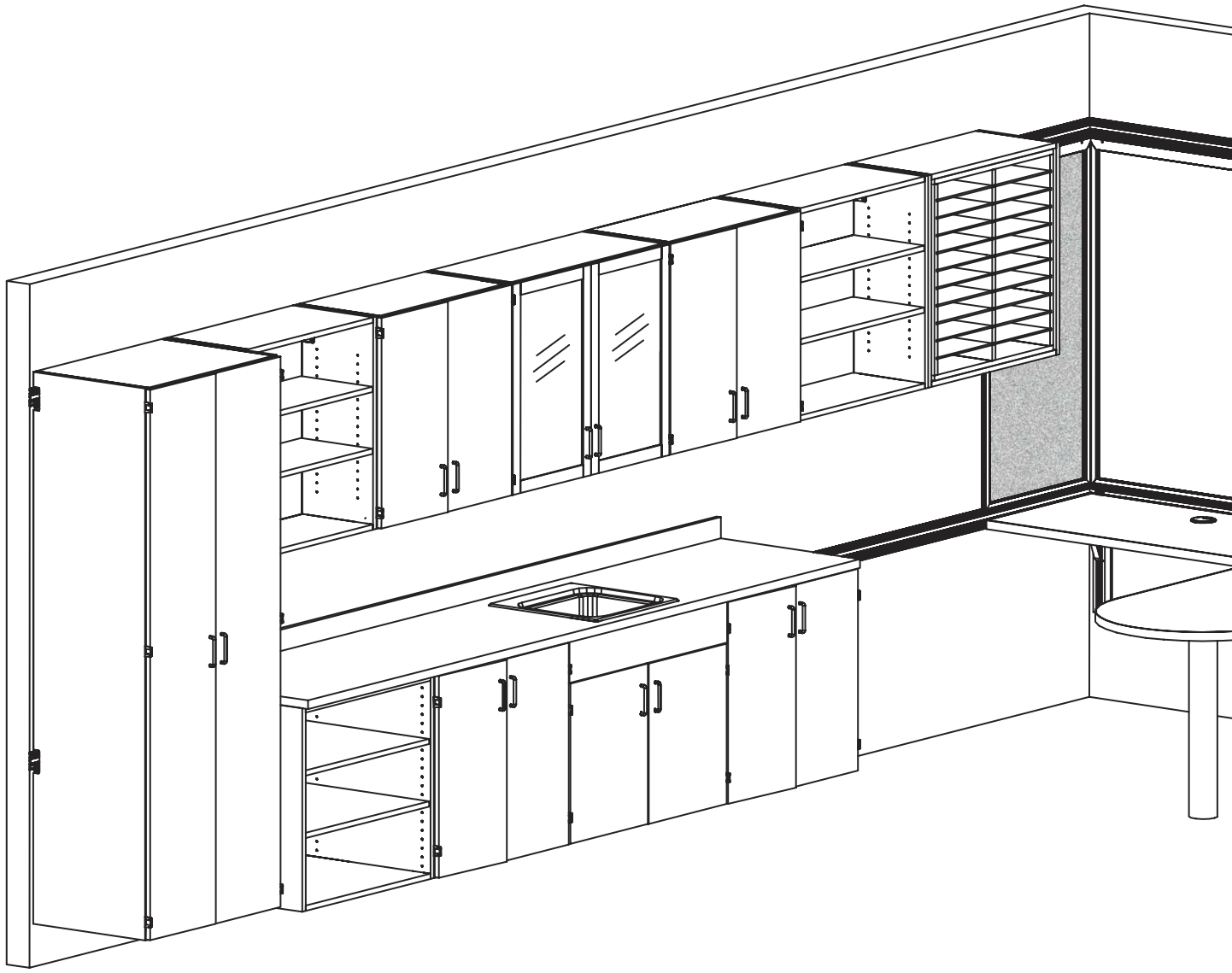

GENERAL STORAGE CABINETS

- Chapter Table of Contents - Pg. 11
- Visual Guide - Pg. 12-13
- Working With... - Pg. 14-19
- Product Pages - Pg. 20-66
  - Base Cabinets - Pg. 20-42
  - Wall Cabinets - Pg. 44-52
  - Tall Cabinets - Pg. 54-61
  - Cabinet Options - Pg. 62-66

SPECIAL PURPOSE CABINETS

- Chapter Table of Contents - Pg. 69
- Visual Guide - Pg. 69
- Working With... - Pg. 71-73
- Product Pages - Pg. 74-96
  - Sink Cabinets - Pg. 74-75
  - Lockers - Pg. 76-81
  - eWall - Pg. 82-84
  - Music- Pg. 85-96

TILES

- Chapter Table of Contents - Pg. 99
- Visual Guide - Pg. 99
- Working With... - Pg. 100
- Product Pages - Pg. 101-105
  - Drawing Boards - Pg. 101
  - Display Boards - Pg. 102-103
  - Slatwall Accessories - Pg. 104
  - Accessories - Pg. 105

elements
by mediatechnologies®

Visual Guide

Full System Overview

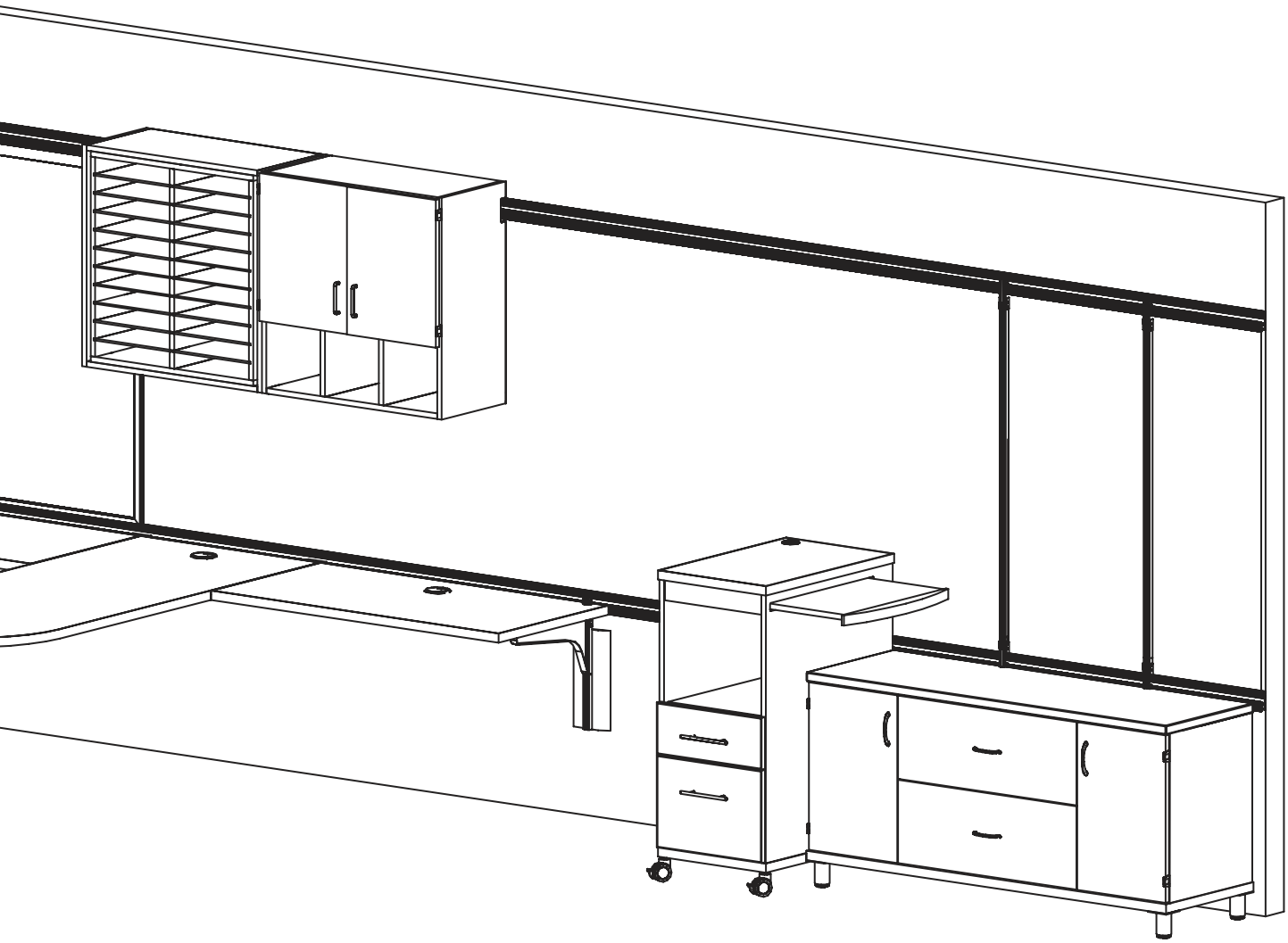

WORKSPACE

- Chapter Table of Contents - Pg. 107
- Visual Guide - Pg. 108
- Working With... - Pg. 110
- Product Pages - Pg. 107-151

TRACK & ACCESSORIES

- Chapter Table of Contents - Pg. 153
- Product Pages - Pg. 154-160

FREESTANDING & MOBILE UNITS

- Chapter Table of Contents - Pg. 163
- Visual Guide - Pg. 164-166
- Working With... - Pg. 167
- Product Pages - Pg. 168-202
  - 36" Wide - Pg. 168-184
  - 48" Wide - Pg. 186-190
  - 60" Wide Credenzas - Pg. 191-194
  - 72" Wide Credenzas Pg. - 195-198
  - Lockers - Pg. 199
  - Personal Cabinets - Pg. 200
  - Technology Carts - Pg. 201
  - Personal Desks - Pg. 202

Working With...

elements
by mediatechnologies®

EXAMPLE LAYOUTS

The use of track-mounted components integrated with freestanding and mobile units from each of the four major groups within the elements sytem is the key to the system's flexibility.

Group 1 consists of track-mounted components from the General Storage and Special Purpose Cabinet sections.

Group 2 consists of track-mounted Tiles such as marker boards and tack boards.

Group 3 consists of a combination of track-mounted and freestanding workspace solutions including worksurfaces, supports and storage options.

Group 4 consists of freestanding and mobile storage units and specialty units such as personal cabinets.

Each Group is designed to not only be a stand-alone group of components, but to allow you to integrate components from other groups to fit your needs. This integration allows for infinite layout possibilities...

HIGH SCHOOL CLASSROOM

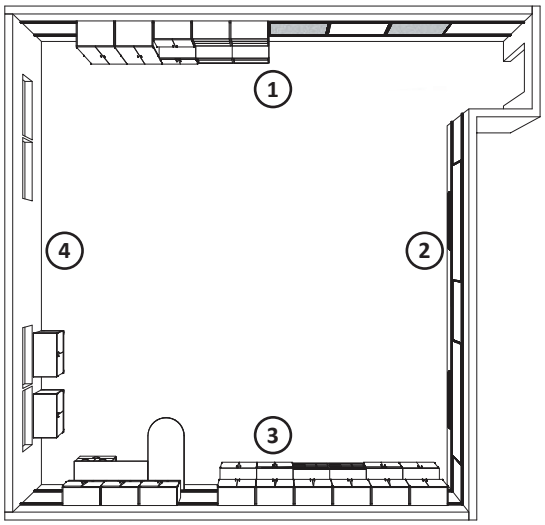

Wall 1:

- Upper and Lower Horizontal Mounting Track
- Tall Cupboard Storage
- Wall Open and Cupboard Storage
- Base Cupboard Storage with Drawer and Open Storage with Standard Tops
- Bulletin Board Tiles
- Marker Board Tile

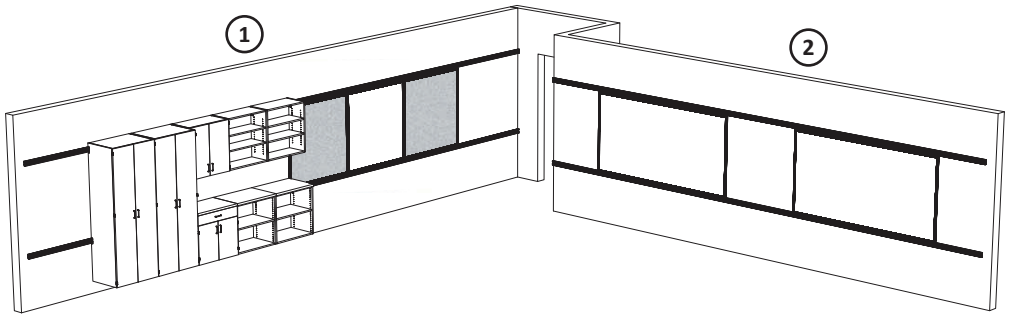

Wall 2:

- Upper and Lower Horizontal Mounting Track
- Marker Board Drawing Tiles
- Utensil Tray

Wall 3:

- Upper and Lower Horizontal Mounting Track
- Wall Cupboard Storage
- Base Cupboard Storage and Open Cubicle Storage
- Rectangular and D Shaped Worksurfaces and Supports

Wall 4:

- Freestanding Cupboard Storage

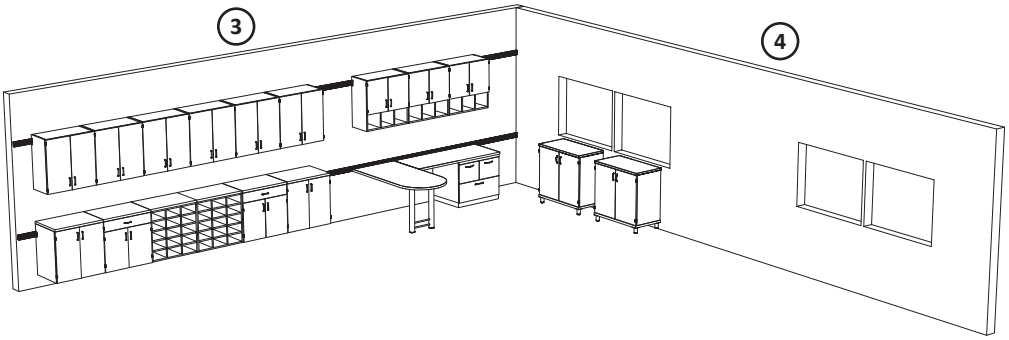

KINDERGARTEN CLASSROOM

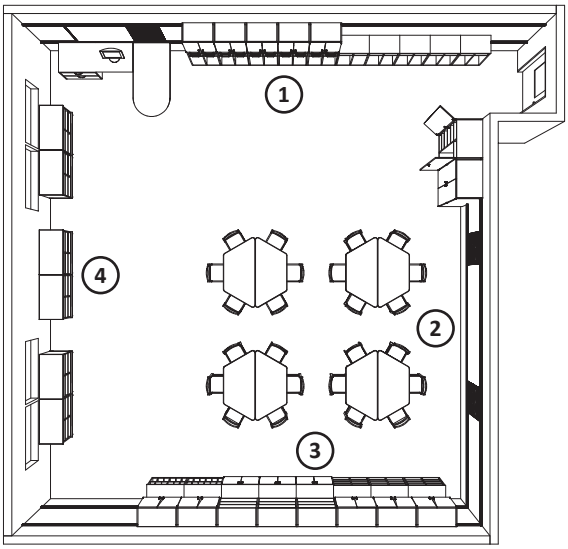

Wall 1:

- Upper and Lower Horizontal Mounting Track
- Tall Locker Units
- Base Locker Units
- Base Lateral File Storage
- Rectangular and D shaped worksurfaces
- Tackable Acoustic Board Tile
- Marker Board Tile

Wall 4:

- Freestanding Open Storage Units



Wall 2:

- Tall Wardrobe Storage and Cupboard Storage
- Tackable Acoustic Board Tiles
- Marker Board Tile

Wall 3:

- Upper and Lower Horizontal Mounting Track
- Wall Cupboard and Open Storage
- Base Open Cubicle Storage, Cupboard Storage, and Picture Book Display



Working With...

elements by mediatechnologies®

SCIENCE CLASSROOM

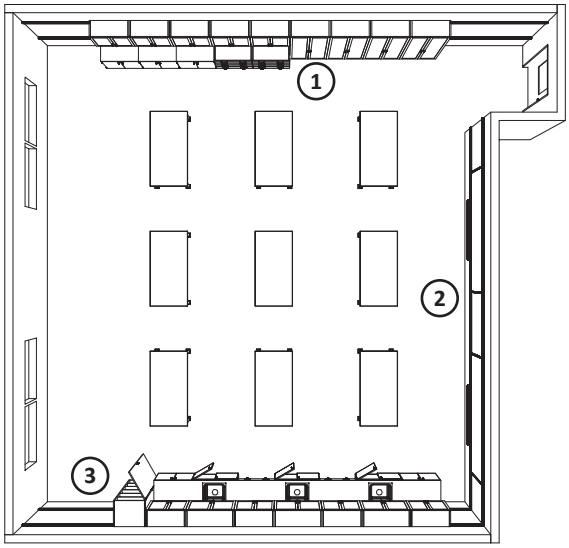

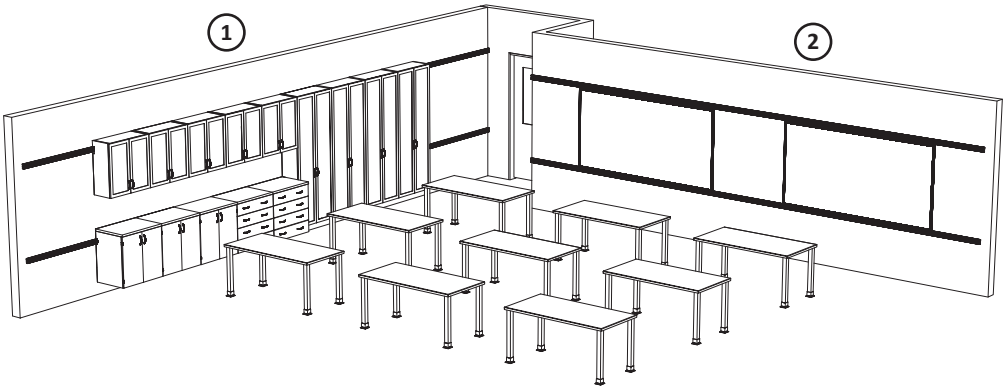

Wall 1:

- Upper and Lower Horizontal Mounting Track
- Wall Cupboard Storage with glass framed fronts
- Tall Cupboard Storage with glass framed fronts
- Base Cupboard Storage with standard tops
- Base Drawer Storage with standard tops

Wall 2:

- Upper and Lower Horizontal Mounting Track
- Marker Board Drawing Tiles
- Utensil Tray

Wall 3:

- Wall Cupboard Storage with glass framed fronts
- Tall Cupboard Storage
- Base Cupboard Storage, Drawer Storage and Sink Cabinets with Continuous Top with Backsplash



NOTES:

NOTES:

elements
by mediatechnologies®

Table of Contents

Visual Guide.....12
Working With... 14
Base 20
- Open Storage..... 20
- Cupboard Storage..... 22
- File Storage..... 28
- Drawer Storage..... 30
- Cubicle Storage..... 32
- Folio Storage..... 36
- Tote Storage 37

Wall 44
- Open Storage..... 44
- Cupboard Storage..... 45
- Cubicle Storage..... 48
- Folio Storage..... 52

Tall 54
- Open Storage..... 54
- Cupboard Storage..... 55
- Cubicle Storage..... 57
- Wardrobe Storage 60

Cabinet Options.....62
- Continuous Tops..... 62
- Toe Kicks..... 64
- Framed Doors..... 66

Visual Guide

elements by mediatechnologies®

Base Cabinets

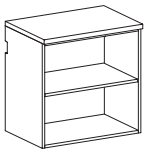
BOS
Pg. 20

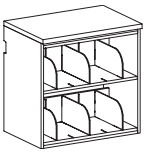
BOSPB
Pg. 20

BOSD
Pg. 21

BOSD2
Pg. 21

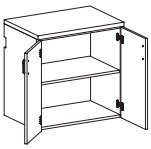
BCS
Pg. 22

BCSL
Pg. 22

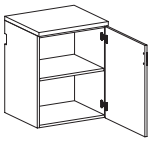
BCSR
Pg. 23

BCSD
Pg. 23

BCSLD
Pg. 24

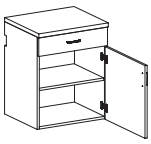
BCSRD
Pg. 24

BCSD2
Pg. 25

BRS
Pg. 26

BRSL
Pg. 26

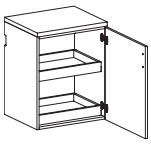
BRSR
Pg. 27

BFSD3
Pg. 28

BFSD4
Pg. 28

BFSL
Pg. 29

BDS3
Pg. 30

BDS5
Pg. 30


BDS6
Pg. 31

BDS8
Pg. 31

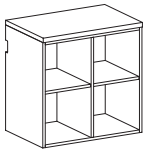
BOCB4
Pg. 32

BOCB6
Pg. 32

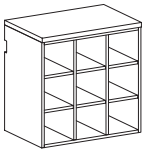
BOCB9
Pg. 33

BOCB4D2
Pg. 33

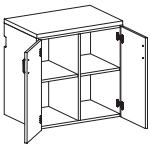
BCCB4
Pg. 34

BCCB6
Pg. 34

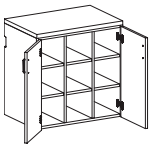
BCCB9
Pg. 35

BCCB4D2
Pg. 35

BOF
Pg. 36

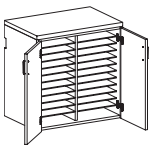
BCF
Pg. 36

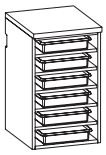
BOT6A
Pg. 37

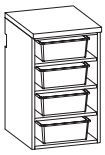
BOT4B
Pg. 37

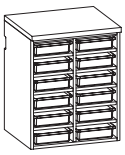
BOT12A
Pg. 38

BOT8B
Pg. 38

BOT4B4C
Pg. 39

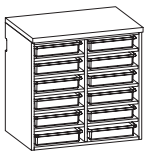
BOT12A2
Pg. 39

BOT8B2
Pg. 40

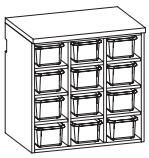
BOT12C
Pg. 40

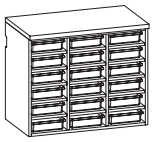
BOT18A
Pg. 41


BOT12B
Pg. 41

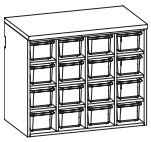
BOT16C
Pg. 42

elements
by mediatechnologies®

Visual Guide

Wall Cabinets

WOS
Pg. 44

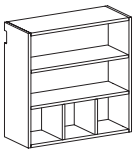
WOSCB3
Pg. 44

WCS
Pg. 45

WCSL
Pg. 45

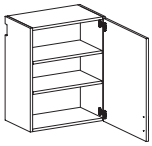
WCSR
Pg. 46

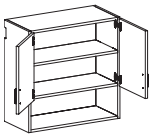
WCSOS
Pg. 46

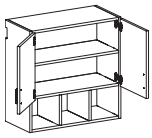
WCSOCB3
Pg. 47

WOCB6
Pg. 48

WOCB9
Pg. 48

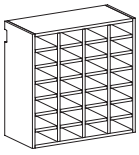
WOCBM
Pg. 49

WCCB6
Pg. 50

WCCB9
Pg. 50

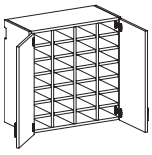
WCCBM
Pg. 51

WOF
Pg. 52

WCF
Pg. 52

Tall Cabinets

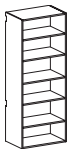
TOS
Pg. 54

TOSD3
Pg. 54

TCS
Pg. 55

TCSL
Pg. 55

TCSR
Pg. 56

TCSD3
Pg. 56

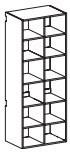
TOCB12
Pg. 57

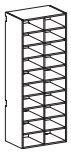
TOCB20
Pg. 57

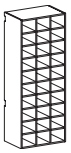
TOCB30
Pg. 58

TCCB12
Pg. 58


TCCB20
Pg. 59

TCCB30
Pg. 59

TWRL
Pg. 60

TWR
Pg. 60

TWRR
Pg. 61

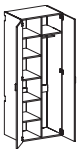
TWRS
Pg. 61

Working With...

General Storage Cabinets

elements by mediatechnologies®

CONSTRUCTION DETAILS

The diagram below illustrates basic design features of track mounted General Storage Cabinets. Construction details for track mounted Special Purpose Cabinets and components from each chapter of this book may be found at the start of the chapter in the **Working With...** section.

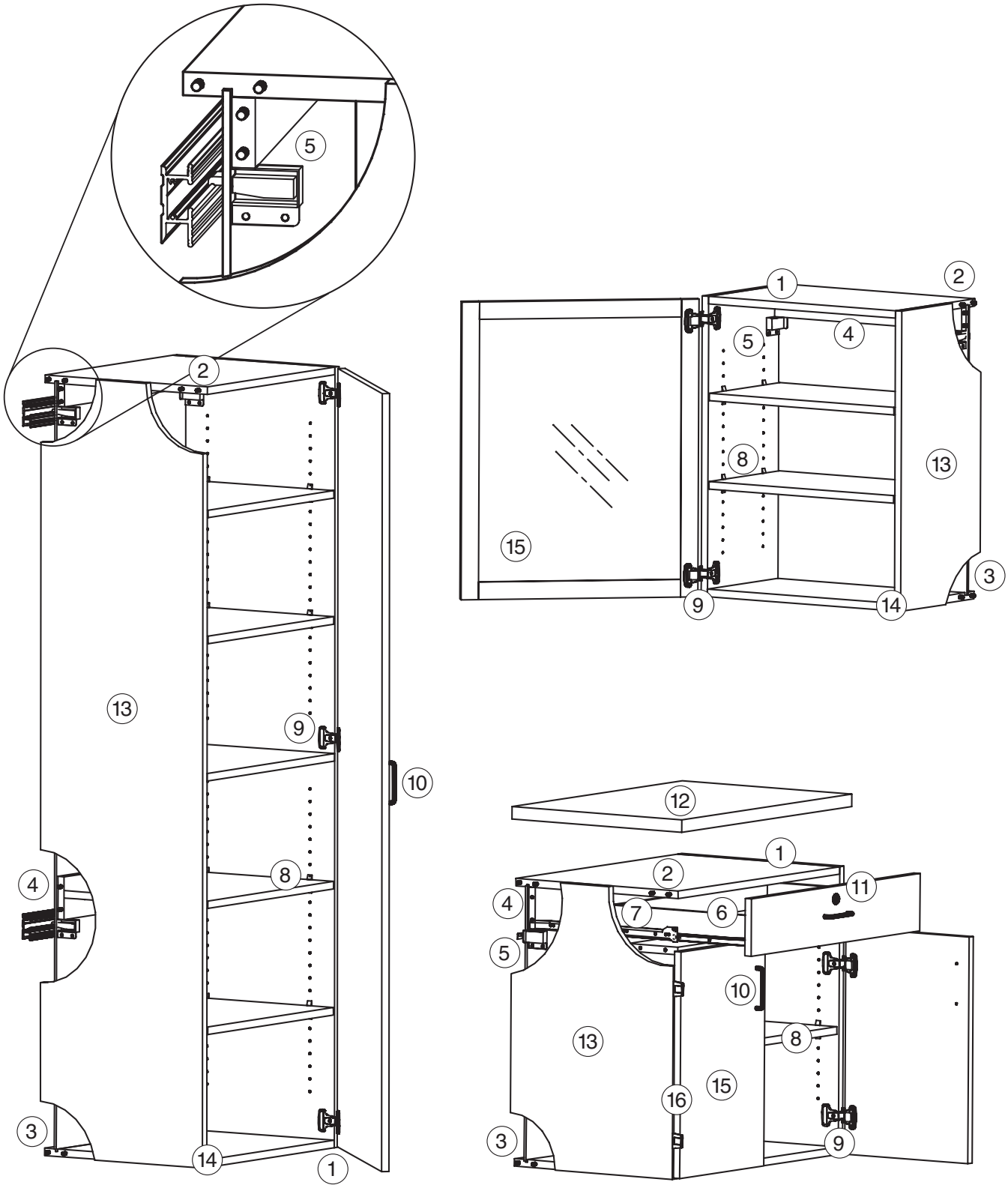

CONSTRUCTION DETAILS

1. Cabinet Construction available with 3/4" thick NU Green engineered wood side panels, sub-tops, vertical dividers and shelves. Base cabinet bottoms and all adjustable shelves over 36" in length are 1" thick NU Green engineered wood*.

   *NU Green engineered wood - NU Green is E-0, non formaldehyde emitting, and it exceeds CARB Phase 2.

2. Dowel Construction meets AWI Premium Standards.

3. 1/4" thick cabinet backs: captured in cabinet grooves.

4. Dowel pinned structural 3/4" stringers add rigidity.

5. Factory Installed Cabinet Hangers: Fully adjustable. Rated at 220 lbs each. Recommended maximum load capacity for base cabinets with a standard top shall be 100 lbs per linear foot.

6. Full 4-sided drawer boxes use 3/4" thick material with TFL finish and PVC edges.

7. Drawer Slides available in two options*:

   A: 3/4 extension slide: Self-closing epoxy slide is powder-coated steel. 100# dynamic load capacity.

   B: Full extension slide: 100# ball bearing slide.

   *Slide selection is required when generating model numbers.

8. Shelves are adjustable on 32mm (1-1/4") increments.

9. Hinges available in 4 styles* in black or nickel finish:

   H1: 5-Knuckle- commercial grade 1

   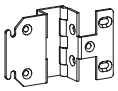

   (H1B- Black, H1N- Nickel)

   H2: 3-Knuckle- commercial grade 1

   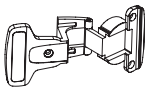

   (H2B- Black, H2N- Nickel)

   H3: Concealed

   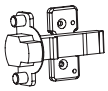

   H4: Piano Hinge - for early childhood applications

   *Hinge selection is required when generating model numbers.

10. Pulls available in 5 styles*:

    P1: Black and Nickel

    (P1B- Black, P1N- Nickel)

    P2: Black and Nickel

    (P2B- Black, P2N- Nickel)

    P3: Nickel only

    P4: Black, Gray and Almond

    (P4B- Black, P4G- Gray, P4A- Almond)

    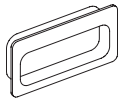

    P5: Stainless

    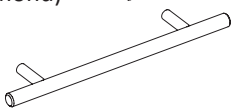

    *Pull selection is required when generating model numbers.

11. Lock option*:

    N: None - No locks are required on this project.

    D: Digital Lock - Programmable digital lock.

    Cam locks are chrome finished 5 disc dead bolt locks. Lock core is removable with control key, permitting owner to easily change lock arrangements without tools. Locks of this type are available in 3 options:

    A: Alike - All locks keyed on this project are keyed alike.

    I: Individually - Every lock on this project is keyed individually.

    G: Group - All units assigned the same reference number will be keyed alike.

    *Lock selection is required when generating model numbers.

Digital Locks

Customize with a digital lock.
Safe guard your lap top
and valuables.
Contact us to find out more!

Working With...

elements by mediatechnologies®

General Storage Cabinets

CONSTRUCTION DETAILS

(12) Tops are available in 2 options:

Standard Top - (No letter indicator required when generating model numbers). Cabinet receives individual modular top constructed of 1-1/4" thick engineered wood with .050" high pressure laminate (HPL) and a phenolic backer sheet. Edges are 3mm PVC on front and .5mm (.020) PVC on sides and back.*

CT: Continuous Top - Cabinet will be constructed with a sub-top only. Continuous Tops are ordered as a separate line item. See page 62 in Cabinet Options section for more information.

*Laminate and edge selections will be indicated on order form. See Finishes Card for choices.

(13) Box Finish is applied to all exterior cabinet faces. Available in 4 options*:

T: TFL - Thermally Fused Laminate, all balanced construction.

L: HPL - High Pressure Laminate. Vertical Grade .032" thick high-pressure laminate, all balanced construction.

O: Veneer Oak - Grade AA plain sliced oak veneers on 3/4" industrial engineered wood core.

M: Veneer Maple - Grade AA plain sliced maple veneers on 3/4" industrial engineered wood core.

*Box Finish is required when generating model numbers.

Color selections, laminate patterns, and wood finishes will be indicated on order form. See Finishes Card for choices.

(14) Box Edge will be nominal .5mm (.020) PVC. Color choice will be indicated on order form. See Finishes Card for choices.

(15) Front Finish is applied to cupboard doors and drawer fronts. Available in 5 options*:

T: TFL - Thermally Fused Laminate, all balanced construction.

L: HPL - High Pressure Laminate. Vertical Grade .032" thick high-pressure laminate, all balanced construction.

O: Veneer Oak - Grade AA plain sliced oak veneers on 3/4" industrial engineered wood core.

M: Veneer Maple - Grade AA plain sliced maple veneers on 3/4" industrial engineered wood core.

F: Framed Doors - Only available for doors. If indicating Framed Doors option, additional information is required when ordering. See page 66 in Cabinet Options section for more information.

*Front Finish is required when generating model numbers.

(16) Front Edge will be 3mm PVC for TFL and HPL Finished Fronts. Veneer fronts will receive 3mm wood in coordinating finish.

MOUNTING ELEVATIONS

The diagram below illustrates the recommended mounting heights for the upper and lower horizontal track and how the General Storage Cabinets interact with each other when mounted to the track.

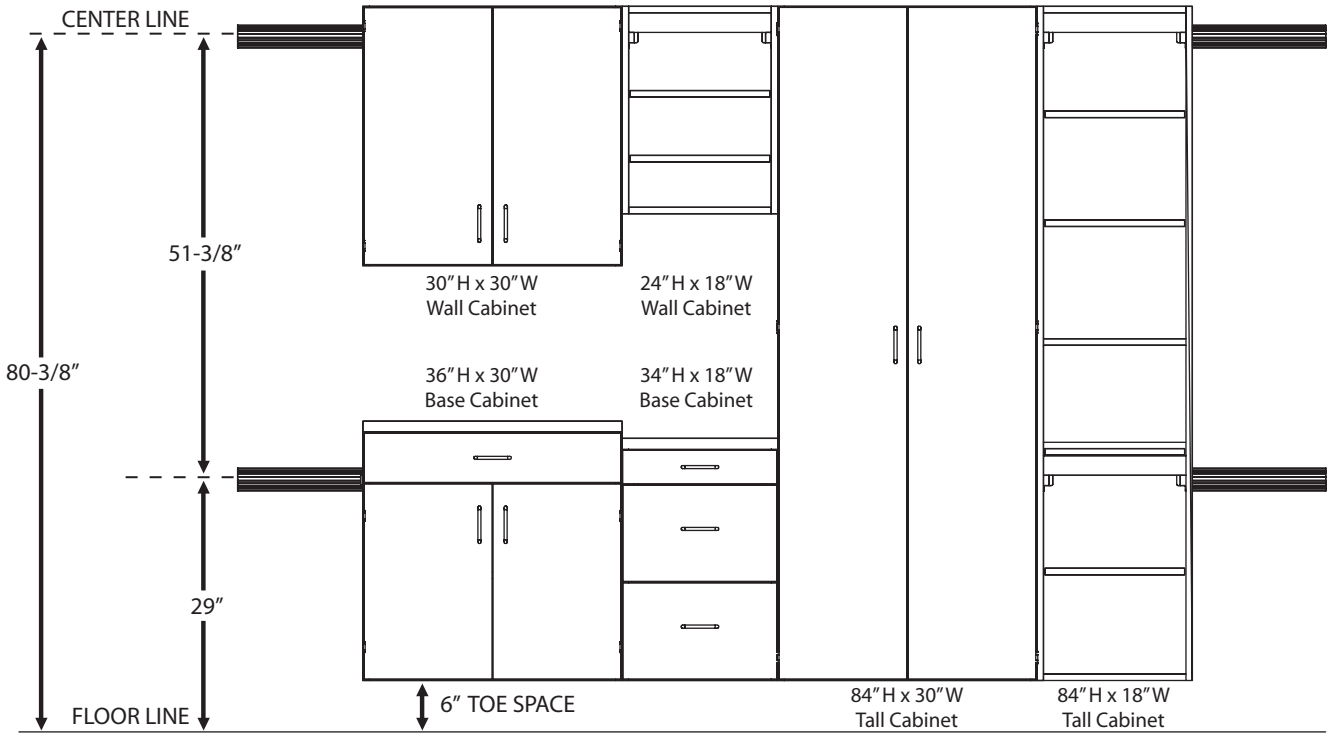

HORIZONTAL TRACK

- Recommended Mounting Heights:
- Lower Track - 29" up from highest point of floor to the center line of the track.
- Upper Track - 51 3/8" up from center line of lower track to the center line of the upper track.

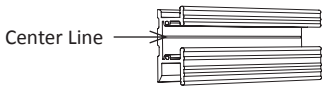

- Track must be mounted to a ***structural wall***: elements™ defines a ***structural wall*** as a load-bearing wall constructed of materials such as: poured concrete, concrete block, or studs.*

BASE

- Mount to the lower horizontal mounting track.
- Available in three heights which permit the nominal finished counter top height to be 31", 34" or 36". 31" high cabinets are considered youth height. 34" high cabinets are considered ADA height.
- Each standard cabinet is furnished with two mounting clips positioned for a consistent 6" toe space below the cabinet.
- Base cabinets come standard with a 1-1/4" thick modular top.

WALL

- Mount to the upper horizontal mounting track.
- Available in two heights which permit the nominal installed cabinet height to be 84" from the floor.
- Each standard cabinet is furnished with two mounting clips.
- Wall cabinets do not include a counter top.

TALL

- Mount to both the upper and lower horizontal mounting track.
- Available in 84" from floor nominal installed cabinet height only.
- Each standard cabinet is furnished with four mounting clips positioned for a consistent 6" toe space below the cabinet.
- Tall cabinets do not include a counter top.

Note: All cabinets width over 36" wide will receive a center divider.

* Wood studs must be a nominal 2" x 4" size minimum. Metal studs must be "C" channel, 20-gauge thick minimum. Metal or wood studs must be on centers no greater than 16" and have maximum heights of 10' restrained at floor and ceiling. Interior walls shall be designed to resist not less than a force of 5 lbs. per square foot applied perpendicular to wall. The deflection of such walls under a load of 5 lbs. per square foot shall not exceed 1/400th of the span for walls with brittle finishes, and 1/124th of the span for walls with flexible finishes. If you have any questions concerning you load-bearing structures, please consult your architect or structural engineer.

Working With...

General Storage Cabinets

elements by mediatechnologies®

ENVIRONMENTAL INFORMATION

- elements furniture is constructed from wood-based materials that carry the FSC eco-label
- LEED participation
- CARB2 Compliance
- elements furniture is available with NU Green, E-0 non formaldehyde emitting engineered wood
- Meets AWI Premium Construction requirements

At media**technologies®** we share your environmental concerns. That's why we continually search for new ways to reduce waste and pollution, conserve natural resources and minimize our impact on the environment.

INSTALLATION NOTES

- Horizontal Mounting Track is extruded aluminum 6063-T6 with a clear anodized finish. Track is purchased and shipped in 8 foot lengths and is available pre-drilled with mounting holes located 16 inches on-center.
- Fasteners are ordered separately; customer or installer will be responsible for proper installation of anchors and/or fastening devices.
- Each elements™ cabinet is shipped from the factory with the mounting clips installed on the cabinet. Field installation consists of securely fastening an appropriate length of horizontal mounting track to the wall, hanging the cabinet on the track and adjusting the leveling system with a common screwdriver.

SHELF DEFLECTION INFORMATION

The Department of Wood Science in the Division of Forestry at West Virginia University conducted a study for the Architectural Woodwork Institute regarding the deflection of wood shelving materials under various amount of stress. The following table represents some of their findings with the various products tested. The table shows total uniformly distributed load requirements necessary to cause deflection of 1/4 inch in shelves 8 and 12 inches wide with spans (i.e. unfixed, supported at each end) of 30, 36, 42, and 48 inches. Load required to deflect shelves more or less than 1/4 inch may be estimated by direct proportion.

For example, the uniformly distributed load required to cause a deflection of 1/8 inch is one-half that of the value in the table. For width different than 8 or 12 inches (the values used in the table), load required to cause a 1/4 inch deflection may also be determined by direct proportion. A 6 inch wide shelf, for example, will deflect twice as much as a 12 inch wide shelf under the same load.

The following equation shows how deflection is related to shelf dimensions, width, thickness, span, load per inch of span and E-value, a material property which measures stiffness or resistance to deflection. The higher the E-value the less the deflection. When a shelf is made with several materials, each with its own E-value, a composite E-value must be determined. The study was developed in the inch-pound method and is not converted to metric for this example.

To compute deflection:

$$D = \frac{0.1563wl^4}{Ebh^3}$$

In which the values are:

D = deflection (in inches), w = load per lineal inch of span, l = span (length) E = modulus of elasticity, b = base (width), h = depth (thickness)

Shelf Deflection of 1/4" by Estimated Total Distributed Load in Pounds

Material	Thickness	Span	30"		36"		42"		48"	
		Width	8"	12"	8"	12"	8"	12"	8"	12"
Medium density particleboard (raw or covered with "melamine")	3/4"		78	117	46	69	29	43	19	28
	1"		185	277	109	164	69	102	45	66
Medium density fiberboard (raw or covered with "melamine")	3/4"		100	150	58	87	36	54	25	38
	1"		237	356	137	206	85	128	59	90
Medium density particleboard covered two sides and on edge with nominal 0.028" high pressure decorative laminate	3/4" (core)		174	261	100	139	64	96	42	63
Medium density particleboard covered two sides and on edge with nominal 0.050" high pressure decorative laminate	3/4" (core)		234	350	137	205	86	129	58	87
Medium density particleboard with 1/8" Solid lumber edge	3/4"		89	139	53	79	33	50	22	33
Medium density particleboard with 3/4" Solid lumber edge	3/4"		100	150	60	90	42	63	25	38

NOTE: All medium density particleboard is ANSI 208.1-1998 Type M-2.
The information and ratings stated here pertain to material currently offered and represented results of tests believed to be reliable. However, due to variations in handling and in methods not known or under our control, neither the AWI nor the AWMAC can make any warranties or guarantees as to the end results.

Information from AWI/AWMAC Quality Standards

Introduction
General Storage Cabinets
Special Purpose Cabinets
Tiles
Workspace
Track & Accessories
Freestanding & Mobile Units
Finishes

Base

Open Storage

Open Storage - BOS

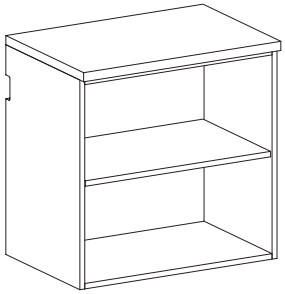

Description:

- 1 adjustable shelf
- Finished HPL Top

Notes:

HPL for tops is indicated on order.

If indicating CT for Continuous Top see page 62.

Heights listed are nominal from floor to finished top including 6" toe space. Actual cabinet height will be 6" less.

Model Number Information

Catalog #	Unit Dimensions W	x D	x H	Box Finish	Top
BOS	18" 24" 30" 36"	14" 20" 24"	31" 34" 36"	T- TFL L- HPL O- Oak Veneer M- Maple Veneer	CT- Continuous Top No letter code is required for standard top

Model Number Assembly

Catalog #	Unit Dimensions W x D x H	Box Finish	Top
BOS -	_ _ _ _ _ _ -	_ -	_ _

Example: BOS-302036-T

Open Storage with Picture Book Display Shelves - BOSPB

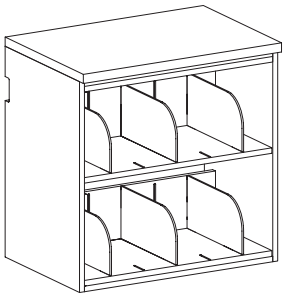

Description:

- Picture Book Display shelves have a 3/4" back
- Shelf and back are slotted approx. every 5" to accept wooden dividers
- Includes 3 dividers per shelf
- Available in 20" depth only
- Finished HPL Top

Notes:

HPL for tops is indicated on order.

If indicating CT for Continuous Top see page 62.

Heights listed are nominal from floor to finished top including 6" toe space. Actual cabinet height will be 6" less.

Model Number Information

Catalog #	Unit Dimensions W	x D	x H	Box Finish	Top
BOSPB	18" 24" 30" 36"	20"	31" 34" 36"	T- TFL L- HPL O- Oak Veneer M- Maple Veneer	CT- Continuous Top No letter code is required for standard top

Model Number Assembly

Catalog #	Unit Dimensions W x D x H	Box Finish	Top
BOSPB -	_ _ 2 0 _ _ -	_ -	_ _

Example: BOSPB-302036-T

Open Storage with Drawer - BOSD



Description:

- 1 drawer
- 1 adjustable shelf
- Finished HPL Top

Notes:

HPL for tops is indicated on order.

Finish selection for pulls and hinges is indicated on order form. See page 15 for options.

If indicating CT for Continuous Top see page 62.

Heights listed are nominal from floor to finished top including 6" toe space. Actual cabinet height will be 6" less.

Model Number Information

Catalog #	Unit Dimensions W	x D	x H	Box Finish	Front Finish	Pull	Locks	Slides	Top
BOSD	18" 24" 30" 36"	20" 24"	31" 34" 36"	T- TFL L- HPL O- Oak Veneer M- Maple Veneer	T- TFL L- HPL O- Oak Veneer M- Maple Veneer	P1 P2 P3 P4 P5	A- Alike I- Individual G- Group N- None D- Digital	A- 3/4 B- Full	CT- Continuous Top No letter code is required for standard top

Model Number Assembly

Catalog #		Unit Dimensions W x D x H		Box Finish		Front Finish		Pull		Locks		Slides		Top
BOSD	-		-			-	P					-		

Example: BOSD-302036-TT-P1NA

Open Storage with 2 Drawers - BOSD2



Description:

- 2 drawers
- 1 adjustable shelf
- Finished HPL Top

Notes:

HPL for tops is indicated on order.

Finish selection for pulls and hinges is indicated on order form. See page 15 for options.

If indicating CT for Continuous Top see page 62.

Heights listed are nominal from floor to finished top including 6" toe space. Actual cabinet height will be 6" less.

Model Number Information

Catalog #	Unit Dimensions W	x D	x H	Box Finish	Front Finish	Pull	Locks	Slides	Top
BOSD2	30" 36" 42" 48"	20" 24"	31" 34" 36"	T- TFL L- HPL O- Oak Veneer M- Maple Veneer	T- TFL L- HPL O- Oak Veneer M- Maple Veneer	P1 P2 P3 P4 P5	A- Alike I- Individual G- Group N- None D- Digital	A- 3/4 B- Full	CT- Continuous Top No letter code is required for standard top

Model Number Assembly

Catalog #		Unit Dimensions W x D x H		Box Finish		Front Finish		Pull		Locks		Slides		Top
BOSD2	-		-			-	P					-		

Example: BOSD2-302036-TT-P1NA

Base

Cupboard Storage

elements by mediatechnologies®

Cupboard Storage - BCS

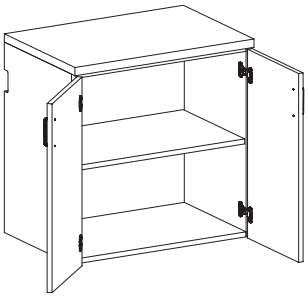

Description:

- 1 adjustable shelf
- Finished HPL Top

Notes:

HPL for tops is indicated on order.

Finish selection for pulls and hinges is indicated on order form. See page 15 for options.

If indicating CT for Continuous Top see page 62.

If indicating F for Framed Doors see page 66.

Heights listed are nominal from floor to finished top including 6" toe space. Actual cabinet height will be 6" less.

Model Number Information

Catalog #	Unit Dimensions W	x D	x H	Box Finish	Front Finish	Hinge	Pull	Locks	Top
BCS	24" 30" 36"	14" 20" 24"	31" 34" 36"	T- TFL L- HPL O- Oak Veneer M- Maple Veneer	T- TFL L- HPL O- Oak Veneer M- Maple Veneer F- Framed Doors	H1 H2 H3 H4	P1 P2 P3 P4 P5	A- Alike I- Individual G- Group N- None D- Digital	CT- Continuous Top No letter code is required for standard top

Model Number Assembly

Catalog #		Unit Dimensions W x D x H		Box Finish	Front Finish		Hinge	Pull	Locks		Top
BCS	-		-			-	H	P		-	

Example: BCS-302036-TT-H1P1N

Cupboard Storage with 1 Left-Hinged Door - BCSL

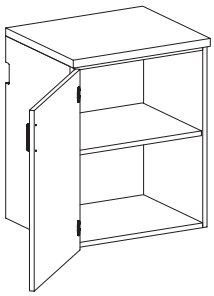

Description:

- 1 door hinged left
- 1 adjustable shelf
- Finished HPL Top

Notes:

HPL for tops is indicated on order.

Finish selection for pulls and hinges is indicated on order form. See page 15 for options.

If indicating CT for Continuous Top see page 62.

If indicating F for Framed Doors see page 66.

Heights listed are nominal from floor to finished top including 6" toe space. Actual cabinet height will be 6" less.

Model Number Information

Catalog #	Unit Dimensions W	x D	x H	Box Finish	Front Finish	Hinge	Pull	Locks	Top
BCSL	18" 24"	14" 20" 24"	31" 34" 36"	T- TFL L- HPL O- Oak Veneer M- Maple Veneer	T- TFL L- HPL O- Oak Veneer M- Maple Veneer F- Framed Doors	H1 H2 H3 H4	P1 P2 P3 P4 P5	A- Alike I- Individual G- Group N- None D- Digital	CT- Continuous Top No letter code is required for standard top

Model Number Assembly

Catalog #		Unit Dimensions W x D x H		Box Finish	Front Finish		Hinge	Pull	Locks		Top
BCSL	-		-			-	H	P		-	

Example: BCSL-242036-TT-H1P1N

Cupboard Storage with 1 Right-Hinged Door - BCSR

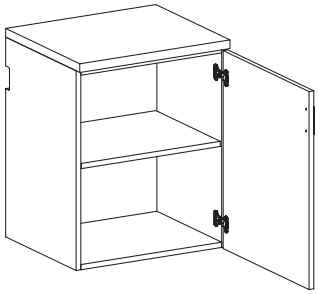

Description:

- 1 door hinged right
- 1 adjustable shelf
- Finished HPL Top

Notes:

HPL for tops is indicated on order.

Finish selection for pulls and hinges is indicated on order form. See page 15 for options.

If indicating CT for Continuous Top see page 62.

If indicating F for Framed Doors see page 66.

Heights listed are nominal from floor to finished top including 6" toe space. Actual cabinet height will be 6" less.

Model Number Information

Catalog #	Unit Dimensions W	x D	x H	Box Finish	Front Finish	Hinge	Pull	Locks	Top
BCSR	18" 24"	14" 20" 24"	31" 34" 36"	T- TFL L- HPL O- Oak Veneer M- Maple Veneer	T- TFL L- HPL O- Oak Veneer M- Maple Veneer F- Framed Doors	H1 H2 H3 H4	P1 P2 P3 P4 P5	A- Alike I- Individual G- Group N- None D- Digital	CT- Continuous Top No letter code is required for standard top

Model Number Assembly

Catalog #		Unit Dimensions W x D x H		Box Finish		Front Finish		Hinge		Pull		Locks		Top
BCSR	-		-			-	H		P			-		

Example: BCSR-242036-TT-H1P1A

Cupboard Storage with Drawer - BCSD

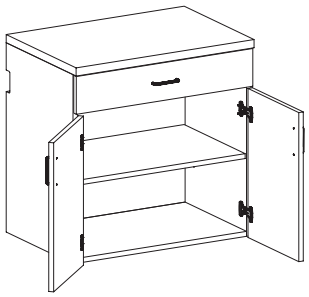

Description:

- 1 drawer
- 1 adjustable shelf
- Finished HPL Top

Notes:

HPL for tops is indicated on order.

Finish selection for pulls and hinges is indicated on order form. See page 15 for options.

If indicating CT for Continuous Top see page 62.

If indicating F for Framed Doors see page 66.

Heights listed are nominal from floor to finished top including 6" toe space. Actual cabinet height will be 6" less.

Model Number Information

Catalog #	Unit Dimensions W	x D	x H	Box Finish	Front Finish	Hinge	Pull	Locks	Slides	Top
BCSD	24" 30" 36"	20" 24"	31" 34" 36"	T- TFL L- HPL O- Oak Veneer M- Maple Veneer	T- TFL L- HPL O- Oak Veneer M- Maple Veneer F- Framed Doors	H1 H2 H3 H4	P1 P2 P3 P4 P5	A- Alike I- Individual G- Group N- None D- Digital	A- 3/4 B- Full	CT- Continuous Top No letter code is required for standard top

Model Number Assembly

Catalog #		Unit Dimensions W x D x H		Box Finish		Front Finish		Hinge		Pull		Locks		Slides		Top
BCSD	-		-			-	H		P					-		

Example: BCSD-302036-TT-H1P1NA

Base

Cupboard Storage

elements by mediatechnologies®

Cupboard Storage with Drawer, 1 Left-Hinged Door - BCSLD

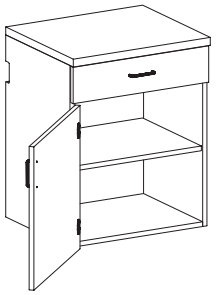

Description:

- 1 door hinged left
- 1 drawer
- 1 adjustable shelf
- Finished HPL Top

Notes:

HPL for tops is indicated on order.

Finish selection for pulls and hinges is indicated on order form. See page 15 for options.

If indicating CT for Continuous Top see page 62.

If indicating F for Framed Doors see page 66.

Heights listed are nominal from floor to finished top including 6" toe space. Actual cabinet height will be 6" less.

Model Number Information

Catalog #	Unit Dimensions W	x D	x H	Box Finish	Front Finish	Hinge	Pull	Locks	Slides	Top
BCSLD	18" 24"	20" 24"	31" 34" 36"	T- TFL L- HPL O- Oak Veneer M- Maple Veneer	T- TFL L- HPL O- Oak Veneer M- Maple Veneer F- Framed Doors	H1 H2 H3 H4	P1 P2 P3 P4 P5	A- Alike I- Individual G- Group N- None D- Digital	A- 3/4 B- Full	CT- Continuous Top No letter code is required for standard top

Model Number Assembly

Catalog #	Unit Dimensions W x D x H	Box Finish	Front Finish	Hinge	Pull	Locks	Slides	Top
BCSLD -	-		-	H	P		-	

Example: BCSLD-242036-TT-H1P1NA

Cupboard Storage with Drawer, 1 Right-Hinged Door - BCSRD

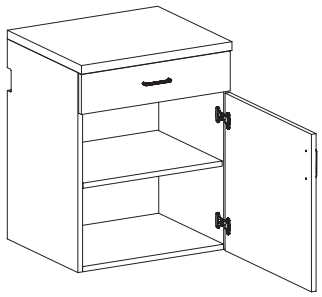

Description:

- 1 door hinged right
- 1 drawer
- 1 adjustable shelf
- Finished HPL Top

Notes:

HPL for tops is indicated on order.

Finish selection for pulls and hinges is indicated on order form. See page 15 for options.

If indicating CT for Continuous Top see page 62.

If indicating F for Framed Doors see page 66.

Heights listed are nominal from floor to finished top including 6" toe space. Actual cabinet height will be 6" less.

Model Number Information

Catalog #	Unit Dimensions W	x D	x H	Box Finish	Front Finish	Hinge	Pull	Locks	Slides	Top
BCSRD	18" 24"	20" 24"	31" 34" 36"	T- TFL L- HPL O- Oak Veneer M- Maple Veneer	T- TFL L- HPL O- Oak Veneer M- Maple Veneer F- Framed Doors	H1 H2 H3 H4	P1 P2 P3 P4 P5	A- Alike I- Individual G- Group N- None D- Digital	A- 3/4 B- Full	CT- Continuous Top No letter code is required for standard top

Model Number Assembly

Catalog #	Unit Dimensions W x D x H	Box Finish	Front Finish	Hinge	Pull	Locks	Slides	Top
BCSRD -	-		-	H	P		-	

Example: BCSRD-242036-TT-H1P1NA

Cupboard Storage with 2 Drawers - BCSD2

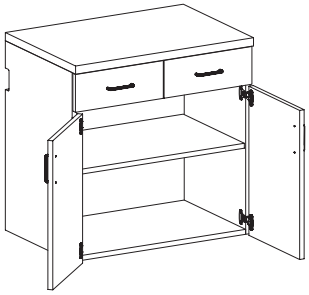

Description:

- 2 drawers
- 1 adjustable shelf
- Finished HPL Top

Notes:

HPL for tops is indicated on order.

Finish selection for pulls and hinges is indicated on order form. See page 15 for options.

If indicating CT for Continuous Top see page 62.

If indicating F for Framed Doors see page 66.

Heights listed are nominal from floor to finished top including 6" toe space. Actual cabinet height will be 6" less.

Model Number Information

Catalog #	Unit Dimensions W	x D	x H	Box Finish	Front Finish	Hinge	Pull	Locks	Slides	Top
BCSD2	30" 36" 42" 48"	20" 24"	31" 34" 36"	T- TFL L- HPL O- Oak Veneer M- Maple Veneer	T- TFL L- HPL O- Oak Veneer M- Maple Veneer F- Framed Doors	H1 H2 H3 H4	P1 P2 P3 P4 P5	A- Alike I- Individual G- Group N- None D- Digital	A- 3/4 B- Full	CT- Continuous Top No letter code is required for standard top

Model Number Assembly

Catalog #		Unit Dimensions W x D x H		Box Finish		Front Finish		Hinge		Pull		Locks		Slides		Top	
BCSD2	-				-		-	H		P					-		

Example: BCSD2-302036-TT-H1P1NA

Introduction
General Storage Cabinets
Special Purpose Cabinets
Tiles
Workspace
Track & Accessories
Freestanding & Mobile Units
Finishes

Base

Cupboard Storage

Cupboard Storage with 2 Roll-Out Shelves - BRS

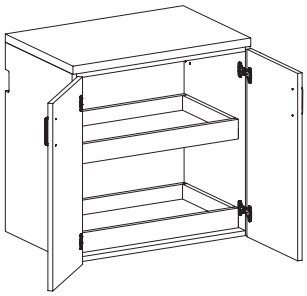

Description:

- 2 roll-out shelves
- Finished HPL Top

Notes:

HPL for tops is indicated on order.

Finish selection for pulls and hinges is indicated on order form. See page 15 for options.

If indicating CT for Continuous Top see page 62.

If indicating F for Framed Doors see page 66.

Heights listed are nominal from floor to finished top including 6" toe space. Actual cabinet height will be 6" less.

Model Number Information

Catalog #	Unit Dimensions W	x D	x H	Box Finish	Front Finish	Hinge	Pull	Locks	Top
BRS	24" 30" 36"	14" 20" 24"	31" 34" 36"	T- TFL L- HPL O- Oak Veneer M- Maple Veneer	T- TFL L- HPL O- Oak Veneer M- Maple Veneer F- Framed Doors	H1 H2 H3 H4	P1 P2 P3 P4 P5	A- Alike I- Individual G- Group N- None D- Digital	CT- Continuous Top No letter code is required for standard top

Model Number Assembly

Catalog #		Unit Dimensions W x D x H		Box Finish	Front Finish		Hinge	Pull	Locks		Top
BRS	-		-			-	H	P		-	

Example: BRS-302036-TT-H1P1N-ST

Cupboard Storage with 2 Roll-Out Shelves, 1 Left-Hinged Door - BRSL

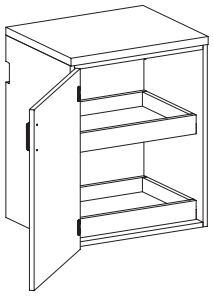

Description:

- 1 door hinged left
- 2 roll-out shelves
- Finished HPL Top

Notes:

HPL for tops is indicated on order.

Finish selection for pulls and hinges is indicated on order form. See page 15 for options.

If indicating CT for Continuous Top see page 62.

If indicating F for Framed Doors see page 66.

Heights listed are nominal from floor to finished top including 6" toe space. Actual cabinet height will be 6" less.

Model Number Information

Catalog #	Unit Dimensions W	x D	x H	Box Finish	Front Finish	Hinge	Pull	Locks	Top
BRSL	18" 24"	14" 20" 24"	31" 34" 36"	T- TFL L- HPL O- Oak Veneer M- Maple Veneer	T- TFL L- HPL O- Oak Veneer M- Maple Veneer F- Framed Doors	H1 H2 H3 H4	P1 P2 P3 P4 P5	A- Alike I- Individual G- Group N- None D- Digital	CT- Continuous Top No letter code is required for standard top

Model Number Assembly

Catalog #		Unit Dimensions W x D x H		Box Finish	Front Finish		Hinge	Pull	Locks		Top
BRSL	-		-			-	H	P		-	

Example: BRSL-242036-TT-H1P1N

Cupboard Storage with 2 Roll-Out Shelves, 1 Right-Hinged Door - BRSR

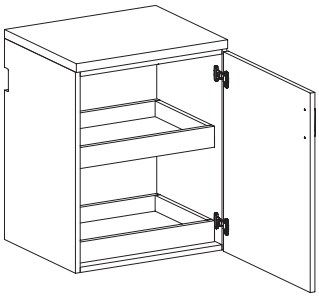

Description:

- 1 door hinged right
- 2 roll-out shelves
- Finished HPL Top

Notes:

HPL for tops is indicated on order.

Finish selection for pulls and hinges is indicated on order form. See page 15 for options.

If indicating CT for Continuous Top see page 62.

If indicating F for Framed Doors see page 66.

Heights listed are nominal from floor to finished top including 6" toe space. Actual cabinet height will be 6" less.

Model Number Information

Catalog #	Unit Dimensions W	x D	x H	Box Finish	Front Finish	Hinge	Pull	Locks	Top
BRSR	18" 24"	14" 20" 24"	31" 34" 36"	T- TFL L- HPL O- Oak Veneer M- Maple Veneer	T- TFL L- HPL O- Oak Veneer M- Maple Veneer F- Framed Doors	H1 H2 H3 H4	P1 P2 P3 P4 P5	A- Alike I- Individual G- Group N- None D- Digital	CT- Continuous Top No letter code is required for standard top

Model Number Assembly

Catalog #	Unit Dimensions W x D x H	Box Finish	Front Finish	Hinge	Pull	Locks	Top
BRSR -	_ _ _ _ _ _ -	_	_ -	H _	P _	_ -	_ _

Example: BRSR-242036-TT-H1P1N

Base

File Storage

elements by mediatechnologies®

File Storage with 2 File-Size Drawers - BFSD3



Description:

- 3 drawers including 2 file-size drawers
- 31"H units receive 2 file-size drawers only
- Finished HPL Top

Notes:

HPL for tops is indicated on order.

Finish selection for pulls and hinges is indicated on order form. See page 15 for options.

If indicating CT for Continuous Top see page 62.

Heights listed are nominal from floor to finished top including 6" toe space. Actual cabinet height will be 6" less.

Model Number Information

Catalog #	Unit Dimensions W	x D	x H	Box Finish	Front Finish	Pull	Locks	Slides	Top
BFSD3	18"	20" 24"	31" 34" 36"	T- TFL L- HPL O- Oak Veneer M- Maple Veneer	T- TFL L- HPL O- Oak Veneer M- Maple Veneer	P1 P2 P3 P4 P5	A- Alike I- Individual G- Group N- None D- Digital	A- 3/4 B- Full	CT- Continuous Top No letter code is required for standard top

Model Number Assembly

Catalog #	Unit Dimensions W x D x H	Box Finish	Front Finish	Pull	Locks	Slides	Top
BFSD3 -	-		-	P		-	

Example: BFSD3-182036-TT-P1NA

File Storage with 1 File-Size Drawer - BFSD4



Description:

- 4 drawers including 1 file-size drawer
- Finished HPL Top

Notes:

HPL for tops is indicated on order.

Finish selection for pulls and hinges is indicated on order form. See page 15 for options.

If indicating CT for Continuous Top see page 62.

Heights listed are nominal from floor to finished top including 6" toe space. Actual cabinet height will be 6" less.

Model Number Information

Catalog #	Unit Dimensions W	x D	x H	Box Finish	Front Finish	Pull	Locks	Slides	Top
BFSD4	18"	20" 24"	31" 34"	T- TFL L- HPL O- Oak Veneer M- Maple Veneer	T- TFL L- HPL O- Oak Veneer M- Maple Veneer	P1 P2 P3 P4 P5	A- Alike I- Individual G- Group N- None D- Digital	A- 3/4 B- Full	CT- Continuous Top No letter code is required for standard top

Model Number Assembly

Catalog #	Unit Dimensions W x D x H	Box Finish	Front Finish	Pull	Locks	Slides	Top
BFSD4 -	-		-	P		-	

Example: BFSD4-182036-TT-P1NA

File Storage with 2 Lateral File-Size Drawers - BFSL



Description:

- 3 drawers including 2 file-size drawers
- 31"H units receive 2 file-size drawers only
- Finished HPL Top

Notes:

HPL for tops is indicated on order.

Finish selection for pulls and hinges is indicated on order form. See page 15 for options.

If indicating CT for Continuous Top see page 62.

Heights listed are nominal from floor to finished top including 6" toe space. Actual cabinet height will be 6" less.

Model Number Information

Catalog #	Unit Dimensions W	x D	x H	Box Finish	Front Finish	Pull	Locks	Slides	Top
BFSL	24" 30" 36" 42" 48"	20" 24"	36"	T- TFL L- HPL O- Oak Veneer M- Maple Veneer	T- TFL L- HPL O- Oak Veneer M- Maple Veneer	P1 P2 P3 P4 P5	A- Alike I- Individual G- Group N- None D- Digital	A- 3/4 B- Full	CT- Continuous Top No letter code is required for standard top

Model Number Assembly

Catalog #		Unit Dimensions W x D x H		Box Finish	Front Finish	Pull	Locks	Slides	Top
BFSL	-		-		-	P		-	

Example: BFSL-302036-TT-P1NA

Introduction
General Storage Cabinets
Special Purpose Cabinets
Tiles
Workspace
Track & Accessories
Freestanding & Mobile Units
Finishes

Base

Drawer Storage

Drawer Storage with 3 Drawers - BDS3



Description:

- 3 storage drawers
- Finished HPL Top

Notes:

HPL for tops is indicated on order.

Finish selection for pulls and hinges is indicated on order form. See page 15 for options.

If indicating CT for Continuous Top see page 62.

Heights listed are nominal from floor to finished top including 6" toe space. Actual cabinet height will be 6" less.

Model Number Information

Catalog #	Unit Dimensions W	x D	x H	Box Finish	Front Finish	Pull	Locks	Slides	Top
BDS3	18" 24" 30" 36" 42" 48"	20" 24"	31" 34" 36"	T- TFL L- HPL O- Oak Veneer M- Maple Veneer	T- TFL L- HPL O- Oak Veneer M- Maple Veneer	P1 P2 P3 P4 P5	A- Alike I- Individual G- Group N- None D- Digital	A- 3/4 B- Full	CT- Continuous Top No letter code is required for standard top

Model Number Assembly

Catalog #	Unit Dimensions W x D x H	Box Finish	Front Finish	Pull	Locks	Slides	Top
BDS3 -	-		-	P		-	

Example: BDS3-302036-TT-P1NA

Drawer Storage with 5 Drawers - BDS5

Description:

- 5 storage drawers
- Finished HPL Top

Notes:

HPL for tops is indicated on order.

Finish selection for pulls and hinges is indicated on order form. See page 15 for options.

If indicating CT for Continuous Top see page 62.

Heights listed are nominal from floor to finished top including 6" toe space. Actual cabinet height will be 6" less.

.

Model Number Information

Catalog #	Unit Dimensions W	x D	x H	Box Finish	Front Finish	Pull	Locks	Slides	Top
BDS5	18" 24" 30" 36" 42 48"	20" 24"	34" 36"	T- TFL L- HPL O- Oak Veneer M- Maple Veneer	T- TFL L- HPL O- Oak Veneer M- Maple Veneer	P1 P2 P3 P4 P5	A- Alike I- Individual G- Group N- None D- Digital	A- 3/4 B- Full	CT- Continuous Top No letter code is required for standard top

Model Number Assembly

Catalog #	Unit Dimensions W x D x H	Box Finish	Front Finish	Pull	Locks	Slides	Top
BDS5 -	-		-	P		-	

Example: BDS5-302036-TT-P1NA

Drawer Storage with 6 Drawers - BDS6



Description:

- 6 storage drawers
- Finished HPL Top

Notes:

HPL for tops is indicated on order.

Finish selection for pulls and hinges is indicated on order form. See page 15 for options.

If indicating CT for Continuous Top see page 62.

Heights listed are nominal from floor to finished top including 6" toe space. Actual cabinet height will be 6" less.

Model Number Information

Catalog #	Unit Dimensions W	x D	x H	Box Finish	Front Finish	Pull	Locks	Slides	Top
BDS6	30" 36" 42" 48"	20" 24"	31" 34" 36"	T- TFL L- HPL O- Oak Veneer M- Maple Veneer	T- TFL L- HPL O- Oak Veneer M- Maple Veneer	P1 P2 P3 P4 P5	A- Alike I- Individual G- Group N- None D- Digital	A- 3/4 B- Full	CT- Continuous Top No letter code is required for standard top

Model Number Assembly

Catalog #		Unit Dimensions W x D x H		Box Finish	Front Finish		Pull	Locks	Slides		Top
BDS6	-		-			-	P			-	

Example: BDS6-302036-TT-P1NA

Drawer Storage with 8 Drawers - BDS8



Description:

- 8 storage drawers
- Finished HPL Top

Notes:

HPL for tops is indicated on order.

Finish selection for pulls and hinges is indicated on order form. See page 15 for options.

If indicating CT for Continuous Top see page 62.

Heights listed are nominal from floor to finished top including 6" toe space. Actual cabinet height will be 6" less.

Model Number Information

Catalog #	Unit Dimensions W	x D	x H	Box Finish	Front Finish	Pull	Locks	Slides	Top
BDS8	30" 36" 42" 48"	20" 24"	34" 36"	T- TFL L- HPL O- Oak Veneer M- Maple Veneer	T- TFL L- HPL O- Oak Veneer M- Maple Veneer	P1 P2 P3 P4 P5	A- Alike I- Individual G- Group N- None D- Digital	A- 3/4 B- Full	CT- Continuous Top No letter code is required for standard top

Model Number Assembly

Catalog #		Unit Dimensions W x D x H		Box Finish	Front Finish		Pull	Locks	Slides		Top
BDS8	-		-			-	P			-	

Example: BDS8-302036-TT-P1NA

Base

Cubicle Storage

elements by mediatechnologies®

Open Cubicle Storage with 4 Cubbies - BOCB4

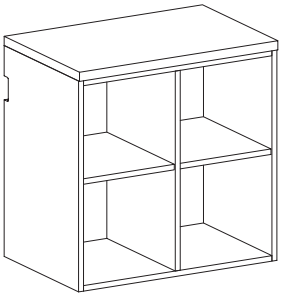

Description:

- 1 fixed vertical partition
- 2 adjustable shelves
- Finished HPL Top

Notes:

HPL for tops is indicated on order.

If indicating CT for Continuous Top see page 62.

Heights listed are nominal from floor to finished top including 6" toe space. Actual cabinet height will be 6" less.

Model Number Information

Catalog #	Unit Dimensions W	x D	x H	Box Finish	Top
BOCB4	18" 24" 30" 36" 42" 48"	14" 20" 24"	31" 34" 36"	T- TFL L- HPL O- Oak Veneer M- Maple Veneer	CT- Continuous Top No letter code is required for standard top

Model Number Assembly

Catalog #	Unit Dimensions W x D x H	Box Finish	Top
BOCB4 -		-	-

Example: BOCB4-302036-T

Open Cubicle Storage with 6 Cubbies - BOCB6

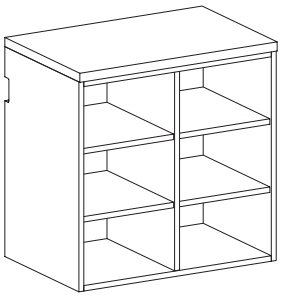

Description:

- 1 fixed vertical partition
- 4 adjustable shelves
- Finished HPL Top

Notes:

HPL for tops is indicated on order.

If indicating CT for Continuous Top see page 62.

Heights listed are nominal from floor to finished top including 6" toe space. Actual cabinet height will be 6" less.

Model Number Information

Catalog #	Unit Dimensions W	x D	x H	Box Finish	Top
BOCB6	18" 24" 30" 36"	14" 20" 24"	31" 34" 36"	T- TFL L- HPL O- Oak Veneer M- Maple Veneer	CT- Continuous Top No letter code is required for standard top

Model Number Assembly

Catalog #	Unit Dimensions W x D x H	Box Finish	Top
BOCB6 -		-	-

Example: BOCB6-302036-T

Open Cubicle Storage with 9 Cubbies - BOCB9

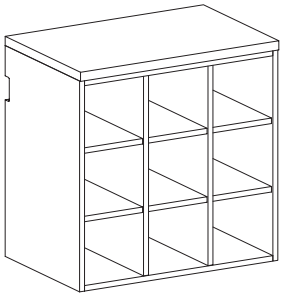

Description:

- 2 fixed vertical partition
- 6 adjustable shelves
- Finished HPL Top

Notes:

HPL for tops is indicated on order.

Cabinets over 36" wide receive a center divider.

If indicating CT for Continuous Top see page 62.

Heights listed are nominal from floor to finished top including 6" toe space. Actual cabinet height will be 6" less.

Model Number Information

Catalog #	Unit Dimensions W	x D	x H	Box Finish	Top
BOCB9	30" 36" 42" 48"	14" 20" 24"	31" 34" 36"	T- TFL L- HPL O- Oak Veneer M- Maple Veneer	CT- Continuous Top No letter code is required for standard top

Model Number Assembly

Catalog #	Unit Dimensions W x D x H	Box Finish	Top
BOCB9 -	-	-	

Example: BOCB9-302036-T

Open Cubicle Storage with 4 Cubbies and 2 Standard Drawers - BOCB4D2



Description:

- 2 standard drawers
- 1 fixed vertical partition
- 2 adjustable shelves
- Finished HPL Top

Notes:

HPL for tops is indicated on order.

Cabinets over 36" wide receive a center divider.

Finish selection for pulls and hinges is indicated on order form. See page 15 for options.

If indicating CT for Continuous Top see page 62.

Heights listed are nominal from floor to finished top including 6" toe space. Actual cabinet height will be 6" less.

Model Number Information

Catalog #	Unit Dimensions W	x D	x H	Box Finish	Front Finish	Pull	Locks	Slides	Top
BOCB4D2	30" 36" 42" 48"	14" 20" 24"	31" 34" 36"	T- TFL L- HPL O- Oak Veneer M- Maple Veneer	T- TFL L- HPL O- Oak Veneer M- Maple Veneer	P1 P2 P3 P4 P5	A- Alike I- Individual G- Group N- None D- Digital	A- 3/4 B- Full	CT- Continuous Top No letter code is required for standard top

Model Number Assembly

Catalog #	Unit Dimensions W x D x H	Box Finish	Front Finish	Pull	Locks	Slides	Top
BOCB4D2 -	-		-	P		-	

Example: BOCB4D2-302036-TT-P1NA

Base

Cubicle Storage

elements by mediatechnologies®

Cupboard Cubicle Storage with 4 Cubbies - BCCB4

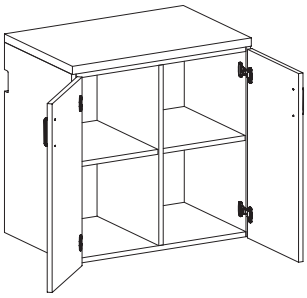

Description:

- 1 fixed vertical partition
- 2 adjustable shelves
- Finished HPL Top

Notes:

HPL for tops is indicated on order.

Finish selection for pulls and hinges is indicated on order form. See page 15 for options.

If indicating CT for Continuous Top see page 62.

If indicating F for Framed Doors see page 66.

Heights listed are nominal from floor to finished top including 6" toe space. Actual cabinet height will be 6" less.

Model Number Information

Catalog #	Unit Dimensions W	x D	x H	Box Finish	Front Finish	Hinge	Pull	Locks	Top
BCCB4	24" 30" 36" 42" 48"	14" 20" 24"	31" 34" 36"	T- TFL L- HPL O- Oak Veneer M- Maple Veneer	T- TFL L- HPL O- Oak Veneer M- Maple Veneer F- Framed Doors	H1 H2 H3 H4	P1 P2 P3 P4 P5	A- Alike I- Individual G- Group N- None D- Digital	CT- Continuous Top No letter code is required for standard top

Model Number Assembly

Catalog #	Unit Dimensions W x D x H	Box Finish	Front Finish	Hinge	Pull	Locks	Top
BCCB4 -	-		-	H	P	-	

Example: BCCB4-302036-TT-H1P1N

Cupboard Cubicle Storage with 6 Cubbies - BCCB6

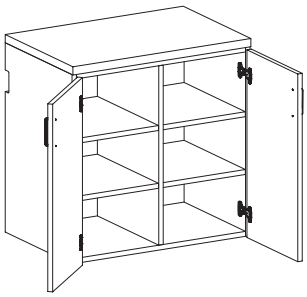

Description:

- 1 fixed vertical partition
- 4 adjustable shelves
- Finished HPL Top

Notes:

HPL for tops is indicated on order.

Finish selection for pulls and hinges is indicated on order form. See page 15 for options.

If indicating CT for Continuous Top see page 62.

If indicating F for Framed Doors see page 66.

Heights listed are nominal from floor to finished top including 6" toe space. Actual cabinet height will be 6" less.

Model Number Information

Catalog #	Unit Dimensions W	x D	x H	Box Finish	Front Finish	Hinge	Pull	Locks	Top
BCCB6	24" 30" 36" 42" 48"	14" 20" 24"	31" 34" 36"	T- TFL L- HPL O- Oak Veneer M- Maple Veneer	T- TFL L- HPL O- Oak Veneer M- Maple Veneer F- Framed Doors	H1 H2 H3 H4	P1 P2 P3 P4 P5	A- Alike I- Individual G- Group N- None D- Digital	CT- Continuous Top No letter code is required for standard top

Model Number Assembly

Catalog #	Unit Dimensions W x D x H	Box Finish	Front Finish	Hinge	Pull	Locks	Top
BCCB6 -	-		-	H	P	-	

Example: BCCB6-302036-TT-H1P1N

Cupboard Cubicle Storage with 9 Cubbies - BCCB9

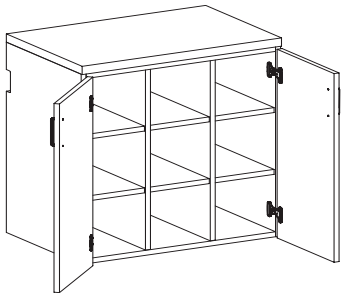

Description:

- 2 fixed vertical partitions
- 6 adjustable shelves
- Finished HPL Top

Notes:

HPL for tops is indicated on order.
Cabinets over 36" wide receive a center divider.

Finish selection for pulls and hinges is indicated on order form. See page 15 for options.

If indicating CT for Continuous Top see page 62.

If indicating F for Framed Doors see page 66.

Heights listed are nominal from floor to finished top including 6" toe space. Actual cabinet height will be 6" less.

Model Number Information

Catalog #	Unit Dimensions W	x D	x H	Box Finish	Front Finish	Hinge	Pull	Locks	Top
BCCB9	30" 36" 42" 48"	14" 20" 24"	31" 34" 36"	T- TFL L- HPL O- Oak Veneer M- Maple Veneer	T- TFL L- HPL O- Oak Veneer M- Maple Veneer F- Framed Doors	H1 H2 H3 H4	P1 P2 P3 P4 P5	A- Alike I- Individual G- Group N- None D- Digital	CT- Continuous Top No letter code is required for standard top

Model Number Assembly

Catalog #	Unit Dimensions W x D x H	Box Finish	Front Finish	Hinge	Pull	Locks	Top
BCCB9 -	-		-	H	P	-	

Example: BCCB9-302036-TT-H1P1N

Cupboard Cubicle Storage with 4 Cubbies and 2 Standard Drawers - BCCB4D2

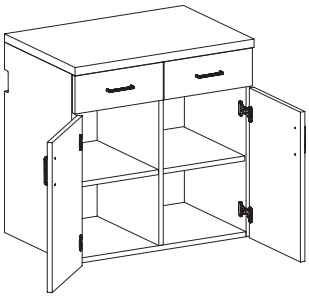

Description:

- 2 standard drawers
- 1 fixed vertical partition
- 2 adjustable shelves
- Finished HPL Top

Notes:

HPL for tops is indicated on order.

Cabinets over 36" wide receive a center divider.

Finish selection for pulls and hinges is indicated on order form. See page 15 for options.

If indicating CT for Continuous Top see page 62.

If indicating F for Framed Doors see page 66.

Heights listed are nominal from floor to finished top including 6" toe space. Actual cabinet height will be 6" less.

Model Number Information

Catalog #	Unit Dimensions W	x D	x H	Box Finish	Front Finish	Hinge	Pull	Locks	Slides	Top
BCCB4D2	30" 36" 42" 48"	14" 20" 24"	31" 34" 36"	T- TFL L- HPL O- Oak Veneer M- Maple Veneer	T- TFL L- HPL O- Oak Veneer M- Maple Veneer F- Framed Doors	H1 H2 H3 H4	P1 P2 P3 P4 P5	A- Alike I- Individual G- Group N- None D- Digital	A- 3/4 B- Full	CT- Continuous Top No letter code is required for standard top

Model Number Assembly

Catalog #	Unit Dimensions W x D x H	Box Finish	Front Finish	Hinge	Pull	Locks	Slides	Top
BCCB4D2 -	-		-	H	P		-	

Example: BCCB4D2-302036-TT-H1P1NA

Introduction
General Storage Cabinets
Special Purpose Cabinets
Tiles
Workspace
Track & Accessories
Freestanding & Mobile Units
Finishes

Base

Folio Storage

Open Folio Storage - BOF

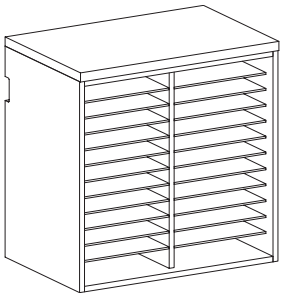

Description:

- 1 fixed vertical partition
- 22 fixed shelves
- Finished HPL Top

Notes:

HPL for tops is indicated on order.

If indicating CT for Continuous Top see page 62.

Heights listed are nominal from floor to finished top including 6" toe space. Actual cabinet height will be 6" less.

Model Number Information

Catalog #	Unit Dimensions W	x D	x H	Box Finish	Top
BOF	24" 30" 36" 42" 48"	14" 20" 24"	31" 34" 36"	T- TFL L- HPL O- Oak Veneer M- Maple Veneer	CT- Continuous Top No letter code is required for standard top

Model Number Assembly

Catalog #	Unit Dimensions W x D x H	Box Finish	Top
BOF -	-		

Example: BOF-302036-T

Cupboard Folio Storage - BCF

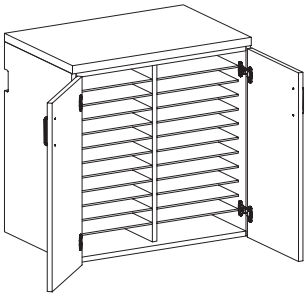

Description:

- 1 fixed vertical partition
- 22 fixed shelves
- Finished HPL Top

Notes:

HPL for tops is indicated on order.

Finish selection for pulls and hinges is indicated on order form. See page 15 for options.

If indicating CT for Continuous Top see page 62.

If indicating F for Framed Doors see page 66.

Heights listed are nominal from floor to finished top including 6" toe space. Actual cabinet height will be 6" less.

Model Number Information

Catalog #	Unit Dimensions W	x D	x H	Box Finish	Front Finish	Hinge	Pull	Locks	Top
BCF	24" 30" 36" 42" 48"	14" 20" 24"	31" 34" 36"	T- TFL L- HPL O- Oak Veneer M- Maple Veneer	T- TFL L- HPL O- Oak Veneer M- Maple Veneer F- Framed Doors	H1 H2 H3 H4	P1 P2 P3 P4 P5	A- Alike I- Individual G- Group N- None D- Digital	CT- Continuous Top No letter code is required for standard top

Model Number Assembly

Catalog #	Unit Dimensions W x D x H	Box Finish	Front Finish	Hinge	Pull	Locks	Top
BCF -	-		-	H	P	-	

Example: BCF-302036-TT-H1P1N

Open Tote Storage - BOT6A

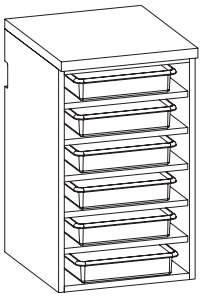

Description:

- 5 shelves
- Holds (6) TBA-150 Tote Bins as shown
- Quantity of shelves and totes accommodated may vary depending on dimensions specified
- Finished HPL Top

Notes:

HPL for tops is indicated on order.

If indicating CT for Continuous Top see page 62.

Tote Bins are ordered as separate line items. See Track & Accessories section.

Heights listed are nominal from floor to finished top including 6" toe space. Actual cabinet height will be 6" less. 31" height units receive one less shelf

Model Number Information

Catalog #	Unit Dimensions W	x D	x H	Box Finish	Top
BOT6A	18"	20"	31" 34" 36"	T- TFL L- HPL O- Oak Veneer M- Maple Veneer	CT- Continuous Top No letter code is required for standard top

Model Number Assembly

Catalog #		Unit Dimensions W	x	D	x	H		Box Finish	Top
BOT6A	-	1	8	2	0		-		

Example: BOT6A-182034-T

Open Tote Storage - BOT4B

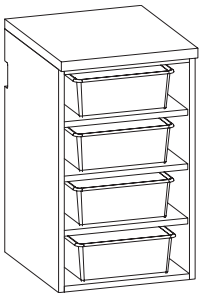

Description:

- 3 shelves
- Holds (4) TBB-160 Tote Bins as shown
- Quantity of adjustable shelves and totes accommodated may vary depending on dimensions specified
- Finished HPL Top

Notes:

HPL for tops is indicated on order.

If indicating CT for Continuous Top see page 62.

Tote Bins are ordered as separate line items. See Track & Accessories section.

Heights listed are nominal from floor to finished top including 6" toe space. Actual cabinet height will be 6" less. 31" height units receive one less shelf

Model Number Information

Catalog #	Unit Dimensions W	x D	x H	Box Finish	Top
BOT4B	18"	20"	31" 34" 36"	T- TFL L- HPL O- Oak Veneer M- Maple Veneer	CT- Continuous Top No letter code is required for standard top

Model Number Assembly

Catalog #		Unit Dimensions W	x	D	x	H		Box Finish	Top
BOT4B	-	1	8	2	0		-		

Example: BOT4B-182034-T

Introduction
General Storage Cabinets
Special Purpose Cabinets
Tiles
Workspace
Track & Accessories
Freestanding & Mobile Units
Finishes

Base

Tote Storage

Open Tote Storage - BOT12A

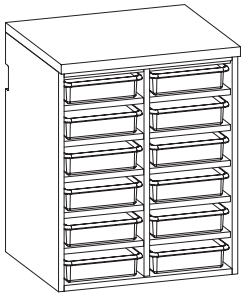

Description:

- 1 fixed vertical partition
- 10 shelves
- Holds (12) TBA-150 Tote Bins as shown
- Quantity of adjustable shelves and totes accommodated may vary depending on dimensions specified
- Finished HPL Top

Notes:

HPL for tops is indicated on order.

If indicating CT for Continuous Top see page 62.

Tote Bins are ordered as separate line items. See Track & Accessories section.

Heights listed are nominal from floor to finished top including 6" toe space. Actual cabinet height will be 6" less.

Model Number Information

Catalog #	Unit Dimensions W	x D	x H	Box Finish	Top
BOT12A	27"	20"	31" 34" 36"	T- TFL L- HPL O- Oak Veneer M- Maple Veneer	CT- Continuous Top No letter code is required for standard top

Model Number Assembly

Catalog #		Unit Dimensions W	x	D	x	H		Box Finish		Top	
BOT12A	-	2	7	2	0				-		

Example: BOT12A-272034-T

Open Tote Storage - BOT8B

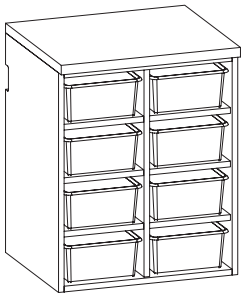

Description:

- 1 fixed vertical partition
- 6 shelves
- Holds (8) TBB-160 Tote Bins as shown
- Quantity of adjustable shelves and totes accommodated may vary depending on dimensions specified
- Finished HPL Top

Notes:

HPL for tops is indicated on order.

If indicating CT for Continuous Top see page 62.

Tote Bins are ordered as separate line items. See Track & Accessories section.

Heights listed are nominal from floor to finished top including 6" toe space. Actual cabinet height will be 6" less.

Model Number Information

Catalog #	Unit Dimensions W	x D	x H	Box Finish	Top
BOT8B	27"	20"	31" 34" 36"	T- TFL L- HPL O- Oak Veneer M- Maple Veneer	CT- Continuous Top No letter code is required for standard top

Model Number Assembly

Catalog #		Unit Dimensions W	x	D	x	H		Box Finish		Top	
BOT8B	-	2	7	2	0				-		

Example: BOT8B-272034-T

Open Tote Storage - BOT4B4C

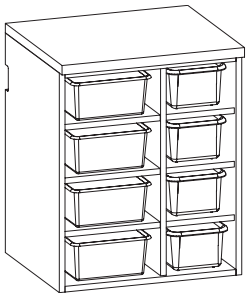

Description:

- 1 fixed vertical partition
- 6 shelves
- Holds (4) TBB-160 Tote Bins and 4 TBC-120 Tote Bins as shown
- Quantity of adjustable shelves and totes accommodated may vary depending on dimensions specified
- Finished HPL Top

Notes:

HPL for tops is indicated on order.

If indicating CT for Continuous Top see page 62.

Tote Bins are ordered as separate line items. See Track & Accessories section.

Heights listed are nominal from floor to finished top including 6" toe space. Actual cabinet height will be 6" less.

Model Number Information

Catalog #	Unit Dimensions W	x D	x H	Box Finish	Top
BOT4B4C	27"	20"	31" 34" 36"	T- TFL L- HPL O- Oak Veneer M- Maple Veneer	CT- Continuous Top No letter code is required for standard top

Model Number Assembly

Catalog #		Unit Dimensions W	x	D	x	H		Box Finish	Top
BOT4B4C	-	2	7	2	0		-		

Example: BOT4B4C-272034-T

Open Tote Storage - BOT12A2

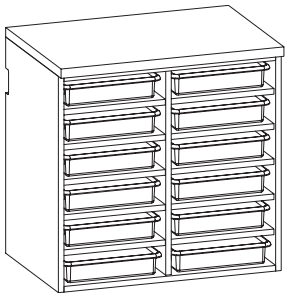

Description:

- 1 fixed vertical partition
- 10 shelves
- Holds (12) TBA-150 Tote Bins as shown
- Quantity of adjustable shelves and totes accommodated may vary depending on dimensions specified
- Finished HPL Top

Notes:

HPL for tops is indicated on order.

If indicating CT for Continuous Top see page 62.

Tote Bins are ordered as separate line items. See Track & Accessories section.

Heights listed are nominal from floor to finished top including 6" toe space. Actual cabinet height will be 6" less.

Model Number Information

Catalog #	Unit Dimensions W	x D	x H	Box Finish	Top
BOT12A2	30"	20"	31" 34" 36"	T- TFL L- HPL O- Oak Veneer M- Maple Veneer	CT- Continuous Top No letter code is required for standard top

Model Number Assembly

Catalog #		Unit Dimensions W	x	D	x	H		Box Finish	Top
BOT12A2	-	3	0	2	0		-		

Example: BOT12A2-302036-T

Base

Tote Storage

elements by mediatechnologies®

Open Tote Storage - BOT8B2

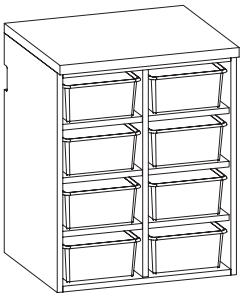

Description:

- 1 fixed vertical partition
- 6 shelves
- Holds (8) TBB-160 Tote Bins as shown
- Quantity of adjustable shelves and totes accommodated may vary depending on dimensions specified
- Finished HPL Top

Notes:

HPL for tops is indicated on order.

If indicating CT for Continuous Top see page 62.

Tote Bins are ordered as separate line items. See Track & Accessories section.

Heights listed are nominal from floor to finished top including 6" toe space. Actual cabinet height will be 6" less.

Model Number Information

Catalog #	Unit Dimensions W	x D	x H	Box Finish	Top
BOT8B2	30"	20"	31" 34" 36"	T- TFL L- HPL O- Oak Veneer M- Maple Veneer	CT- Continuous Top No letter code is required for standard top

Model Number Assembly

Catalog #		Unit Dimensions W	x	D	x	H		Box Finish		Top	
BOT8B2	-	3	0	2	0				-		

Example: BOT8B2-302036-T

Open Tote Storage - BOT12C

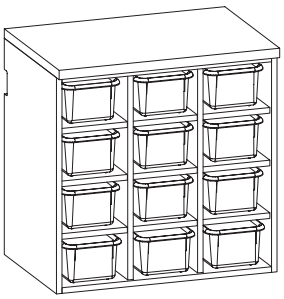

Description:

- 2 fixed vertical partitions
- 9 shelves
- Holds (12) TBC-120 Tote Bins as shown
- Quantity of adjustable shelves and totes accommodated may vary depending on dimensions specified
- Finished HPL Top

Notes:

HPL for tops is indicated on order.

If indicating CT for Continuous Top see page 62.

Tote Bins are ordered as separate line items. See Track & Accessories section.

Heights listed are nominal from floor to finished top including 6" toe space. Actual cabinet height will be 6" less.

Model Number Information

Catalog #	Unit Dimensions W	x D	x H	Box Finish	Top
BOT12C	30"	20"	31" 34" 36"	T- TFL L- HPL O- Oak Veneer M- Maple Veneer	CT- Continuous Top No letter code is required for standard top

Model Number Assembly

Catalog #		Unit Dimensions W	x	D	x	H		Box Finish		Top	
BOT12C	-	3	0	2	0				-		

Example: BOT12C-302036-T

Open Tote Storage - BOT18A

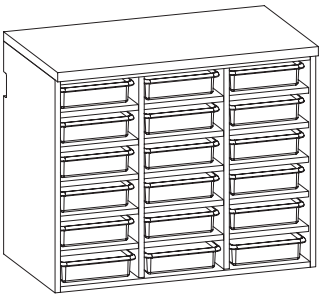

Description:

- 2 fixed vertical partitions
- 15 shelves
- Holds (18) TBA-150 Tote Bins as shown
- Quantity of adjustable shelves and totes accommodated may vary depending on dimensions specified
- Finished HPL Top

Notes:

HPL for tops is indicated on order.

If indicating CT for Continuous Top see page 62.

Tote Bins are ordered as separate line items. See Track & Accessories section.

Heights listed are nominal from floor to finished top including 6" toe space. Actual cabinet height will be 6" less.

Model Number Information

Catalog #	Unit Dimensions W	x D	x H	Box Finish	Top
BOT18A	39"	20"	31" 34" 36"	T- TFL L- HPL O- Oak Veneer M- Maple Veneer	CT- Continuous Top No letter code is required for standard top

Model Number Assembly

Catalog #		Unit Dimensions W	x	D	x	H		Box Finish	Top
BOT18A	-	3	9	2	0		-		

Example: BOT18A-392036-T

Open Tote Storage - BOT12B

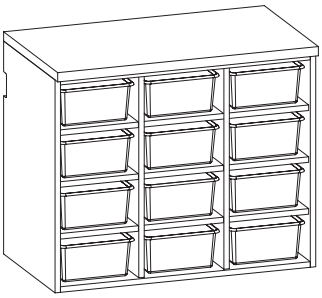

Description:

- 2 fixed vertical partitions
- 9 shelves
- Holds (12) TBB-160 Tote Bins as shown
- Quantity of adjustable shelves and totes accommodated may vary depending on dimensions specified
- Finished HPL Top

Notes:

HPL for tops is indicated on order.

If indicating CT for Continuous Top see page 62.

Tote Bins are ordered as separate line items. See Track & Accessories section.

Heights listed are nominal from floor to finished top including 6" toe space. Actual cabinet height will be 6" less.

Model Number Information

Catalog #	Unit Dimensions W	x D	x H	Box Finish	Top
BOT12B	39"	20"	31" 34" 36"	T- TFL L- HPL O- Oak Veneer M- Maple Veneer	CT- Continuous Top No letter code is required for standard top

Model Number Assembly

Catalog #		Unit Dimensions W	x	D	x	H		Box Finish	Top
BOT12B	-	3	9	2	0		-		

Example: BOT12B-392036-T

Base

Tote Storage

elements by mediatechnologies®

Open Tote Storage - BOT16C

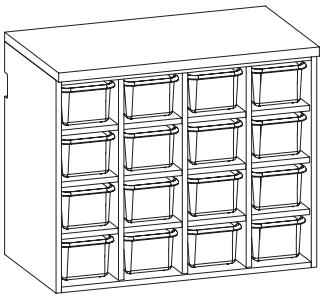

Description:

- 3 fixed vertical partitions
- 12 shelves
- Holds (16) TBC-120 Tote Bins as shown
- Quantity of adjustable shelves and totes accommodated may vary depending on dimensions specified
- Finished HPL Top

Notes:

HPL for tops is indicated on order.

If indicating CT for Continuous Top see page 62.

Tote Bins are ordered as separate line items. See Track & Accessories section.

Heights listed are nominal from floor to finished top including 6" toe space. Actual cabinet height will be 6" less.

Model Number Information

Catalog #	Unit Dimensions W	x D	x H	Box Finish	Top
BOT16C	39"	20"	31" 34" 36"	T- TFL L- HPL O- Oak Veneer M- Maple Veneer	CT- Continuous Top No letter code is required for standard top

Model Number Assembly

Catalog #		Unit Dimensions W	x	D	x	H		Box Finish		Top	
BOT16C	-	3	9	2	0			-		-	

Example: BOT16C-392036-T

NOTES:

Wall

Open Storage

elements by mediatechnologies®

Open Storage - WOS

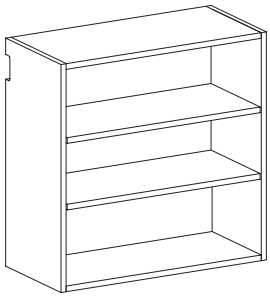

Description:

- 2 adjustable shelves

Notes:

Wall Units available in 14" depth only.

Heights listed are actual cabinet height.

Model Number Information

Catalog #	Unit Dimensions W	x D	x H	Box Finish
WOS	18" 24" 30" 36" 42" 48"	14"	24" 30"	T- TFL L- HPL O- Oak Veneer M- Maple Veneer

Model Number Assembly

Catalog #		Unit Dimensions W	x	D	x	H		Box Finish
WOS	-			1	4			-

Example: WOS-241430-T

Open Storage with 2 Shelves and Cubbies - WOSCB3

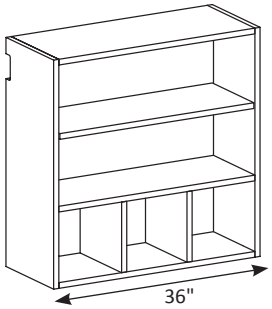

Description:

- 1 adjustable shelf
- 18" & 24"W units will have 2 lower cubbies
- 30" & 36"W units will have 3 lower cubbies

Notes:

Wall Units available in 14" depth only.

Heights listed are actual cabinet height.

Model Number Information

Catalog #	Unit Dimensions W	x D	x H	Box Finish
WOSCB3	30" 36" 42" 48"	14"	24" 30"	T- TFL L- HPL O- Oak Veneer M- Maple Veneer

Model Number Assembly

Catalog #		Unit Dimensions W	x	D	x	H		Box Finish
WOSCB3	-			1	4			-

Example: WOSCB3-361430-T

Cupboard Storage - WCS

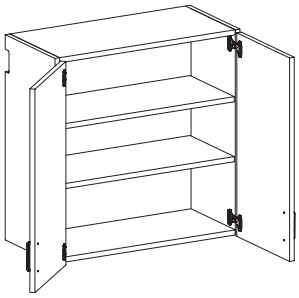

Description:

- 2 adjustable shelves

Notes:

Wall Units available in 14" depth only.

Finish selection for pulls and hinges is indicated on order form. See page 15 for options.

If indicating F for Framed Doors see page 66.

Heights listed are actual cabinet height.

Model Number Information

Catalog #	Unit Dimensions W	x D	x H	Box Finish	Front Finish	Hinge	Pull	Locks
WCS	24" 30" 36" 42" 48"	14"	24" 30"	T- TFL L- HPL O- Oak Veneer M- Maple Veneer	T- TFL L- HPL O- Oak Veneer M- Maple Veneer F- Framed Doors	H1 H2 H3 H4	P1 P2 P3 P4 P5	A- Alike I- Individual G- Group N- None D- Digital

Model Number Assembly

Catalog #		Unit Dimensions W	x	D	x	H		Box Finish		Front Finish		Hinge		Pull		Locks
WCS	-			1	4			-			-	H		P		

Example: WCS-361430-TT-H1P1N

Cupboard Storage with 1 Left-Hinged Door - WCSL

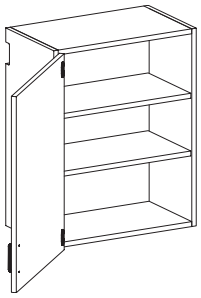

Description:

- 1 door hinged left
- 2 adjustable shelves

Notes:

Wall Units available in 14" depth only.

Finish selection for pulls and hinges is indicated on order form. See page 15 for options.

If indicating F for Framed Doors see page 66.

Heights listed are actual cabinet height.

Model Number Information

Catalog #	Unit Dimensions W	x D	x H	Box Finish	Front Finish	Hinge	Pull	Locks
WCSL	18" 24"	14"	24" 30"	T- TFL L- HPL O- Oak Veneer M- Maple Veneer	T- TFL L- HPL O- Oak Veneer M- Maple Veneer F- Framed Doors	H1 H2 H3 H4	P1 P2 P3 P4 P5	A- Alike I- Individual G- Group N- None D- Digital

Model Number Assembly

Catalog #		Unit Dimensions W	x	D	x	H		Box Finish		Front Finish		Hinge		Pull		Locks
WCSL	-			1	4			-			-	H		P		

Example: WCSL-241430-TT-H1P1N

Wall

Cupboard Storage

elements by mediatechnologies®

Cupboard Storage with 1 Right-Hinged Door - WCSR

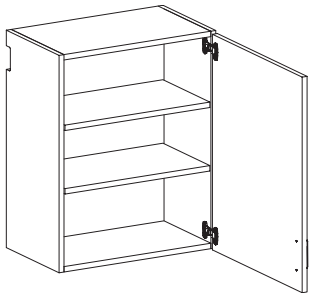

Description:

- 1 door hinged right
- 2 adjustable shelves

Notes:

Wall Units available in 14" depth only.

Finish selection for pulls and hinges is indicated on order form. See page 15 for options.

If indicating F for Framed Doors see page 66.

Heights listed are actual cabinet height.

Model Number Information

Catalog #	Unit Dimensions W	x D	x H	Box Finish	Front Finish	Hinge	Pull	Locks
WCSR	18" 24"	14"	24" 30"	T- TFL L- HPL O- Oak Veneer M- Maple Veneer	T- TFL L- HPL O- Oak Veneer M- Maple Veneer F- Framed Doors	H1 H2 H3 H4	P1 P2 P3 P4 P5	A- Alike I- Individual G- Group N- None D- Digital

Model Number Assembly

Catalog #		Unit Dimensions W	x	D	x	H		Box Finish	Front Finish		Hinge		Pull		Locks
WCSR	-			1	4			-			-	H		P		

Example: WCSR-241430-TT-H1P1N

Cupboard Storage with Open Storage - WCSOS

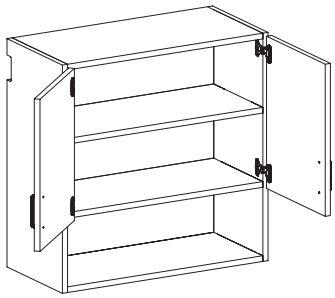

Description:

- 1 adjustable shelf

Notes:

Wall Units available in 14" depth only.

Finish selection for pulls and hinges is indicated on order form. See page 15 for options.

If indicating F for Framed Doors see page 66.

Heights listed are actual cabinet height.

Model Number Information

Catalog #	Unit Dimensions W	x D	x H	Box Finish	Front Finish	Hinge	Pull	Locks
WCSOS	24" 30" 36" 42" 48"	14"	24" 30"	T- TFL L- HPL O- Oak Veneer M- Maple Veneer	T- TFL L- HPL O- Oak Veneer M- Maple Veneer F- Framed Doors	H1 H2 H3 H4	P1 P2 P3 P4 P5	A- Alike I- Individual G- Group N- None D- Digital

Model Number Assembly

Catalog #		Unit Dimensions W	x	D	x	H		Box Finish	Front Finish		Hinge		Pull		Locks
WCSOS	-			1	4			-			-	H		P		

Example: WCSOS-361430-TT-H1P1N

Cupboard Storage with 3 Open Cubbies - WCSOCB3

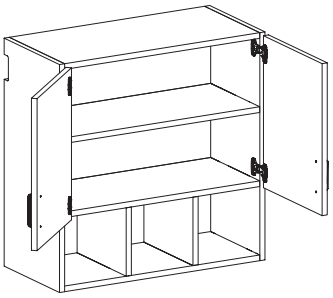

Description:

- 1 adjustable shelf
- 24"W units will have 2 lower cubbies
- 30" & 36"W units will have 3 lower cubbies

Notes:

Wall Units available in 14" depth only.

Finish selection for pulls and hinges is indicated on order form. See page 15 for options.

If indicating F for Framed Doors see page 66.

Heights listed are actual cabinet height.

Model Number Information

Catalog #	Unit Dimensions W	x D	x H	Box Finish	Front Finish	Hinge	Pull	Locks
WCSOCB3	24" 30" 36"	14"	24" 30"	T- TFL L- HPL O- Oak Veneer M- Maple Veneer	T- TFL L- HPL O- Oak Veneer M- Maple Veneer F- Framed Doors	H1 H2 H3 H4	P1 P2 P3 P4 P5	A- Alike I- Individual G- Group N- None D- Digital

Model Number Assembly

Catalog #		Unit Dimensions W	x	D	x	H		Box Finish		Front Finish		Hinge		Pull		Locks
WCSOCB3	-			1	4			-			-	H		P		

Example: WCSOCB3-361430-TT-H1P1N

Wall

Cubicle Storage

elements by mediatechnologies®

Open Cubicle Storage with 6 Cubbies - WOCB6

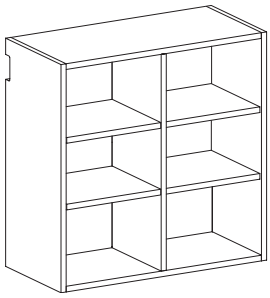

Description:

- 1 fixed partition
- 4 adjustable shelves

Notes:

Wall Units available in 14" depth only.

Heights listed are actual cabinet height.

Model Number Information

Catalog #	Unit Dimensions W	x D	x H	Box Finish
WOCB6	18" 24" 30" 36" 42" 48"	14"	24" 30"	T- TFL L- HPL O- Oak Veneer M- Maple Veneer

Model Number Assembly

Catalog #	Unit Dimensions W	x	D	x	H	Box Finish
WOCB6 -			1	4		-

Example: WOCB6-361430-T

Open Cubicle Storage with 9 Cubbies - WOCB9

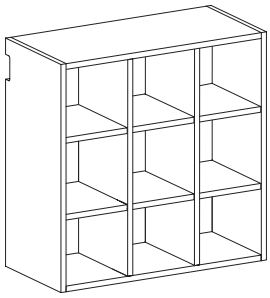

Description:

- 2 fixed vertical partitions
- 6 adjustable shelves

Notes:

Wall Units available in 14" depth only.

Heights listed are actual cabinet height.

Model Number Information

Catalog #	Unit Dimensions W	x D	x H	Box Finish
WOCB9	18" 24" 30" 36" 42" 48"	14"	24" 30"	T- TFL L- HPL O- Oak Veneer M- Maple Veneer

Model Number Assembly

Catalog #	Unit Dimensions W	x	D	x	H	Box Finish
WOCB9 -			1	4		-

Example: WOCB9-361430-T

Open Mail Cubicle Storage - WOCBM

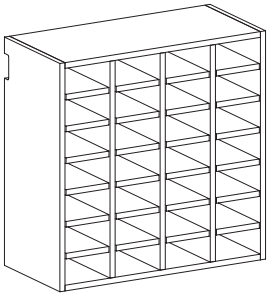

Description:

- 3 fixed vertical partitions
- 32 fixed shelves

Notes:

Wall Units available in 14" depth only.

Heights listed are actual cabinet height.

Model Number Information

Catalog #	Unit Dimensions W	x D	x H	Box Finish
WOCBM	30" 36"	14"	24" 30"	T- TFL L- HPL O- Oak Veneer M- Maple Veneer

Model Number Assembly

Catalog #		Unit Dimensions W	x	D	x	H		Box Finish
WOCBM	-			1	4		-	

Example: WOCBM-361430-T

Wall

Cubicle Storage

elements by mediatechnologies®

Cupboard Cubicle Storage with 6 Cubbies - WCCB6

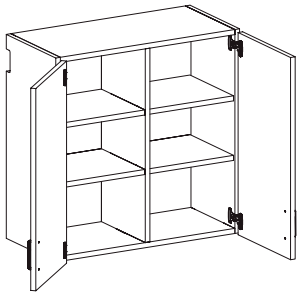

Description:

- 1 fixed vertical partition
- 4 adjustable shelves

Notes:

Wall Units available in 14" depth only.

Finish selection for pulls and hinges is indicated on order form. See page 15 for options.

If indicating F for Framed Doors see page 66.

Heights listed are actual cabinet height.

Model Number Information

Catalog #	Unit Dimensions W	x D	x H	Box Finish	Front Finish	Hinge	Pull	Locks
WCCB6	24" 30" 36" 42" 48"	14"	24" 30"	T- TFL L- HPL O- Oak Veneer M- Maple Veneer	T- TFL L- HPL O- Oak Veneer M- Maple Veneer F- Framed Doors	H1 H2 H3 H4	P1 P2 P3 P4 P5	A- Alike I- Individual G- Group N- None D- Digital

Model Number Assembly

Catalog #		Unit Dimensions W	x	D	x	H		Box Finish	Front Finish		Hinge		Pull		Locks
WCCB6-	-			1	4			-			-	H		P		

Example: WCCB6-361430-TT-H1P1N

Cupboard Cubicle Storage with 9 Cubbies - WCCB9

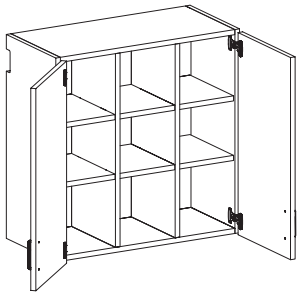

Description:

- 2 fixed vertical partitions
- 6 adjustable shelves

Notes:

Wall Units available in 14" depth only.

Finish selection for pulls and hinges is indicated on order form. See page 15 for options.

If indicating F for Framed Doors see page 66.

Heights listed are actual cabinet height.

Model Number Information

Catalog #	Unit Dimensions W	x D	x H	Box Finish	Front Finish	Hinge	Pull	Locks
WCCB9	24" 30" 36" 42" 48"	14"	24" 30"	T- TFL L- HPL O- Oak Veneer M- Maple Veneer	T- TFL L- HPL O- Oak Veneer M- Maple Veneer F- Framed Doors	H1 H2 H3	P1 P2 P3 P4 P5	A- Alike I- Individual G- Group N- None D- Digital

Model Number Assembly

Catalog #		Unit Dimensions W	x	D	x	H		Box Finish	Front Finish		Hinge		Pull		Locks
WCCB9	-			1	4			-			-	H		P		

Example: WCCB9-361430-TT-H1P1N

Cupboard Mail Cubicle Storage - WCCBM

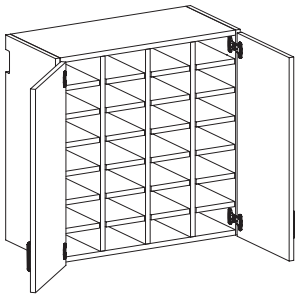

Description:

- 3 fixed vertical partitions
- 32 fixed shelves

Notes:

Wall Units available in 14" depth only.

Finish selection for pulls and hinges is indicated on order form. See page 15 for options.

If indicating F for Framed Doors see page 66.

Heights listed are actual cabinet height.

Model Number Information

Catalog #	Unit Dimensions W	x D	x H	Box Finish	Front Finish	Hinge	Pull	Locks
WCCBM	30" 36"	14"	24" 30"	T- TFL L- HPL O- Oak Veneer M- Maple Veneer	T- TFL L- HPL O- Oak Veneer M- Maple Veneer F- Framed Doors	H1 H2 H3 H4	P1 P2 P3 P4 P5	A- Alike I- Individual G- Group N- None D- Digital

Model Number Assembly

Catalog #		Unit Dimensions W	x	D	x	H		Box Finish		Front Finish		Hinge		Pull		Locks
WCCBM	-			1	4			-			-	H		P		

Example: WCCBM-361430-TT-H1P1N

Wall

Folio Storage

elements by mediatechnologies®

Open Folio Storage - WOF

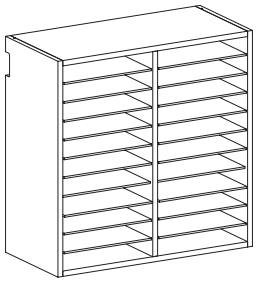

Description:

- 1 fixed vertical partition
- 20 fixed shelves

Notes:

Wall Units available in 14" depth only.

Heights listed are actual cabinet height.

Model Number Information

Catalog #	Unit Dimensions W	x D	x H	Box Finish
WOF	20" 30" 36"	14"	24" 30"	T- TFL L- HPL O- Oak Veneer M- Maple Veneer

Model Number Assembly

Catalog #	Unit Dimensions W x D x H	Box Finish
WOF -	1 4 -	

Example: WOF-3014030-T

Cupboard Folio Storage - WCF

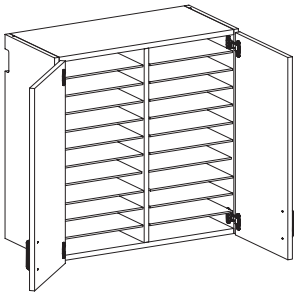

Description:

- 1 fixed vertical partition
- 20 fixed shelves

Notes:

Wall Units available in 14" depth only.

Finish selection for pulls and hinges is indicated on order form. See page 15 for options.

If indicating F for Framed Doors see page 66.

Heights listed are actual cabinet height.

Model Number Information

Catalog #	Unit Dimensions W	x D	x H	Box Finish	Front Finish	Hinge	Pull	Locks
WCF	18"	14"	31" 34" 36"	T- TFL L- HPL O- Veneer, Oak M- Veneer, Maple	T- TFL L- HPL O- Oak Veneer M- Maple Veneer F- Framed Doors	H1 H2 H3 H4	P1 P2 P3 P4 P5	A- Alike I- Individual G- Group N- None

Model Number Assembly

Catalog #	Unit Dimensions W x D x H	Box Finish	Front Finish	Hinge	Pull	Locks
WCF -	1 4 -		-	H	P	

Example: WCF-361430-TT-H1P1N

NOTES:

elements by mediatechnologies®

Tall

Open Storage

Open Storage - TOS

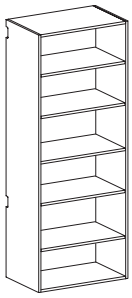

Description:

- 1 fixed shelf
- 4 adjustable shelves

Notes:

Heights listed are nominal from floor to top of cabinet including 6" toe space. Actual cabinet height will be 6" less.

Model Number Information

Catalog #	Unit Dimensions W	x D	x H	Box Finish
TOS	18" 24" 30" 36"	14" 20" 24"	84"	T- TFL L- HPL O- Oak Veneer M- Maple Veneer

Model Number Assembly

Catalog #	Unit Dimensions W	x	D	x	H		Box Finish
TOS -					8	4 -	

Example: TOS-302084-T

Open Storage with 3 Shelves and 3 File Drawers - TOSD3

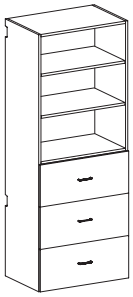

Description:

- Upper open storage
- 2 adjustable shelves
- 3 file-size drawers
- **42" and 48"W units will receive a fixed vertical partition in open storage area**

Notes:

Heights listed are nominal from floor to top of cabinet including 6" toe space. Actual cabinet height will be 6" less.

Finish selection for pulls and hinges is indicated on order form. See page 15 for options.

Model Number Information

Catalog #	Unit Dimensions W	x D	x H	Box Finish	Front Finish	Pull	Locks	Slides
TOSD3	24" 30" 36" 42" 48"	20" 24"	84"	T- TFL L- HPL O- Oak Veneer M- Maple Veneer	T- TFL L- HPL O- Oak Veneer M- Maple Veneer	P1 P2 P3 P4 P5	A- Alike I- Individual G- Group N- None D- Digital	A- 3/4 B- Full

Model Number Assembly

Catalog #	Unit Dimensions W	x	D	x	H		Box Finish	Front Finish	Pull	Locks	Slides
TOSD3 -					8	4 -		-	P		

Example: TOSD3-302084-TT-P1NA

Cupboard Storage - TCS

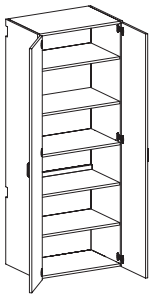

Description:

- 1 fixed shelf
- 4 adjustable shelves

Notes:

If indicating F for Framed Doors see page 66.

Heights listed are nominal from floor to top of cabinet including 6" toe space. Actual cabinet height will be 6" less.

Finish selection for pulls and hinges is indicated on order form. See page 15 for options.

Model Number Information

Catalog #	Unit Dimensions W	x D	x H	Box Finish	Front Finish	Hinge	Pull	Locks
TCS	24" 30" 36"	14" 20" 24"	84"	T- TFL L- HPL O- Oak Veneer M- Maple Veneer	T- TFL L- HPL O- Oak Veneer M- Maple Veneer F- Framed Doors	H1 H2 H3 H4	P1 P2 P3 P4 P5	A- Alike I- Individual G- Group N- None D- Digital

Model Number Assembly

Catalog #	Unit Dimensions W x D x H	Box Finish	Front Finish	Hinge	Pull	Locks
TCS -	8 4 -		-	H	P	

Example: TCS-302084-TT-H1P1N

Cupboard Storage with 1 Left-Hinged Door - TCSL

Description:

- 1 door hinged left
- 1 fixed shelf
- 4 adjustable shelves

Notes:

If indicating F for Framed Doors see page 66.

Heights listed are nominal from floor to top of cabinet including 6" toe space. Actual cabinet height will be 6" less.

Finish selection for pulls and hinges is indicated on order form. See page 15 for options.

Model Number Information

Catalog #	Unit Dimensions W	x D	x H	Box Finish	Front Finish	Hinge	Pull	Locks
TCSL	18" 24"	14" 20" 24"	84"	T- TFL L- HPL O- Oak Veneer M- Maple Veneer	T- TFL L- HPL O- Oak Veneer M- Maple Veneer F- Framed Doors	H1 H2 H3 H4	P1 P2 P3 P4 P5	A- Alike I- Individual G- Group N- None D- Digital

Model Number Assembly

Catalog #	Unit Dimensions W x D x H	Box Finish	Front Finish	Hinge	Pull	Locks
TCSL -	8 4 -		-	H	P	

Example: TCSL-242084-TT-H1P1N

Tall

Cupboard Storage

Cupboard Storage with 1 Right-Hinged Door - TCSR

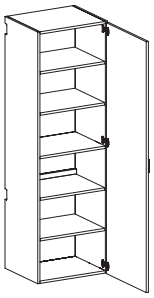

Description:

- 1 door hinged right
- 1 fixed shelf
- 4 adjustable shelves

Notes:

If indicating F for Framed Doors see page 66.

Heights listed are nominal from floor to top of cabinet including 6" toe space. Actual cabinet height will be 6" less.

Finish selection for pulls and hinges is indicated on order form. See page 15 for options.

Model Number Information

Catalog #	Unit Dimensions W	x D	x H	Box Finish	Front Finish	Hinge	Pull	Locks
TCSR	18" 24"	14" 20" 24"	84"	T- TFL L- HPL O- Oak Veneer M- Maple Veneer	T- TFL L- HPL O- Oak Veneer M- Maple Veneer F- Framed Doors	H1 H2 H3 H4	P1 P2 P3 P4 P5	A- Alike I- Individual G- Group N- None D- Digital

Model Number Assembly

Catalog #		Unit Dimensions W	x	D	x	H		Box Finish	Front Finish		Hinge		Pull		Locks
TCSR	-					8	4	-			-	H		P		

Example: TCSR-242084-TT-H1P1N

Cupboard Storage with 3 Shelves and 3 File Drawers - TCSD3

Description:

- Upper Cupboard storage
- 2 adjustable shelves
- 3 file-size drawers
- **42" and 48"W units will receive a fixed vertical partition in upper storage area**

Notes:

If indicating F for Framed Doors see page 66.

Heights listed are nominal from floor to top of cabinet including 6" toe space. Actual cabinet height will be 6" less.

Finish selection for pulls and hinges is indicated on order form. See page 15 for options.

Cabinets width over 36" will receive a center divider.

Model Number Information

Catalog #	Unit Dimensions W	x D	x H	Box Finish	Front Finish	Hinge	Pull	Locks	Slides
TCSD3	24" 30" 36" 42" 48"	20" 24"	84"	T- TFL L- HPL O- Oak Veneer M- Maple Veneer	T- TFL L- HPL O- Oak Veneer M- Maple Veneer F- Framed Doors	H1 H2 H3 H4	P1 P2 P3 P4 P5	A- Alike I- Individual G- Group N- None D- Digital	A- 3/4 B- Full

Model Number Assembly

Catalog #		Unit Dimensions W	x	D	x	H		Box Finish	Front Finish		Hinge		Pull		Locks	Slides
TCSD3	-					8	4	-			-	H		P			

Example: TCSD3-302084-TT-H1P1NA

Open Cubicle Storage with 12 Cubbies - TOCB12

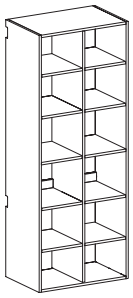

Description:

- 1 fixed vertical partition
- 2 fixed shelves
- 8 adjustable shelves

Notes:

Heights listed are nominal from floor to top of cabinet including 6" toe space. Actual cabinet height will be 6" less.

Model Number Information

Catalog #	Unit Dimensions W	x D	x H	Box Finish
TOCB12	24" 30" 36" 42" 48"	14" 20" 24"	84"	T- TFL L- HPL O- Oak Veneer M- Maple Veneer

Model Number Assembly

Catalog #		Unit Dimensions W	x	D	x	H		Box Finish
TOCB12	-				8	4	-	

Example: TOCB12-302084-T

Open Cubicle Storage with 20 Cubbies - TOCB20

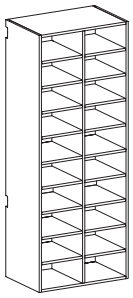

Description:

- 1 fixed vertical partition
- 2 fixed shelves
- 16 adjustable shelves

Notes:

Heights listed are nominal from floor to top of cabinet including 6" toe space. Actual cabinet height will be 6" less.

Model Number Information

Catalog #	Unit Dimensions W	x D	x H	Box Finish
TOCB20	18" 24" 30" 36" 42" 48"	14" 20" 24"	84"	T- TFL L- HPL O- Oak Veneer M- Maple Veneer

Model Number Assembly

Catalog #		Unit Dimensions W	x	D	x	H		Box Finish
TOCB20	-				8	4	-	

Example: TOCB20-302084-T

Tall

Cubicle Storage

elements by mediatechnologies®

Open Cubicle Storage with 30 Cubbies - TOCB30

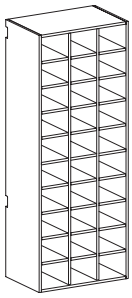

Description:

- 2 fixed vertical partitions
- 3 fixed shelves
- 24 adjustable shelves

Notes:

Heights listed are nominal from floor to top of cabinet including 6" toe space. Actual cabinet height will be 6" less.

Model Number Information

Catalog #	Unit Dimensions W	x D	x H	Box Finish
TOCB30	18" 24" 30" 36"	14" 20" 24"	84"	T- TFL L- HPL O- Oak Veneer M- Maple Veneer

Model Number Assembly

Catalog #		Unit Dimensions W	x	D	x	H			Box Finish
TOCB30	-						8	4	-	

Example: TOCB30-302084-T

Cupboard Cubicle Storage with 12 Cubbies - TCCB12

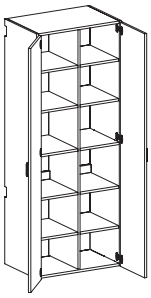

Description:

- 1 fixed vertical partition
- 2 fixed shelves
- 8 adjustable shelves

Notes:

If indicating F for Framed Doors see page 66.

Heights listed are nominal from floor to top of cabinet including 6" toe space. Actual cabinet height will be 6" less.

Finish selection for pulls and hinges is indicated on order form. See page 15 for options.

Model Number Information

Catalog #	Unit Dimensions W	x D	x H	Box Finish	Front Finish	Hinge	Pull	Locks
TCCB12	18" 24" 30" 36"	14" 20" 24"	84"	T- TFL L- HPL O- Oak Veneer M- Maple Veneer	T- TFL L- HPL O- Oak Veneer M- Maple Veneer F- Framed Doors	H1 H2 H3 H4	P1 P2 P3 P4 P5	A- Alike I- Individual G- Group N- None D- Digital

Model Number Assembly

Catalog #		Unit Dimensions W	x	D	x	H			Box Finish	Front Finish		Hinge		Pull		Locks
TCCB12	-						8	4	-		-	H		P		

Example: TCCB12-242084-TT-H1P1N

Cupboard Cubicle Storage with 20 Cubbies - TCCB20

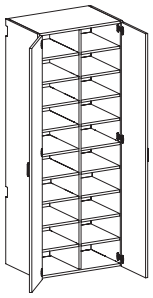

Description:

- 1 fixed vertical partition
- 2 fixed shelves
- 16 adjustable shelves

Notes:

If indicating F for Framed Doors see page 66.

Heights listed are nominal from floor to top of cabinet including 6" toe space. Actual cabinet height will be 6" less.

Finish selection for pulls and hinges is indicated on order form. See page 15 for options.

Model Number Information

Catalog #	Unit Dimensions W	x D	x H	Box Finish	Front Finish	Hinge	Pull	Locks
TCCB20	24" 30" 36"	14" 20" 24"	84"	T- TFL L- HPL O- Oak Veneer M- Maple Veneer	T- TFL L- HPL O- Oak Veneer M- Maple Veneer F- Framed Doors	H1 H2 H3 H4	P1 P2 P3 P4 P5	A- Alike I- Individual G- Group N- None D- Digital

Model Number Assembly

Catalog #	Unit Dimensions W x D x H	Box Finish	Front Finish	Hinge	Pull	Locks
TCCB20 -	8 4 -		-	H	P	

Example: TCCB20-302084-TT-H1P1N

Cupboard Cubicle Storage with 30 Cubbies - TCCB30

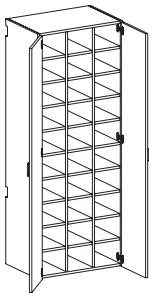

Description:

- 2 fixed vertical partitions
- 3 fixed shelves
- 24 adjustable shelves

Notes:

If indicating F for Framed Doors see page 66.

Heights listed are nominal from floor to top of cabinet including 6" toe space. Actual cabinet height will be 6" less.

Finish selection for pulls and hinges is indicated on order form. See page 15 for options.

Model Number Information

Catalog #	Unit Dimensions W	x D	x H	Box Finish	Front Finish	Hinge	Pull	Locks
TCCB30	24" 30" 36"	14" 20" 24"	84"	T- TFL L- HPL O- Oak Veneer M- Maple Veneer	T- TFL L- HPL O- Oak Veneer M- Maple Veneer F- Framed Doors	H1 H2 H3 H4	P1 P2 P3 P4 P5	A- Alike I- Individual G- Group N- None D- Digital

Model Number Assembly

Catalog #	Unit Dimensions W x D x H	Box Finish	Front Finish	Hinge	Pull	Locks
TCCB30 -	8 4 -		-	H	P	

Example: TCCB30-302084-TT-H1P1N

Tall

Wardrobe Storage

Wardrobe Storage with Hanging Rod - TWR



Description:

- 1 fixed shelf
- Hanging Rod

Notes:

If indicating F for Framed Doors see page 66.

Heights listed are nominal from floor to top of cabinet including 6" toe space. Actual cabinet height will be 6" less.

Finish selection for pulls and hinges is indicated on order form. See page 15 for options.

Model Number Information

Catalog #	Unit Dimensions W	x D	x H	Box Finish	Front Finish	Hinge	Pull	Locks
TWR	24" 30" 36"	20" 24"	84"	T- TFL L- HPL O- Oak Veneer M- Maple Veneer	T- TFL L- HPL O- Oak Veneer M- Maple Veneer F- Framed Doors	H1 H2 H3 H4	P1 P2 P3 P4 P5	A- Alike I- Individual G- Group N- None D- Digital

Model Number Assembly

Catalog #		Unit Dimensions W	x	D	x	H			Box Finish		Front Finish		Hinge		Pull		Locks
TWR	-					8	4	-				-	H		P		

Example: TWR-242084-TT-H1P1A

Wardrobe Storage with Hanging Rod, 1 Left-Hinged Door - TWRL

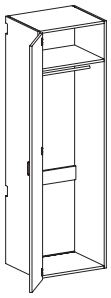

Description:

- 1 door hinged left
- 1 fixed shelf
- Hanging Rod

Notes:

If indicating F for Framed Doors see page 66.

Heights listed are nominal from floor to top of cabinet including 6" toe space. Actual cabinet height will be 6" less.

Finish selection for pulls and hinges is indicated on order form. See page 15 for options.

Model Number Information

Catalog #	Unit Dimensions W	x D	x H	Box Finish	Front Finish	Hinge	Pull	Locks
TWRL	18" 24"	20" 24"	84"	T- TFL L- HPL O- Oak Veneer M- Maple Veneer	T- TFL L- HPL O- Oak Veneer M- Maple Veneer F- Framed Doors	H1 H2 H3 H4	P1 P2 P3 P4 P5	A- Alike I- Individual G- Group N- None D- Digital

Model Number Assembly

Catalog #		Unit Dimensions W	x	D	x	H			Box Finish		Front Finish		Hinge		Pull		Locks
TWRL	-					8	4	-				-	H		P		

Example: TWRL-242084-TT-H1P1A

Wardrobe Storage with Hanging Rod, 1 Right-Hinged Door - TWRR

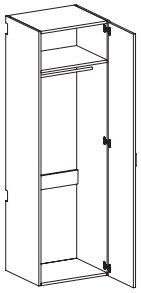

Description:

- 1 door hinged right
- 1 fixed shelf
- Hanging Rod

Notes:

If indicating F for Framed Doors see page 66.

Heights listed are nominal from floor to top of cabinet including 6" toe space. Actual cabinet height will be 6" less.

Finish selection for pulls and hinges is indicated on order form. See page 15 for options.

Model Number Information

Catalog #	Unit Dimensions W	x D	x H	Box Finish	Front Finish	Hinge	Pull	Locks
TWRR	18" 24"	20" 24"	84"	T- TFL L- HPL O- Oak Veneer M- Maple Veneer	T- TFL L- HPL O- Oak Veneer M- Maple Veneer F- Framed Doors	H1 H2 H3 H4	P1 P2 P3 P4 P5	A- Alike I- Individual G- Group N- None D- Digital

Model Number Assembly

Catalog #		Unit Dimensions W x D x H						Box Finish		Front Finish		Hinge		Pull		Locks
TWRR	-					8	4	-			-	H		P		

Example: TWRR-241484-TT-H1P1A

Wardrobe Storage with Hanging Rod and Shelves - TWRS

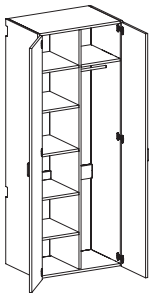

Description:

- 1 fixed vertical partition
- 3 fixed shelves
- 3 adjustable shelves
- Hanging Rod

Notes:

If indicating F for Framed Doors see page 66.

Heights listed are nominal from floor to top of cabinet including 6" toe space. Actual cabinet height will be 6" less.

24", 30" and 36" wide units also available in 14" depth.

Finish selection for pulls and hinges is indicated on order form. See page 15 for options.

Model Number Information

Catalog #	Unit Dimensions W	x D	x H	Box Finish	Front Finish	Hinge	Pull	Locks
TWRS	24" 30" 36" 42" 48"	20" 24"	84"	T- TFL L- HPL O- Oak Veneer M- Maple Veneer	T- TFL L- HPL O- Oak Veneer M- Maple Veneer F- Framed Doors	H1 H2 H3 H4	P1 P2 P3 P4 P5	A- Alike I- Individual G- Group N- None D- Digital

Model Number Assembly

Catalog #		Unit Dimensions W x D x H						Box Finish		Front Finish		Hinge		Pull		Locks
TWRS	-					8	4	-			-	H		P		

Example: TWRS-242084-TT-H1P1A

Cabinet Options

Continuous Tops

elements by mediatechnologies®

STANDARD VS CONTINUOUS TOPS

- If no letter code is indicated in model number for top then unit will receive an individual modular Standard Top.
- Modular Standard Tops offer the greatest amount of flexibility when reconfiguring.
- If CT is indicated in model number the cabinet is constructed with a sub-top only.
- Continuous Tops are ordered as a separate line item using the model numbers given below.
- Continuous Tops are installed in the field.
- Both Standard and Continuous Tops are constructed of 1-1/4" thick engineered wood with .050" high pressure laminate (HPL).
- Chemical Resistant HPL and Epoxy Resin tops are also available, contact the factory for more information.
- Reconfiguration of cabinets receiving a Continuous Top may require a new top configuration.

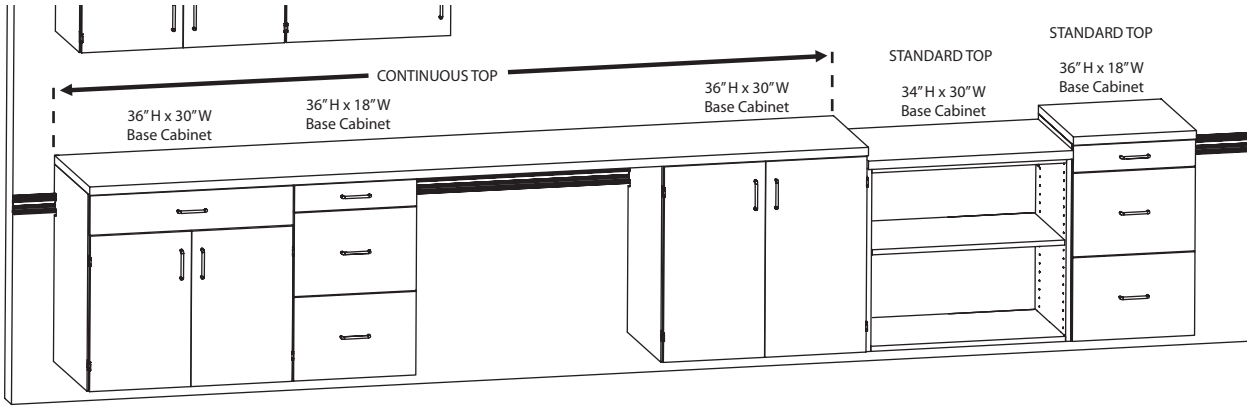

Continuous HPL Top - ECTL

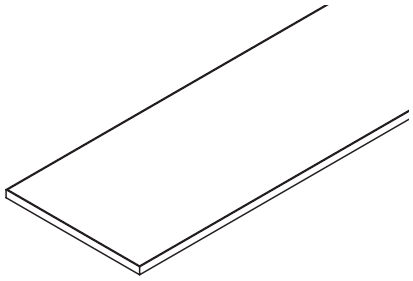

Notes:

Listed below are common dimensional requirements. Other dimensions are available for particular layout requirements; contact the factory for more information.

Chemical Resistant HPL and Epoxy Resin tops are also available; contact the factory for more information.

Model Number Information

Catalog #	Edge	Unit Dimensions D	x W
ECTL	C- 3mm PVC E- 3mm Wood J- 5/8" Wood Bevel	14" 20" 24"	24" 30" 36" 42" 48" 54" 60" 66" 72" 78" 84" 90" 96" 102" 108" 114" 120" 126" 132" 138" 144"

Model Number Assembly

Catalog #		Edge		Unit Dimensions D	x W
ECTL	-		-		

Example: ECTL-C-2036

Continuous HPL Top with Backsplash - ECTBL

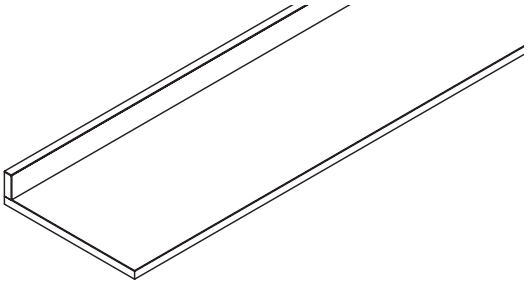

Notes:

Listed below are common dimensional requirements. Other dimensions are available for particular layout requirements; contact the factory for more information.

Chemical Resistant HPL and Epoxy Resin tops are also available; contact the factory for more information.

Model Number Information

Catalog #	Edge	Unit Dimensions D	Unit Dimensions W
ECTBL	C- 3mm PVC E- 3mm Wood	14" 20" 24"	36" 42" 48" 54" 60" 66" 72" 78" 84" 90" 96" 102" 108" 114" 120" 126" 132" 138" 144"

Model Number Assembly

Catalog #		Edge		Unit Dimensions D x W	
ECTBL	-		-		

Example: ECTBL-C-2036

Edges

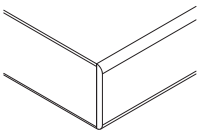

C- 3mm PVC- has a 1/8" radius at the top, bottom and corners. PVC is offered in 17 standard colors, see Finishes Card.

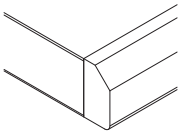

J- 5/8" wood- has a 1/2" bevel top. Available in Oak or Maple in 12 standard stains, see Finishes Card. Custom stains available at additional cost, contact factory.

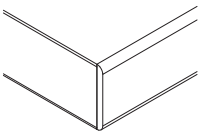

E- 3mm wood- has a 1/8" radius at the top, bottom and corners. Available in Oak or Maple in 12 standard stains, see Finishes Card. Custom stains available at additional cost, contact factory.

Cabinet Options

elements by mediatechnologies®

Toe Kicks

WORKING WITH TOE KICKS

- Optional Toe Kicks are ordered as individual pieces to accommodate layout requirements.
- Toe Kick Legs are required for attachment of Toe Kick Sides and Fronts.
- All Toe Kick Sides and Fronts are black TFL finish with black 3mm PVC edges.
- Toe Kick Sides and Fronts come with clips for attachment to legs preinstalled.

Typical single cabinet toe assembly from rear

1. Toe Kick Leg
2. Attachment clip
3. Toe Kick Front
4. Toe Kick Side

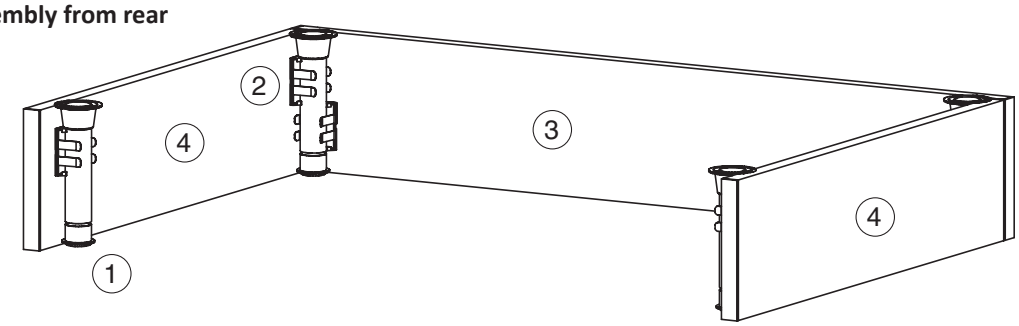

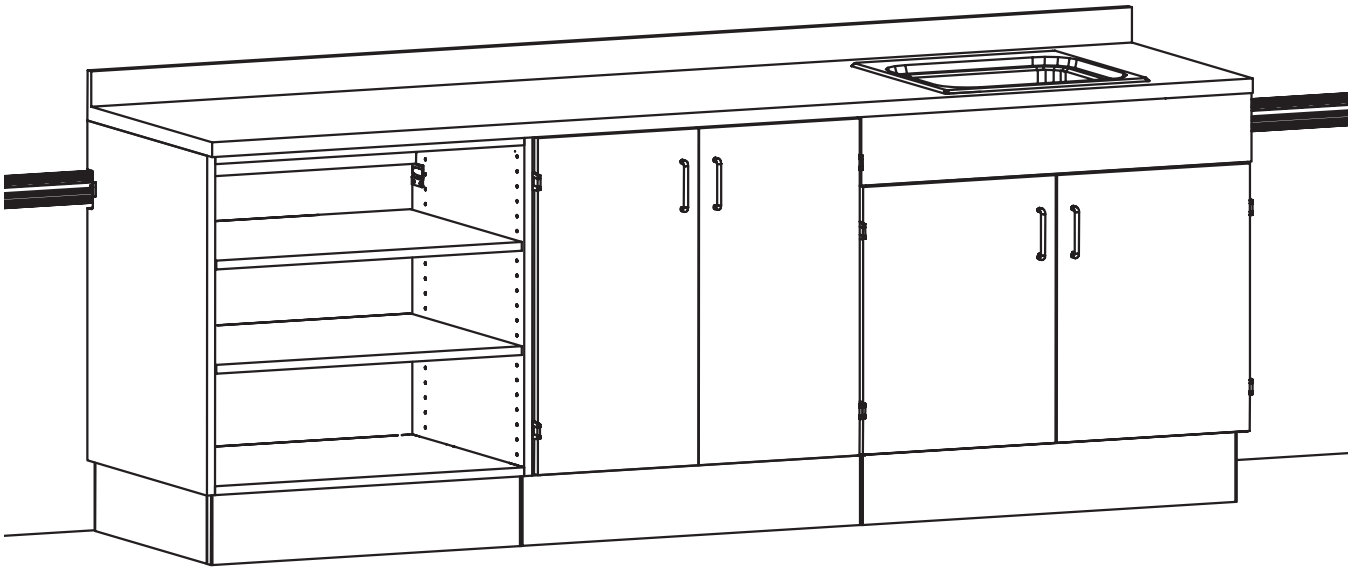

Cabinet 1 **Cabinet 2** **Cabinet 3**

Example: The following is required for a typical toe kick assembly on a run of cabinets as shown above:

Cabinet 1: (3) Toe Kick Legs, (1) Toe Kick Side, (1)Toe Kick Front

Cabinet 2: (2) Toe Kick Legs, (1) Toe Kick Front

Cabinet 3: (3) Toe Kick Legs, (1) Toe Kick Front, (1) Toe Kick Side

Notes:

- Toe Kick Side required for each cabinet on either end of the run of cabinets.
- Toe Kick Front required for each cabinet.
- Toe Kick Legs required where necessary for attachment of Toe Kick Sides and Fronts.

Toe Kick Sides - ETS

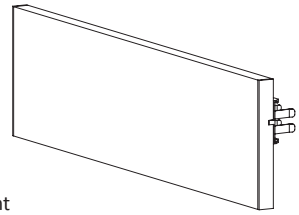

Front

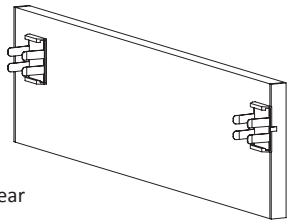

Rear

Description:

- 6" high Toe Kick Side
- Each Toe Kick Side will require (1) 6" high Toe Kick Leg
- Finish is black TFL

Model Number Information

Model #	Description
ETS-614	6" High x 14" Long, use for 14" cabinet depth
ETS-620	6" High x 20" Long, use for 20" cabinet depth
ETS-624	6" High x 24" Long, use for 24" cabinet depth

Toe Kick Fronts - ETF



Front

Rear

Description:

- 6" high Toe Kick Front
- Each Toe Kick Front will require (2) 6" high Toe Kick Legs
- Finish is black TFL

Model Number Information

Model #	Description
ETF-612	6" High x 12" Long, use for 12" cabinet width
ETF-615	6" High x 15" Long, use for 15" cabinet width
ETF-618	6" High x 18" Long, use for 18" cabinet width
ETF-624	6" High x 24" Long, use for 24" cabinet width
ETF-630	6" High x 30" Long, use for 30" cabinet width
ETF-636	6" High x 36" Long, use for 36" cabinet width
ETF-642	6" High x 42" Long, use for 42" cabinet width
ETF-645	6" High x 45" Long, use for 45" cabinet width
ETF-648	6" High x 48" Long, use for 48" cabinet width
ETF-654	6" High x 54" Long, use for 54" cabinet width

Toe Kick Legs - ETL-6

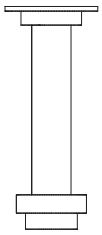

Description:

- 6" high Toe Kick Leg
- Required when ordering Toe Kick Sides and Toe Kick Fronts

Model Number Information

Model #	Description
ETL-6	6" High leg

Cabinet Options

Framed Doors

elements by mediatechnologies®

HOW TO SPECIFY FRAMED DOORS

If indicating F on a line item for Framed Doors option, the following needs to be indicated when ordering*:

1) Frame Type: Choose from Wood or Aluminum

W- Wood Frame

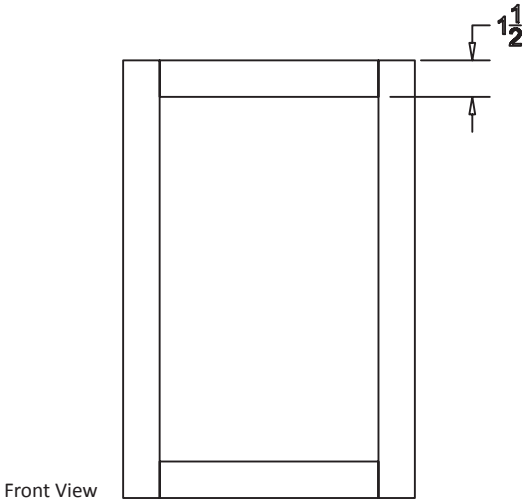

Front View

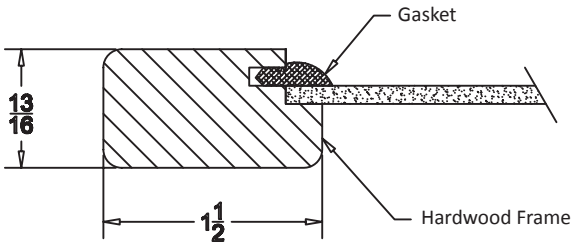

- Hinge Selection for Wood Frames limited to H2: 3-Knuckle and H3: Concealed

A- Aluminum Frame

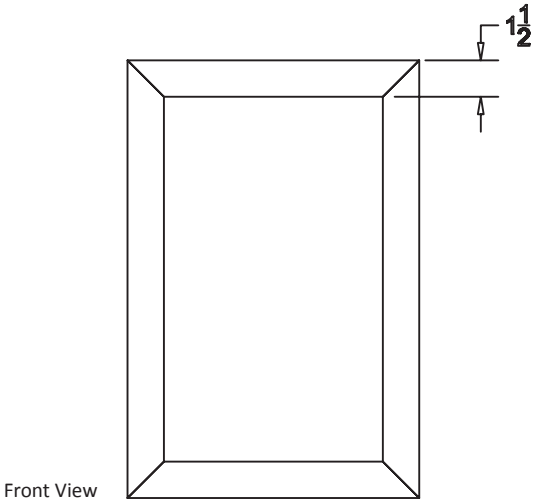

Front View

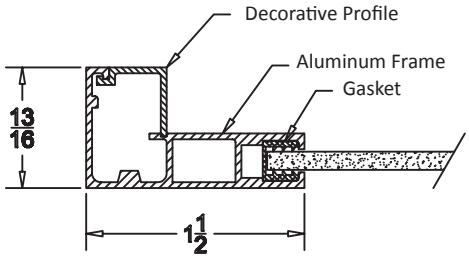

- Hinge Selection for Aluminum Frames limited to H3: Concealed

2) Front Material: Choose from

PG - Clear Plexiglass

CG - Clear Glass

Decorative Acrylic: If indicating acrylic inserts choose from the following pattern options from Veritas™:

- A1- Savannah
- A2- White Wave
- A3- Sunny Shimmer
- A4- Krystal Weave

See Finishes Card for details. Visit www.veritasideas.com, click Sample Creation, In-Stock Samples to request samples.

*Note Framed Door finish selections on second line of order form. For example; if ordering wood framed doors with Savannah acrylic inserts, write FWA1. If ordering aluminum framed doors with clear glass inserts, write FACG.

NOTES:

NOTES:

elements
by mediatechnologies®

Table of Contents

Visual Guide.....69
Working With... 72
Base 74
Sink Cabinets 74
Sink Cabinet Vanity..... 75
Lockers.....76
Base Units..... 76
Tall Units..... 78
Tall Combo Units 81
eWall™.....82
Music.....85

Visual Guide

Sink Cabinets

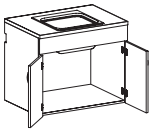

BSC
Pg. 74

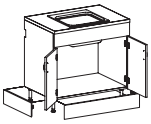

BSCT
Pg. 74

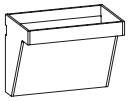

BSCV
Pg. 75

Lockers

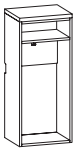

LBO1
Pg. 76

LBO2
Pg. 76

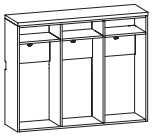

LBO3
Pg. 77

LTO1
Pg. 78

LTO2
Pg. 78

LTO3
Pg. 79

LTCR2
Pg. 79

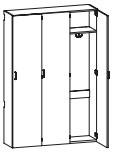

LTCR3
Pg. 80

LTCR6
Pg. 80

LTO2UCS
Pg. 81

LTO3UCS
Pg. 81

eWall™

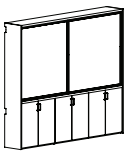

eWall-BCS-001
Pg. 82

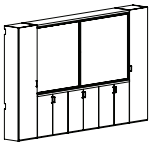

eWall-BCS-002
Pg. 82

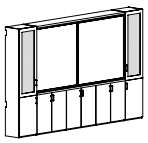

eWall-BCS-003
Pg. 83



eWall-BCSD-001
Pg. 83

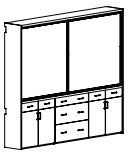

eWall-BCSD-002
Pg. 84

eWall-BCSD-003
Pg. 84

Visual Guide

elements by mediatechnologies®

Music Cabinets

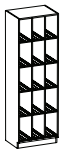
SMC-81514
Pg. 85

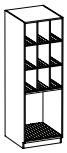
SMC-981412514
Pg. 85

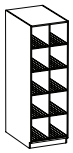
SMC-101214
Pg. 86

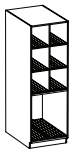
SMC-6121412525
Pg. 86

SMC-12578
Pg. 87

SMC-1251412561
Pg. 87

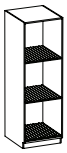
SMC-32525
Pg. 88


SMC-34623
Pg. 88

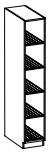
SMC-51214
Pg. 89

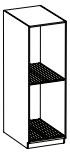
SMC-22537
Pg. 89

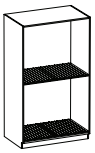
SMC-24637
Pg. 90

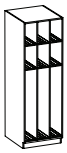
SMC-68143848
Pg. 90

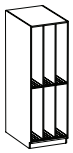
SMC-6836
Pg. 91

SMC-5814
Pg. 91

SMC-10814
Pg. 92

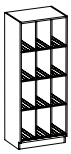
SMC-12814
Pg. 92

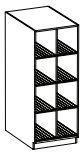
SMC-81214
Pg. 93

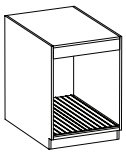
SMC-12525
Pg. 93

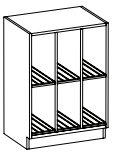
SMC-6814
Pg. 94

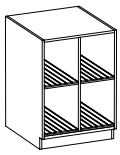
SMC-41214
Pg. 94

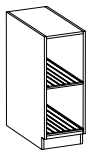
SMC-21214
Pg. 95

SMC- 2814
Pg. 95

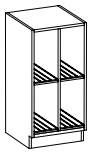
SMC-4814
Pg. 96

CONSTRUCTION DETAILS

General Construction for Special Purpose Cabinets will be the same as General Storage Cabinets, see pages 14-16. See pages 62-66 for more information on Cabinet Options including Continuous Tops and Toe Kicks.

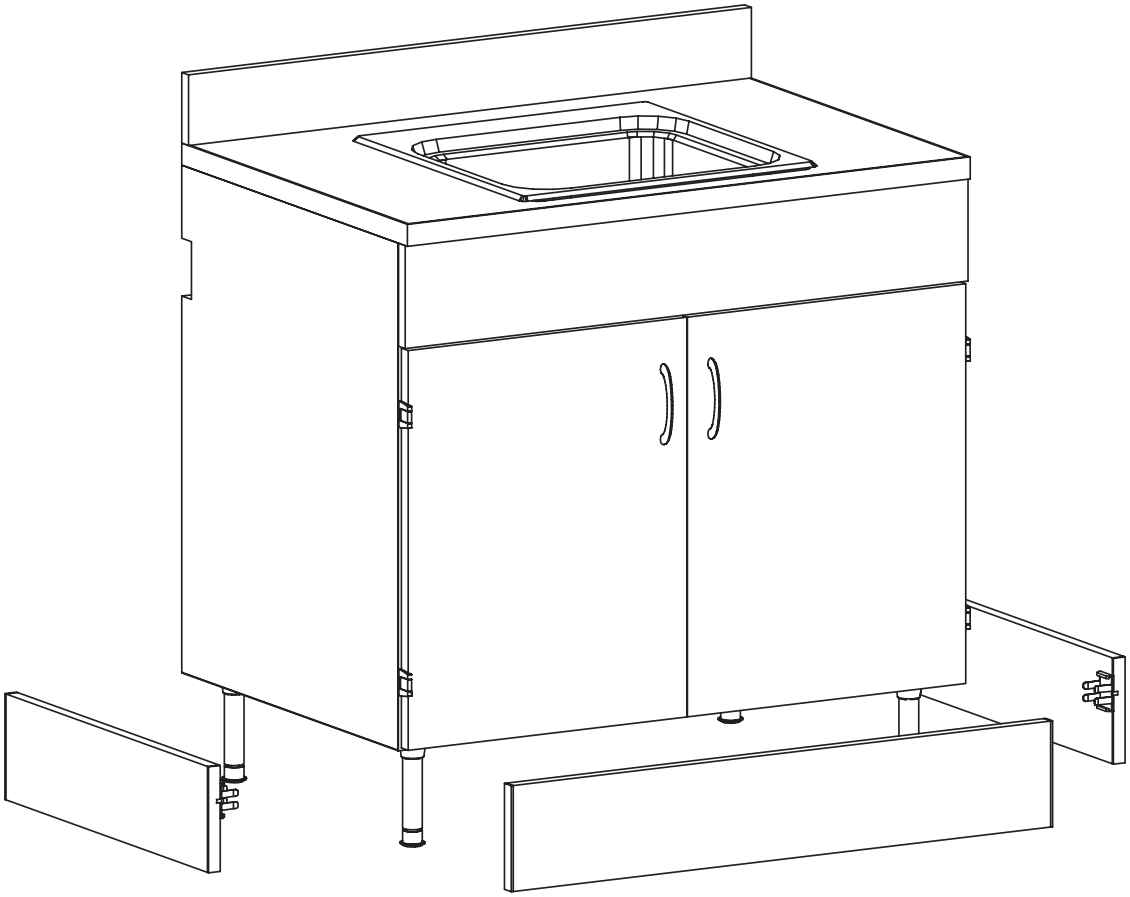

Working With...

Special Purpose Cabinets

elements by mediatechnologies®

MOUNTING ELEVATIONS

The diagram below illustrates the interaction of Tall and Base Locker units with Base, Wall and Tall General Storage Cabinets.

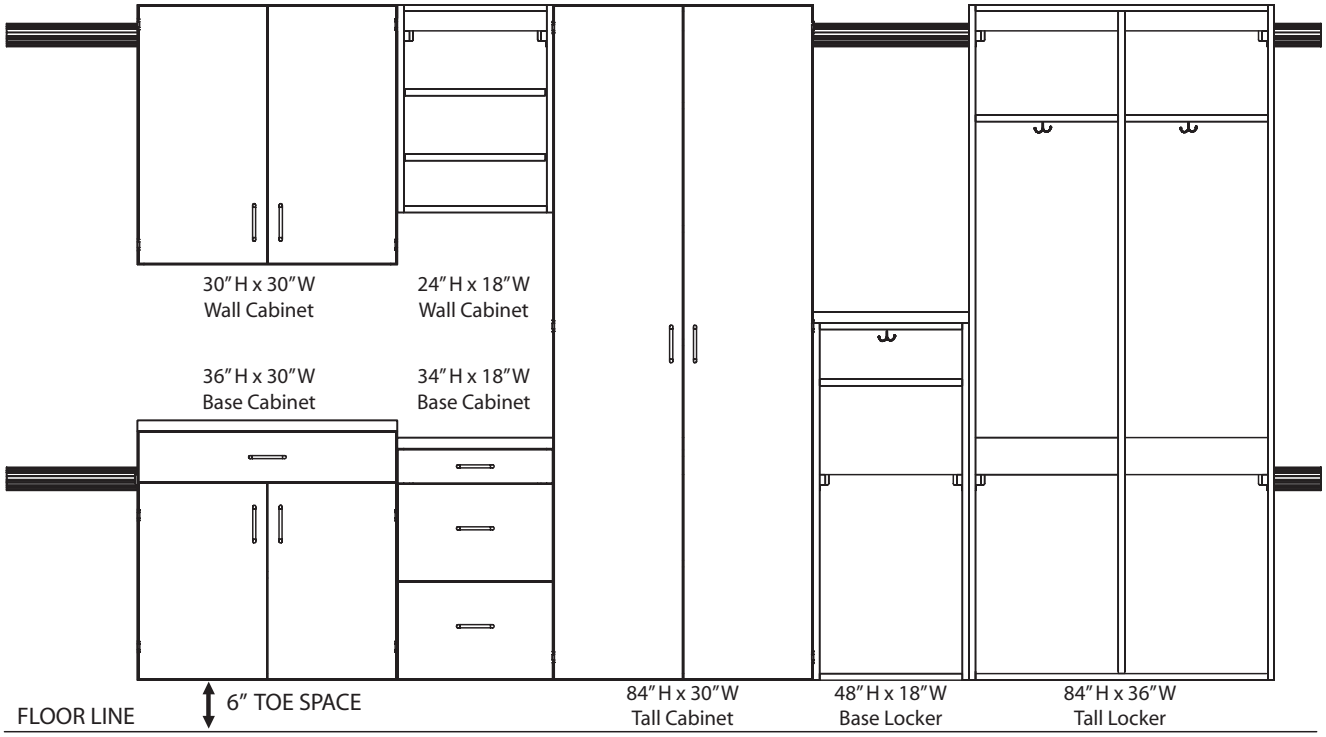

LOCKERS

- Base Lockers mount to the lower horizontal mounting track.
- Tall Lockers mount to both the upper and lower horizontal mounting track.
- Base locker units come standard with a 1-1/4" thick modular counter top.

SINK CABINETS

- Sink Cabinets available with or without backsplash.
- Sink shown for representation only, sink is not included with cabinet.

MUSIC CABINETS

Music Cabinets are available in a variety of sizes to accommodate storage of several different shapes and sizes of instruments. Cabinets have leveling glides. Wall panels are 3/4" HPL construction. Choice of no doors, wire grille or HPL compartment doors. Doors include 5 knuckle hinge. Cabinets doors have latches for standard padlocks (padlocks not included). Music cabinets are not track mounted.

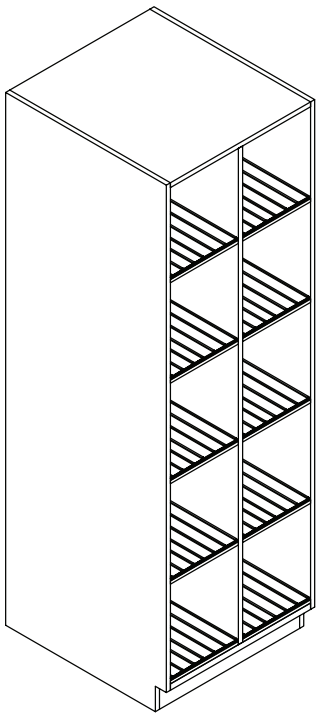

Without Doors

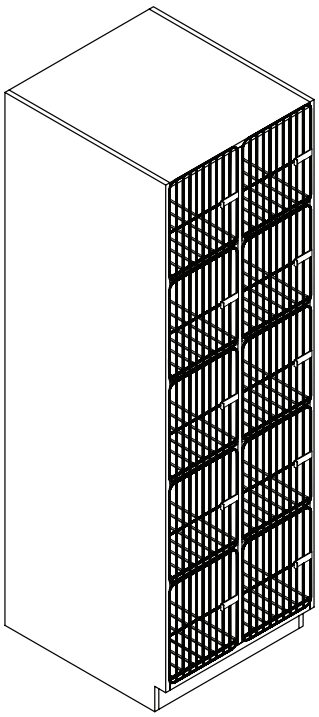

Grille Compartment Doors

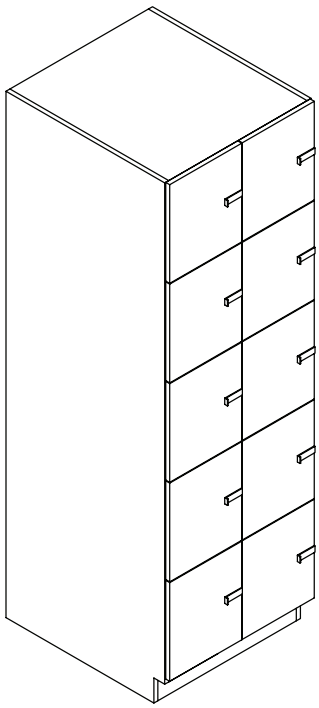

HPL Compartment Doors

Base

Sink Cabinets

Sink Cabinet - BSC

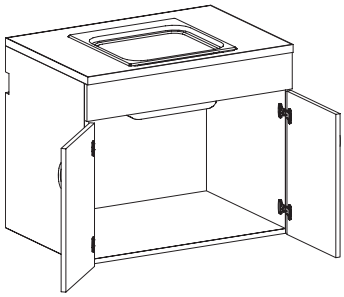

Description:

- Finished HPL top
- Sink not included

Notes:

HPL for tops is indicated on order form.

Finish selection for pulls and hinges is indicated on order form. See page 15 for options.

If indicating CT for Continuous Top see page 62.

Heights listed are nominal from floor to finished top including 6" toe space. Actual cabinet height will be 6" less.

Model Number Information

Catalog #	Unit Dimensions W	x D	x H	Box Finish	Front Finish	Hinge	Pull	Locks	Top
BSC	36" 42" 48"	24"	34" 36"	T- TFL L- HPL O- Oak Veneer M- Maple Veneer	T- TFL L- HPL O- Oak Veneer M- Maple Veneer	H1 H2 H3 H4	P1 P2 P3 P4 P5	A- Alike I- Individual G- Group N- None D- Digital	CT- Continuous Top BS- Backsplash No letter code is required for standard top

Model Number Assembly

Catalog #		Unit Dimensions W	x	D	x	H		Box Finish		Front Finish		Hinge		Pull		Locks		Top	
BSC	-			2	4			-			-	H		P			-		

Example: BSC-362436-TT-H1P1N

Sink Cabinet with Toe - BSCT

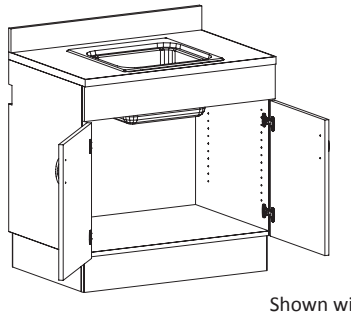

Shown with optional backsplash

Description:

- Finished HPL top
- Sink not included

Notes:

HPL for tops is indicated on order form.

Finish selection for pulls and hinges is indicated on order form. See page 15 for options.

If indicating CT for Continuous Top see page 62.

Heights listed are nominal from floor to finished top including 6" toe space. Actual cabinet height will be 6" less.

Model Number Information

Catalog #	Unit Dimensions W	x D	x H	Box Finish	Front Finish	Hinge	Pull	Locks	Top
BSCT	36" 42" 48"	24"	34" 36"	T- TFL L- HPL O- Oak Veneer M- Maple Veneer	T- TFL L- HPL O- Oak Veneer M- Maple Veneer	H1 H2 H3 H4	P1 P2 P3 P4 P5	A- Alike I- Individual G- Group N- None D- Digital	CT- Continuous Top BS- Backsplash No letter code is required for standard top

Model Number Assembly

Catalog #		Unit Dimensions W	x	D	x	H		Box Finish		Front Finish		Hinge		Pull		Locks		Top	
BSCT	-		6	2	4			-			-	H		P			-		

Example: BSCT-362436-TT-H1P1N-BS

ADA Sink Cabinet Vanity - BSCV

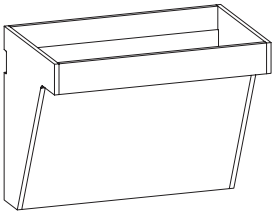

Description:

- ADA Compliant
- Finished HPL top
- Removable angled panel allows access to plumbing
- No removable back

Notes:

HPL for tops is indicated on order form.

Finish selection for pulls and hinges is indicated on order form. See page 15 for options.

If indicating CT for Continuous Top see page 62.

Heights listed are nominal from floor to finished top including 6" toe space. Actual cabinet height will be 6" less.

Model Number Information

Catalog #	Unit Dimensions W	x D	x H	Box Finish	Front Finish	Top
BSCV	36" 42" 48"	24"	34" 36"	T- TFL L- HPL O- Oak Veneer M- Maple Veneer	T- TFL L- HPL O- Oak Veneer M- Maple Veneer	CT- Continuous Top BS- Backsplash No letter code is required for standard top

Model Number Assembly

Catalog #		Unit Dimensions W	x	D	x	H		Box Finish		Front Finish		Top
BSCV	-			2	4		-				-	

Example: BSCV-362436-TT-CT

Lockers

Base Units

elements by mediatechnologies®

Base Single Open Unit - LBO1

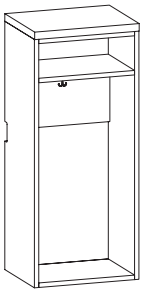

Description:

- 1 fixed shelf
- 1 hook
- Finished HPL Top

Notes:

HPL for tops is indicated on order form.

If indicating CT for Continuous Top see page 62.

Heights listed are nominal from floor to finished top including 6" toe space. Actual cabinet height will be 6" less.

Model Number Information

Catalog #	Unit Dimensions W	x D	x H	Box Finish	Top
LBO1	12" 15" 18"	14"	48"	T- TFL L- HPL O- Oak Veneer M- Maple Veneer	CT-Continuous Top No letter code is required for standard top

Model Number Assembly

Catalog #	Unit Dimensions W	x	D	x	H	Box Finish	Top
LBO1 -			1	4	4	8 -	-

Example: LBO1-181448-T

Base with 2 Open Units - LBO2

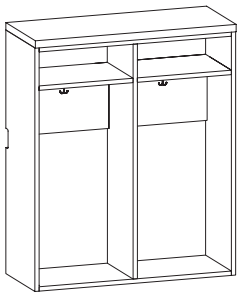

Description:

- 1 fixed shelf per unit
- 1 hook per unit
- Finished HPL Top

Notes:

HPL for tops is indicated on order form.

If indicating CT for Continuous Top see page 62.

Heights listed are nominal from floor to finished top including 6" toe space. Actual cabinet height will be 6" less.

Model Number Information

Catalog #	Unit Dimensions W	x D	x H	Box Finish	Top
LBO2	24" 30" 36"	14"	48"	T- TFL L- HPL O- Oak Veneer M- Maple Veneer	CT-Continuous Top No letter code is required for standard top

Model Number Assembly

Catalog #	Unit Dimensions W	x	D	x	H	Box Finish	Top
LBO2 -			1	4	4	8 -	-

Example: LBO2-361448-T

Base with 3 Open Units - LBO3

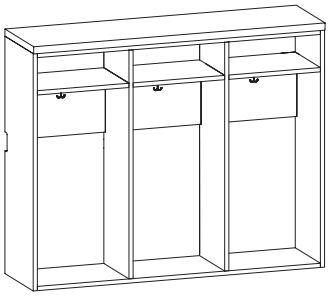

Description:

- 1 fixed shelf per unit
- 1 hook per unit
- Finished HPL Top

Notes:

HPL for tops is indicated on order form.

If indicating CT for Continuous Top see page 62.

Heights listed are nominal from floor to finished top including 6" toe space. Actual cabinet height will be 6" less.

Model Number Information

Catalog #	Unit Dimensions W	x D	x H	Box Finish	Top
LBO3	36" 45" 54"	14"	48"	T- TFL L- HPL O- Oak Veneer M- Maple Veneer	CT-Continuous Top No letter code is required for standard top

Model Number Assembly

Catalog #		Unit Dimensions W	x	D	x	H		Box Finish		Top
LBO3	-			1	4	4	8	-		-	

Example: LBO3-541448-T

Lockers

Tall Units

elements by mediatechnologies®

Tall Single Open Unit - LTO1

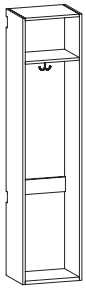

Description:

- 1 fixed shelf
- 1 hook

Notes:

Heights listed are nominal from floor to top of cabinet including 6" toe space. Actual cabinet height will be 6" less.

Model Number Information

Catalog #	Unit Dimensions W	x D	x H	Box Finish
LTO1	12" 15" 18"	14"	84"	T- TFL L- HPL O- Oak Veneer M- Maple Veneer

Model Number Assembly

Catalog #		Unit Dimensions W	x	D	x	H		Box Finish
LTO1	-			1	4	8	4	-

Example: LTO1-181484-T

Tall with 2 Open Units - LTO2

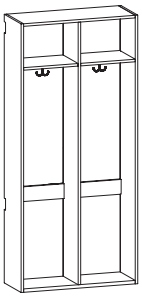

Description:

- 1 fixed shelf per unit
- 1 hook per unit

Notes:

Heights listed are nominal from floor to top of cabinet including 6" toe space. Actual cabinet height will be 6" less.

Model Number Information

Catalog #	Unit Dimensions W	x D	x H	Box Finish
LTO2	24" 30" 36"	14"	84"	T- TFL L- HPL O- Oak Veneer M- Maple Veneer

Model Number Assembly

Catalog #		Unit Dimensions W	x	D	x	H		Box Finish
LTO2	-			1	4	8	4	-

Example: LTO2-361484-T

Tall with 3 Open Units - LTO3

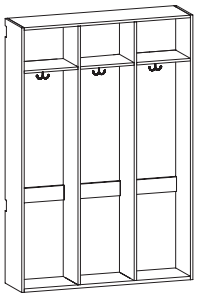

Description:

- 1 fixed shelf per unit
- 1 hook per unit

Notes:

Heights listed are nominal from floor to top of cabinet including 6" toe space. Actual cabinet height will be 6" less.

Model Number Information

Catalog #	Unit Dimensions W	x D	x H	Box Finish
LTO3	36" 45" 54"	14"	84"	T- TFL L- HPL O- Oak Veneer M- Maple Veneer

Model Number Assembly

Catalog #		Unit Dimensions W	x	D	x	H		Box Finish
LTO3	-			1	4	8	4 -	

Example: LTO3-541484-T

Tall with 2 Cupboard Units, Right-Hinged Doors - LTCR2

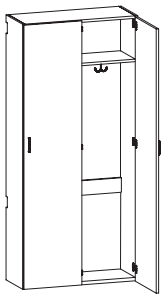

Description:

- 1 fixed shelf per unit
- 1 hook per unit
- Each unit has a full length door, hinged right

Notes:

Heights listed are nominal from floor to top of cabinet including 6" toe space. Actual cabinet height will be 6" less.

Finish selection for pulls and hinges is indicated on order form. See page 15 for options.

Model Number Information

Catalog #	Unit Dimensions W	x D	x H	Box Finish	Front Finish	Hinge	Pull	Locks
LTCR2	24" 30" 36"	14"	84"	T- TFL L- HPL O- Oak Veneer M- Maple Veneer	T- TFL L- HPL O- Oak Veneer M- Maple Veneer	H1 H2 H3 H4	P1 P2 P3 P4 P5	A- Alike I- Individual G- Group D- Digital N- None

Model Number Assembly

Catalog #		Unit Dimensions W	x	D	x	H		Box Finish		Front Finish		Hinge		Pull		Locks
LTCR2	-			1	4	8	4 -				-	H		P		

Example: LTCR2-361484-TT-H1P1N

Introduction
General Storage Cabinets
Special Purpose Cabinets
Tiles
Workspace
Track & Accessories
Freestanding & Mobile Units
Finishes

Lockers

Tall Units

Tall with 3 Cupboard Units, Right-Hinged Doors - LTCR3

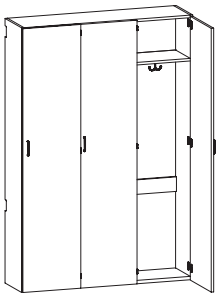

Description:

- 1 fixed shelf per unit
- 1 hook per unit
- Each unit has a full length door, hinged right

Notes:

Heights listed are nominal from floor to top of cabinet including 6" toe space. Actual cabinet height will be 6" less.

Finish selection for pulls and hinges is indicated on order form. See page 15 for options.

Model Number Information

Catalog #	Unit Dimensions W	x D	x H	Box Finish	Front Finish	Hinge	Pull	Locks
LTCR3	36" 45" 54"	14"	84"	T- TFL L- HPL O- Veneer, Oak M- Veneer, Maple	T- TFL L- HPL O- Veneer, Oak M- Veneer, Maple	H1 H2 H3 H4	P1 P2 P3 P4 P5	A- Alike I- Individual G- Group D- Digital N- None

Model Number Assembly

Catalog #		Unit Dimensions W	x	D	x	H		Box Finish		Front Finish		Hinge		Pull		Locks
LTCR3	-			1	4	8	4	-			-	H		P		

Example: LTCR3-541484-TT-H1P1N

Tall with 6 Cupboard Units, Right-Hinged Doors - LTCR6

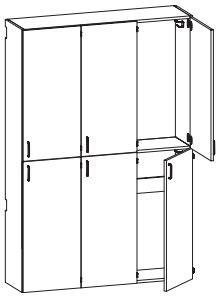

Description:

- Tall Locker with Doors
- 6 Units; 3 Upper, 3 Lower
- 1 hook per unit
- Each unit has a door, hinged right

Notes:

Heights listed are nominal from floor to top of cabinet including 6" toe space. Actual cabinet height will be 6" less.

Finish selection for pulls and hinges is indicated on order form. See page 15 for options.

Model Number Information

Catalog #	Unit Dimensions W	x D	x H	Box Finish	Front Finish	Hinge	Pull	Locks
LTCR6	36" 45" 54"	14"	84"	T- TFL L- HPL O- Veneer, Oak M- Veneer, Maple	T- TFL L- HPL O- Veneer, Oak M- Veneer, Maple	H1 H2 H3 H4	P1 P2 P3 P4 P5	A- Alike I- Individual G- Group D- Digital N- None

Model Number Assembly

Catalog #		Unit Dimensions W	x	D	x	H		Box Finish		Front Finish		Hinge		Pull		Locks
LTCR6	-			1	4	8	4	-			-	H		P		

Example: LTCR6-541484-TT-H1P1N

Tall with 2 Open Units with Upper Cupboard Storage - LTO2UCS

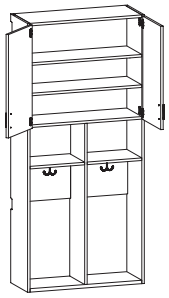

Description:

- Upper cupboard storage has 2 adjustable shelves
- 1 hook per lower locker unit

Notes:

Heights listed are nominal from floor to top of cabinet including 6" toe space. Actual cabinet height will be 6" less.

Finish selection for pulls and hinges is indicated on order form. See page 15 for options.

Model Number Information

Catalog #	Unit Dimensions W	x D	x H	Box Finish	Front Finish	Hinge	Pull	Locks
LTO2UCS	24" 30" 36"	14"	84"	T- TFL L- HPL O- Oak Veneer M- Maple Veneer	T- TFL L- HPL O- Oak Veneer M- Maple Veneer	H1 H2 H3 H4	P1 P2 P3 P4 P5	A- Alike I- Individual G- Group N- None D- Digital

Model Number Assembly

Catalog #		Unit Dimensions W	x	D	x	H		Box Finish		Front Finish		Hinge		Pull		Locks
LTO2UCS	-			1	4	8	4	-			-	H		P		

Example: LTO2UCS-361484-TT-H1P1N

Tall with 3 Open Units with Upper Cupboard Storage - LTO3UCS

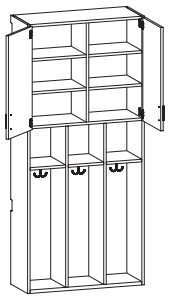

Description:

- Upper cupboard storage has 1 fixed vertical partition and 4 adjustable shelves
- 1 hook per lower locker unit

Notes:

Heights listed are nominal from floor to top of cabinet including 6" toe space. Actual cabinet height will be 6" less.

Finish selection for pulls and hinges is indicated on order form. See page 15 for options.

Model Number Information

Catalog #	Unit Dimensions W	x D	x H	Box Finish	Front Finish	Hinge	Pull	Locks
LTO3UCS	36" 45" 54"	14"	84"	T- TFL L- HPL O- Veneer, Oak M- Veneer, Maple	T- TFL L- HPL O- Veneer, Oak M- Veneer, Maple	H1 H2 H3 H 4	P1 P2 P3 P4 P5	A- Alike I- Individual G- Group N- None D- Digital

Model Number Assembly

Catalog #		Unit Dimensions W	x	D	x	H		Box Finish		Front Finish		Hinge		Pull		Locks
LTO3UCS	-			1	4	8	4	-			-	H		P		

Example: LTO3UCS-361484-TT-H1P1N

Introduction
General Storage Cabinets
Special Purpose Cabinets
Tiles
Workspace
Track & Accessories
Freestanding & Mobile Units
Finishes

eWall™ - BCS-001

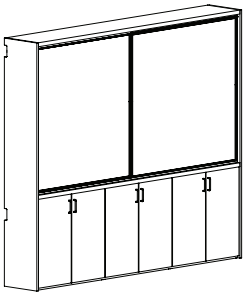

Description:

- 3 base cupboard storage units
- Sliding marker boards reveals adjustable shelves

Notes:

eWall™ mounts to the upper and lower track.

Marker boards slide on a 2 segment track.

Model Number Information

Catalog #	Unit Dimensions W	x D	x H	Box Finish	Front Finish	Hinge	Pull	Locks
eWall-BCS-001	92"	14" 20" 24"	84"	T- TFL L- HPL O- Veneer, Oak M- Veneer, Maple	T- TFL L- HPL O- Veneer, Oak M- Veneer, Maple	H1 H2 H3 H4	P1 P2 P3 P4 P5	A- Alike I- Individual G- Group D- Digital N- None

Model Number Assembly

Catalog #		Unit Dimensions W	x	D	x	H		Box Finish		Front Finish		Hinge		Pull		Locks
eWall-BCS-001	-	9	2			8	4	-			-	H		P		

Example: eWall-BCS-001-921484-TT-H1P1N

eWall™ - BCS-002

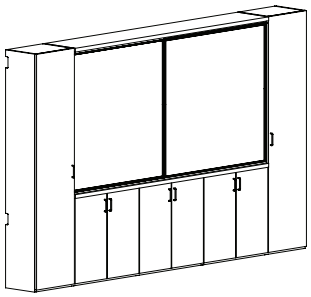

Description:

- 3 base cupboard storage units
- Sliding marker boards
- Upper storage
- Tall cabinets

Notes:

eWall™ mounts to the upper and lower track.

Marker boards slide on a 2 segment track.

Model Number Information

Catalog #	Unit Dimensions W	x D	x H	Box Finish	Front Finish	Hinge	Pull	Locks
eWall-BCS-002	126"	14" 20" 24"	84"	T- TFL L- HPL O- Veneer, Oak M- Veneer, Maple	T- TFL L- HPL O- Veneer, Oak M- Veneer, Maple	H1 H2 H3 H4	P1 P2 P3 P4 P5	A- Alike I- Individual G- Group D- Digital N- None

Model Number Assembly

Catalog #		Unit Dimensions W	x	D	x	H		Box Finish		Front Finish		Hinge		Pull		Locks
eWall-BCS-002	-	1	2	6		8	4	-			-	H		P		

Example: eWall-BCS-002-1261484-TT-H1P1N

eWall™ - BCS-003

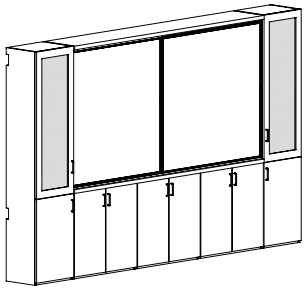

Description:

- Base cupboard storage units
- Sliding marker boards reveals adjustable shelves
- Upper Storage
- Tall cabinets with tack boards

Notes:

eWall™ mounts to the upper and lower track.

Marker boards slide on a 2 segment track.

Model Number Information

Catalog #	Unit Dimensions W	x D	x H	Box Finish	Front Finish	Hinge	Pull	Locks
eWall-BCS-003	126"	14" 20" 24"	84"	T- TFL L- HPL O- Veneer, Oak M- Veneer, Maple	T- TFL L- HPL O- Veneer, Oak M- Veneer, Maple	H1 H2 H3 H4	P1 P2 P3 P4 P5	A- Alike I- Individual G- Group D- Digital N- None

Model Number Assembly

Catalog #		Unit Dimensions W	x	D	x	H			Box Finish		Front Finish		Hinge		Pull		Locks
eWall-BCS-003	-	1	2	6			8	4	-			-	H		P		

Example: eWall-BCS-003-1261484-TT-H1P1N

eWall™ - BCSD-001



Description:

- Base cupboard storage units
- Base drawer storage
- Sliding marker boards reveals adjustable shelves

Notes:

eWall™ mounts to the upper and lower track.

Marker boards slide on a 2 segment track.

Model Number Information

Catalog #	Unit Dimensions W	x D	x H	Box Finish	Front Finish	Hinge	Pull	Locks
eWall-BCSD-001	92"	14" 20" 24"	84"	T- TFL L- HPL O- Veneer, Oak M- Veneer, Maple	T- TFL L- HPL O- Veneer, Oak M- Veneer, Maple	H1 H2 H3 H4	P1 P2 P3 P4 P5	A- Alike I- Individual G- Group D- Digital N- None

Model Number Assembly

Catalog #		Unit Dimensions W	x	D	x	H			Box Finish		Front Finish		Hinge		Pull		Locks
eWall-BCSD-001	-	9	2				8	4	-			-	H		P		

Example: eWall-BCSD-001-921484-TT-H1P1N

Introduction
General Storage Cabinets
Special Purpose Cabinets
Tiles
Workspace
Track & Accessories
Freestanding & Mobile Units
Finishes

eWall™ - BCSD-002

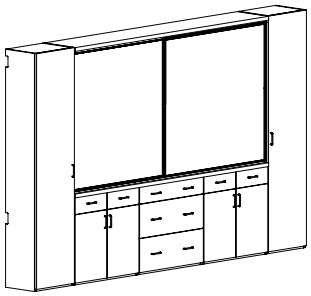

Description:

- Base cupboard storage units
- Base drawer storage
- Sliding marker boards reveals adjustable shelves
- Upper Storage

Notes:

eWall™ mounts to the upper and lower track.

Marker boards slide on a 2 segment track.

Model Number Information

Catalog #	Unit Dimensions W	x D	x H	Box Finish	Front Finish	Hinge	Pull	Locks
eWall-BCSD-002	126"	14" 20" 24"	84"	T- TFL L- HPL O- Veneer, Oak M- Veneer, Maple	T- TFL L- HPL O- Veneer, Oak M- Veneer, Maple	H1 H2 H3 H4	P1 P2 P3 P4 P5	A- Alike I- Individual G- Group D- Digital N- None

Model Number Assembly

Catalog #		Unit Dimensions W	x	D	x	H		Box Finish	Front Finish		Hinge	Pull	Locks
eWall-BCSD-002	-	1	2	6		8	4	-		-	H	P	

Example: eWall-BCSD-002-1261484-TT-H1P1N

eWall™ - BCSD-003

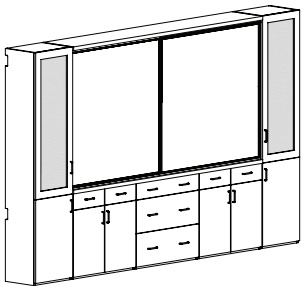

Description:

- Base cupboard storage units
- Base drawer storage
- Sliding marker boards reveals adjustable shelves
- Upper Storage
- Tall cabinets with tack boards

Notes:

eWall™ mounts to the upper and lower track.

Marker boards slide on a 2 segment track.

Model Number Information

Catalog #	Unit Dimensions W	x D	x H	Box Finish	Front Finish	Hinge	Pull	Locks
eWall-BCSD-003	126"	14" 20" 24"	84"	T- TFL L- HPL O- Veneer, Oak M- Veneer, Maple	T- TFL L- HPL O- Veneer, Oak M- Veneer, Maple	H1 H2 H3 H4	P1 P2 P3 P4 P5	A- Alike I- Individual G- Group D- Digital N- None

Model Number Assembly

Catalog #		Unit Dimensions W	x	D	x	H		Box Finish	Front Finish		Hinge	Pull	Locks
eWall-BCSD-003	-	1	2	6		8	4	-		-	H	P	

Example: eWall-BCSD-003-1261484-TT-H1P1N

Music Cabinet - SMC-81514

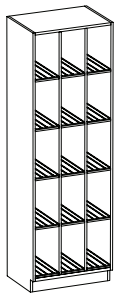

Description:

- 15 - 8" W x 14.625" H compartments
- Holds clarinets, flutes, piccolos or oboes

Notes:

Music cabinets are not track mounted.

Optional straight grille or HPL compartment doors available, add -SC to end of model number for straight grille doors or -HC for HPL compartment doors.

Model Number Information

Catalog #	Unit Dimensions W	x D	x H	Box Finish
SMC-81514	27"	19" 29"	85"	T- TFL L- HPL O- Veneer, Oak M- Veneer, Maple

Model Number Assembly

Catalog #		Unit Dimensions W	x	D	x	H		Box Finish
SMC-81514	-	2	7			8	4	-

Music Cabinet - SMC-981412514

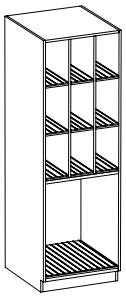

Description:

- 9 - 8" W x 14.625" H compartments - holds clarinets, flutes, piccolos or oboes
- 1 - 25.5" W x 25" H compartment - holds 1 French horn, alto horn or snare drum

Notes:

Music cabinets are not track mounted.

Optional straight grille or HPL compartment doors available, add -SC to end of model number for straight grille doors or -HC for HPL compartment doors.

Model Number Information

Catalog #	Unit Dimensions W	x D	x H	Box Finish
SMC-981412514	27"	29"	85"	T- TFL L- HPL O- Veneer, Oak M- Veneer, Maple

Model Number Assembly

Catalog #		Unit Dimensions W	x	D	x	H		Box Finish
SMC-981412514	-	2	7			8	5	-

Music Cabinet - SMC-101214



Description:

- 10 - 12.375" W x 14.625" H compartments
- Holds trumpets, cornets or alto saxophones

Notes:

Music cabinets are not track mounted

Optional straight grille or HPL compartment doors available, add -SC to end of model number for straight grille doors or -HC for HPL compartment doors.

Model Number Information

Catalog #	Unit Dimensions W	x D	x H	Box Finish
SMC-101214	27"	19" 29"	85"	T- TFL L- HPL O- Veneer, Oak M- Veneer, Maple

Model Number Assembly

Catalog #		Unit Dimensions W	x	D	x	H		Box Finish
SMC-101214	-	2	7			8	5	-

Example: SMC-101214-27-1485-TT-H1P1N

Music Cabinet - SMC-6121412525

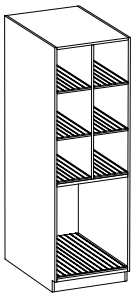

Description:

- 6 - 12.375" W x 14.625" H compartments - holds trumpets, cornets or alto saxophones
- 1 - 25.5" W x 25" H compartment - holds 1 French horn, alto horn or snare drum

Notes:

Music cabinets are not track mounted

Optional straight grille or HPL compartment doors available, add -SC to end of model number for straight grille doors or -HC for HPL compartment doors.

Model Number Information

Catalog #	Unit Dimensions W	x D	x H	Box Finish
SMC-6121412525	27"	19" 29"	85"	T- TFL L- HPL O- Veneer, Oak M- Veneer, Maple

Model Number Assembly

Catalog #		Unit Dimensions W	x	D	x	H		Box Finish
SMC-6121412525	-	2	7			8	5	-

Example: SMC-6121412525-271485-T

Music Cabinet - SMC-12578

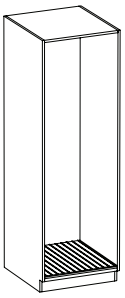

Description:

- 1 - 25.50" W x 78.50" H compartment
- Holds 1 string bass, contra bass clarinet or bass drum or general storage use

Notes:

Music cabinets are not track mounted.

Optional straight grille or HPL compartment doors available, add -SC to end of model number for straight grille doors or -HC for HPL compartment doors.

Model Number Information

Catalog #	Unit Dimensions W	x D	x H	Box Finish
SMC-12578	27"	29"	85"	T- TFL L- HPL O- Veneer, Oak M- Veneer, Maple

Model Number Assembly

Catalog #		Unit Dimensions W	x	D	x	H		Box Finish
SMC-12578	-	2	7	2	9	8	5	-

Example: SMC-125785-272985-T

Music Cabinet - SMC-1251412561

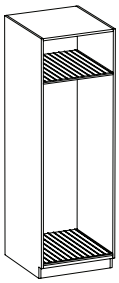

Description:

- 1 - 825.50" W x 14.625" H compartments
- 1 - 25.5" W x 61.875" H compartment
- 1 cello or guitar or general storage

Notes:

Music cabinets are not track mounted.

Optional straight grille or HPL compartment doors available, add -SC to end of model number for straight grille doors or -HC for HPL compartment doors.

Model Number Information

Catalog #	Unit Dimensions W	x D	x H	Box Finish
SMC-1251412561	27"	29"	85"	T- TFL L- HPL O- Veneer, Oak M- Veneer, Maple

Model Number Assembly

Catalog #		Unit Dimensions W	x	D	x	H		Box Finish
SMC-1251412561	-	2	7	2	9	8	5	-

Example: SMC-1251412-272985-T

Music Cabinet - SMC-32525

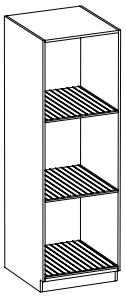

Description:

- 3 - 25.50" W x 25" H compartment
- Holds 3 French horns, alto horns or snare drums.

Notes:

Music cabinets are not track mounted.

Optional straight grille or HPL compartment doors available, add -SC to end of model number for straight grille doors or -HC for HPL compartment doors.

Model Number Information

Catalog #	Unit Dimensions W	x D	x H	Box Finish
SMC-32525	27"	29"	85"	T- TFL L- HPL O- Veneer, Oak M- Veneer, Maple

Model Number Assembly

Catalog #		Unit Dimensions W	x	D	x	H		Box Finish
SMC-32525	-	2	7	2	9	8	5	-

Example: SMC-32525-272985-T

Music Cabinet - SMC-34623



Description:

- 9 - 8" W x 14.625" H compartments - holds clarinets, flutes, piccolos or oboes
- 1 - 25.5" W x 25" H compartment - holds 1 French horn, alto horn or snare drum

Notes:

Music cabinets are not track mounted.

Optional straight grille or HPL compartment doors available, add -SC to end of model number for straight grille doors or -HC for HPL compartment doors.

Model Number Information

Catalog #	Unit Dimensions W	x D	x H	Box Finish
SMC-34623	48"	29"	85"	T- TFL L- HPL O- Veneer, Oak M- Veneer, Maple

Model Number Assembly

Catalog #		Unit Dimensions W	x	D	x	H		Box Finish
SMC-34623	-	4	8	2	9	8	5	-

Example: SMC-346235-482985-T

Music Cabinet - SMC-51214

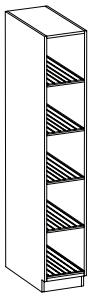

Description:

- 5 - 12.375" W x 14.625" H compartment
- Holds 5 trumpets, cornets or alto saxophones

Notes:

Music cabinets are not track mounted.

Optional straight grille or HPL compartment doors available, add -SC to end of model number for straight grille doors or -HC for HPL compartment doors.

Model Number Information

Catalog #	Unit Dimensions W	x D	x H	Box Finish
SMC-51214	27"	29"	85"	T- TFL L- HPL O- Veneer, Oak M- Veneer, Maple

Model Number Assembly

Catalog #		Unit Dimensions W	x	D	x	H		Box Finish
SMC-51214	-	2	7	2	9	8	5	-

Example: SMC-51214-272985-T

Music Cabinet - SMC-22537

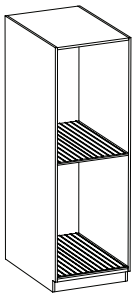

Description:

- 9 - 8" W x 14.625" H compartments - holds clarinets, flutes, piccolos or oboes
- 1 - 25.5" W x 25" H compartment - holds 1 French horn, alto horn or snare drum

Notes:

Music cabinets are not track mounted.

Optional straight grille or HPL compartment doors available, add -SC to end of model number for straight grille doors or -HC for HPL compartment doors.

Model Number Information

Catalog #	Unit Dimensions W	x D	x H	Box Finish
SMC-22537	48"	29"	85"	T- TFL L- HPL O- Veneer, Oak M- Veneer, Maple

Model Number Assembly

Catalog #		Unit Dimensions W	x	D	x	H		Box Finish
SMC-22537	-	4	8	2	9	8	5	-

Example: SMC-22537-482985-T

Music Cabinet - SMC-24637

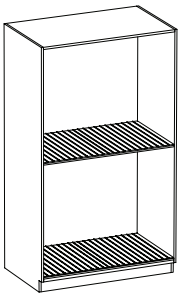

Description:

- 2 - 46.50" W x 37" H compartment
- Holds 2 tubas, sousaphones, Tri-toms or general storage

Notes:

Music cabinets are not track mounted.

Optional straight grille or HPL compartment doors available, add -SC to end of model number for straight grille doors or -HC for HPL compartment doors.

Model Number Information

Catalog #	Unit Dimensions W	x D	x H	Box Finish
SMC-24637	48"	29"	85"	T- TFL L- HPL O- Veneer, Oak M- Veneer, Maple

Model Number Assembly

Catalog #		Unit Dimensions W	x	D	x	H		Box Finish
SMC-24637	-	4	8	2	9	8	5	-

Example: SMC-24637-482985-T

Music Cabinet - SMC-68143848

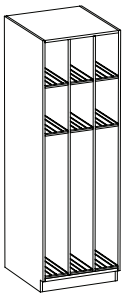

Description:

- 6 - 8" W x 14.625" H compartments holds clarinets, flutes or oboes
- 3 - 8" W x 48.25" H compartment - holds 3 guitars

Notes:

Music cabinets are not track mounted.

Optional straight grille or HPL compartment doors available, add -SC to end of model number for straight grille doors or -HC for HPL compartment doors.

Model Number Information

Catalog #	Unit Dimensions W	x D	x H	Box Finish
SMC-68143848	48"	29"	85"	T- TFL L- HPL O- Veneer, Oak M- Veneer, Maple

Model Number Assembly

Catalog #		Unit Dimensions W	x	D	x	H		Box Finish
SMC-68143848	-	4	8	2	9	8	5	-

Music Cabinet - SMC-6836

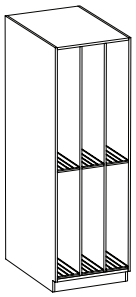

Description:

- 6 - 8" W x 38.25" H compartment
- Holds 6 acoustic guitars

Notes:

Music cabinets are not track mounted.

Optional straight grille or HPL compartment doors available, add -SC to end of model number for straight grille doors or -HC for HPL compartment doors.

Model Number Information

Catalog #	Unit Dimensions W	x D	x H	Box Finish
SMC-6836	27"	39"	85"	T- TFL L- HPL O- Veneer, Oak M- Veneer, Maple

Model Number Assembly

Catalog #		Unit Dimensions W	x	D	x	H		Box Finish
SMC-6836	-	2	7	3	9	8	5	-

Example: SMC-6836-273985-T

Music Cabinet - SMC-5814

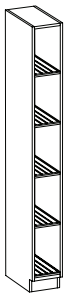

Description:

- 5 - 8" W x 14.625" H compartments - holds clarinets, flutes, piccolos or oboes

Notes:

Music cabinets are not track mounted.

Optional straight grille or HPL compartment doors available, add -SC to end of model number for straight grille doors or -HC for HPL compartment doors.

Model Number Information

Catalog #	Unit Dimensions W	x D	x H	Box Finish
SMC-5814	10"	19"	85"	T- TFL L- HPL O- Veneer, Oak M- Veneer, Maple

Model Number Assembly

Catalog #		Unit Dimensions W	x	D	x	H		Box Finish
SMC-5814	-	1	0	1	9	8	5	-

Music Cabinet - SMC-10814

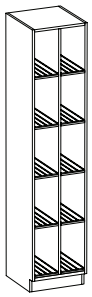

Description:

- 10 - 8" W x 14.625" H compartment
- Holds 10 clarinets, flutes piccolos, or oboes

Notes:

Music cabinets are not track mounted.

Optional straight grille or HPL compartment doors available, add -SC to end of model number for straight grille doors or -HC for HPL compartment doors.

Model Number Information

Catalog #	Unit Dimensions W	x D	x H	Box Finish
SMC-10814	18"	19"	85"	T- TFL L- HPL O- Veneer, Oak M- Veneer, Maple

Model Number Assembly

Catalog #		Unit Dimensions W	x	D	x	H		Box Finish
SMC-10814	-	1	8	1	9	8	5	-

Example: SMC-10814-181985-T

Music Cabinet - SMC-12814

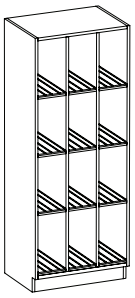

Description:

- 12 - 8" W x 14.625" H compartments - holds clarinets, flutes, piccolos or oboes

Notes:

Music cabinets are not track mounted.

Optional straight grille or HPL compartment doors available, add -SC to end of model number for straight grille doors or -HC for HPL compartment doors.

Model Number Information

Catalog #	Unit Dimensions W	x D	x H	Box Finish
SMC-12814	27"	19"	69"	T- TFL L- HPL O- Veneer, Oak M- Veneer, Maple

Model Number Assembly

Catalog #		Unit Dimensions W	x	D	x	H		Box Finish
SMC-12814	-	2	7	1	9	6	9	-

Example: SMC-12814-271969-T

Music Cabinet - SMC-81214



Description:

- 8 - 12.375" W x 14.625" H compartment
- Holds 8 trumpets, cornets or alto saxophones

Notes:

Music cabinets are not track mounted.

Optional straight grille or HPL compartment doors available, add -SC to end of model number for straight grille doors or -HC for HPL compartment doors.

Model Number Information

Catalog #	Unit Dimensions W	x D	x H	Box Finish
SMC-81214	27"	29"	69"	T- TFL L- HPL O- Veneer, Oak M- Veneer, Maple

Model Number Assembly

Catalog #		Unit Dimensions W	x	D	x	H		Box Finish
SMC-81214	-	2	7	2	9	6	9	-	

Example: SMC-81214-272969-T

Music Cabinet - SMC-12525

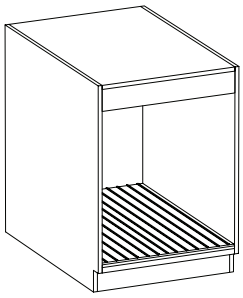

Description:

- 1 - 25.50" W x 25" H compartments
- Holds 1 baritone, euphonium or mellophone

Notes:

Music cabinets are not track mounted.

Optional straight grille or HPL compartment doors available, add -SC to end of model number for straight grille doors or -HC for HPL compartment doors.

Model Number Information

Catalog #	Unit Dimensions W	x D	x H	Box Finish
SMC-12525	27"	39"	38"	T- TFL L- HPL O- Veneer, Oak M- Veneer, Maple

Model Number Assembly

Catalog #		Unit Dimensions W	x	D	x	H		Box Finish
SMC-12525	-	2	7	3	9	3	8	-	

Example: SMC-12525-271938-T

Music Cabinet - SMC-6814

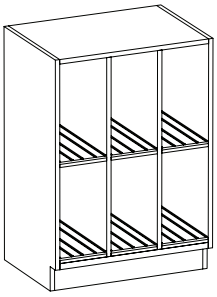

Description:

- 6 - 8" W x 14.625" H compartment
- Holds 6 clarinets, flutes piccolos, or oboes

Notes:

Music cabinets are not track mounted.

Optional straight grille or HPL compartment doors available, add -SC to end of model number for straight grille doors or -HC for HPL compartment doors.

Model Number Information

Catalog #	Unit Dimensions W	x D	x H	Box Finish
SMC-6814	27"	19"	38"	T- TFL L- HPL O- Veneer, Oak M- Veneer, Maple

Model Number Assembly

Catalog #		Unit Dimensions W	x	D	x	H		Box Finish
SMC-6814	-	2	7	1	9	3	8	-

Example: SMC-6814-271938-T

Music Cabinet - SMC-41214

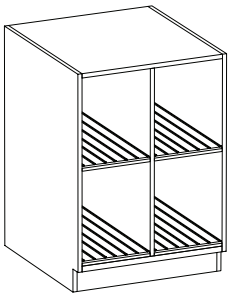

Description:

- 4 - 12" W x 14.625" H compartments - holds trumpets, cornets or alto saxophones

Notes:

Music cabinets are not track mounted.

Optional straight grille or HPL compartment doors available, add -SC to end of model number for straight grille doors or -HC for HPL compartment doors.

Model Number Information

Catalog #	Unit Dimensions W	x D	x H	Box Finish
SMC-41214	27"	19"	38"	T- TFL L- HPL O- Veneer, Oak M- Veneer, Maple

Model Number Assembly

Catalog #		Unit Dimensions W	x	D	x	H		Box Finish
SMC-41214	-	2	7	1	9	6	9	-

Example: SMC-41214-271969-T

Music Cabinet - SMC-21214



Description:

- 2 - 12.375" W x 14.625" H compartment
- Holds 2 trumpets, cornets or alto saxophones

Notes:

Music cabinets are not track mounted.

Optional straight grille or HPL compartment doors available, add -SC to end of model number for straight grille doors or -HC for HPL compartment doors.

Model Number Information

Catalog #	Unit Dimensions W	x D	x H	Box Finish
SMC-21214	14"	29"	38"	T- TFL L- HPL O- Veneer, Oak M- Veneer, Maple

Model Number Assembly

Catalog #		Unit Dimensions W	x	D	x	H		Box Finish
SMC-21214	-	1	4	2	9	3	8	-

Example: SMC-21214-142938-T

Music Cabinet - SMC-2814

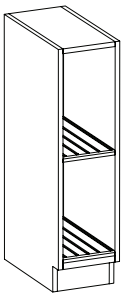

Description:

- 2 -8" W x 14.625" H compartments
- Holds 2 clarinets, flutes, piccolos or oboes

Notes:

Music cabinets are not track mounted.

Optional straight grille or HPL compartment doors available, add -SC to end of model number for straight grille doors or -HC for HPL compartment doors.

Model Number Information

Catalog #	Unit Dimensions W	x D	x H	Box Finish
SMC- 2814	10"	19"	38"	T- TFL L- HPL O- Veneer, Oak M- Veneer, Maple

Model Number Assembly

Catalog #		Unit Dimensions W	x	D	x	H		Box Finish
SMC-2814	-	1	0	1	9	3	8	-

Example: SMC-2814-101938-T

Music

elements by mediatechnologies®

Music Cabinet - SMC-4814

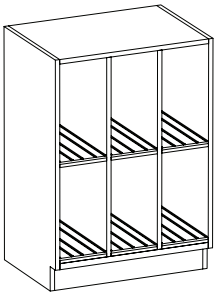

Description:

- 4 - 8" W x 14.625" H compartment
- Holds 4 clarinets, flutes piccolos, or oboes

Notes:

Music cabinets are not track mounted.

Optional straight grille or HPL compartment doors available, add -SC to end of model number for straight grille doors or -HC for HPL compartment doors.

Model Number Information

Catalog #	Unit Dimensions W	x D	x H	Box Finish
SMC-4814	18"	19"	38"	T- TFL L- HPL O- Veneer, Oak M- Veneer, Maple

Model Number Assembly

Catalog #		Unit Dimensions W	x	D	x	H		Box Finish
SMC-4814	-	1	8	1	9	3	8	-	

Example: SMC-4814-181938-T

NOTES:

Notes

elements
by mediatechnologies®

Table of Contents

Visual Guide.....99
Working With... 100
Drawing 101
Display 102
Slatwall Accessories.....104
Accessories 105

Visual Guide

Drawing

TMB
Pg. 101

TCB
Pg. 101

Display



TTAB
Pg. 102

TBB
Pg. 102

TKB
Pg. 103



TSDB
Pg. 103

Slatwall Accessories

SAWF
Pg. 104

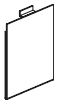

SASH
Pg. 104

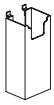

SASP
Pg. 104

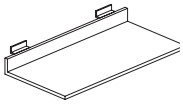

SAS
Pg. 104

SASB
Pg. 104

SPB
Pg. 104

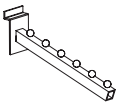

SABW
Pg. 104

SAESH
Pg. 104

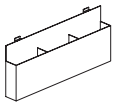

SATP
Pg. 104

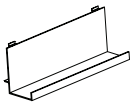

SAR
Pg. 104

SADSB
Pg. 104

Accessories

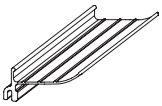

UT48
Pg. 105

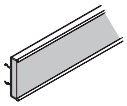

CS48
Pg. 105

Working With...

elements by mediatechnologies®

CONSTRUCTION DETAILS

IMPORTANT NOTE: Upper and lower horizontal mounting tracks are required for proper installation of elements Tiles

Tiles mount in between the upper and lower horizontal mounting tracks. They rest on the lower horizontal track and are secured with HTNSS set screws.

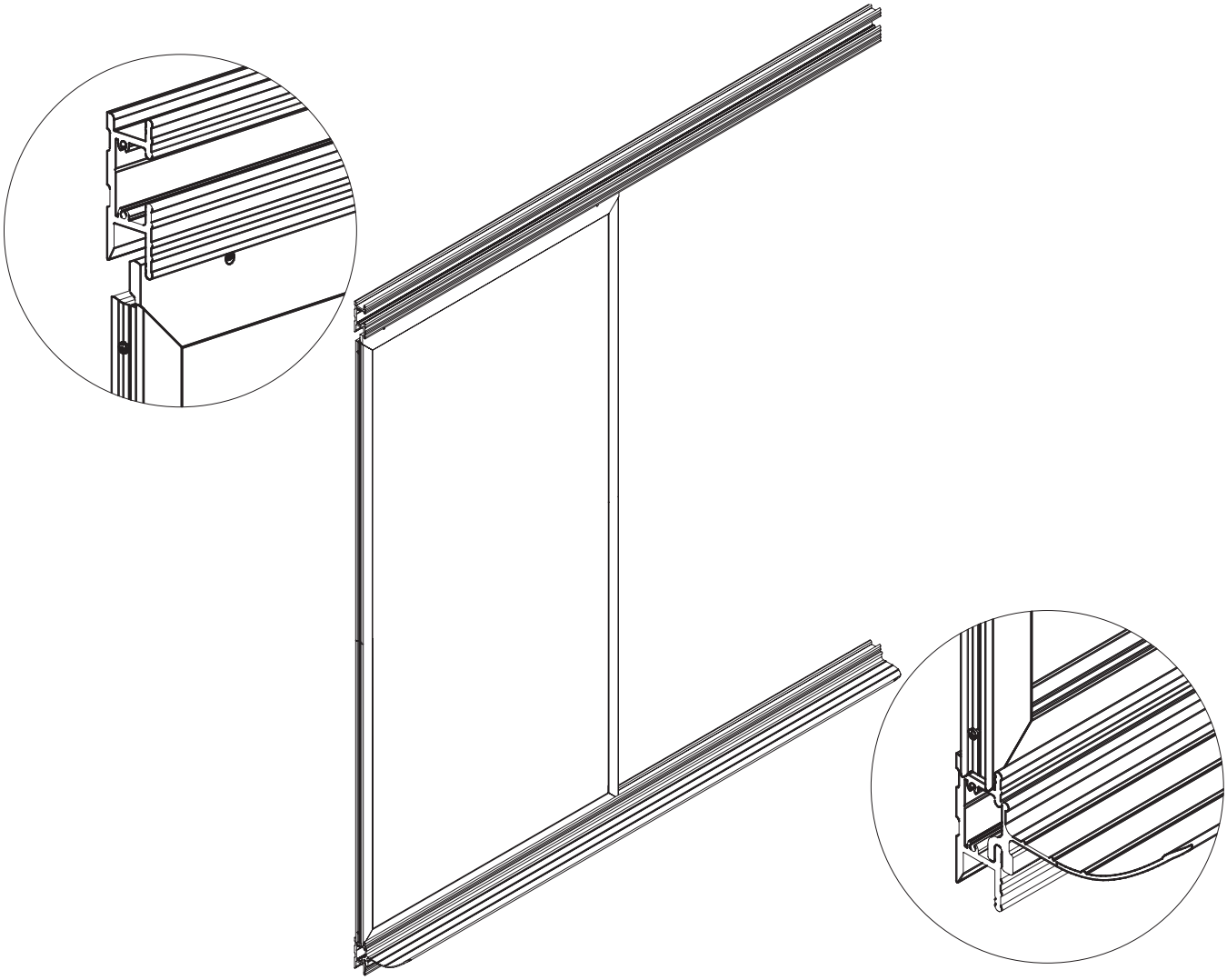

Marker Board - TMB

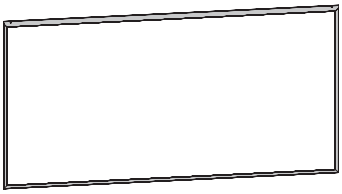

Description:

- Dry Erase Marker Board
- Porcelain coated steel is magnetic
- Available in 4 colors*
- Anodized aluminum frame

Notes:

*See Finishes Card.

Upper and lower horizontal mounting tracks are required for proper installation.

Requires HTNSS-.75 set screws, included.

Model Number Information

Catalog #	Unit Dimensions W	x H	Board Finish
TMB	48" 72" 96" 144"	48"	W= White A= Almond B= Blue K= Black

Model Number Assembly

Catalog #		Unit Dimensions W	x	H		Board Finish
TMB	-			4	8 -	

Example: TMB-7248-W

Chalk Board - TCB



Description:

- Available in 4 colors*
- Anodized aluminum frame

Notes:

*See Finishes Card.

Upper and lower horizontal mounting tracks are required for proper installation.

Requires HTNSS-.75 set screws, included.

Model Number Information

Catalog #	Unit Dimensions W	x H	Board Finish
TCB	48" 72" 96"	48"	K= Black G= Green S= Slate B= Blue

Model Number Assembly

Catalog #		Unit Dimensions W	x	H		Board Finish
TCB	-			4	8 -	

Example: TCB-7248-K

Display

elements by mediatechnologies®

Tackable Acoustic Board - TTAB

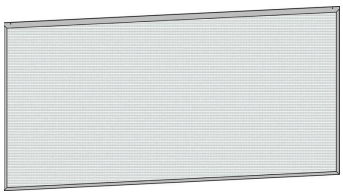

Description:

- Core material is acoustical fiberglass
- Covered in your choice of durable fabric
- Anodized aluminum frame

Notes:

Fabric selection is indicated on order form.

See Finishes Card for details.

Upper and lower horizontal mounting tracks are required for proper installation.

Requires HTNSS-.75 set screws, included.

Model Number Information

Catalog #	Unit Dimensions W x H	
TTAB	24" 48" 72"	48"

Model Number Assembly

Catalog #		Unit Dimensions W x H			
TTAB	-			4	8

Example: TTAB-7248

Bulletin Board - TBB

Description:

- Forbo resilient material has the ability to self-heal from tack and pin punctures
- Matte finish reduces glare and is washable
- Available in 4 colors*
- Anodized aluminum frame

Notes:

*See Finishes Card.

Upper and lower horizontal mounting tracks are required for proper installation.

Requires HTNSS-.75 set screws, included.

Model Number Information

Catalog #	Unit Dimensions W x H		Board Finish
TBB	24" 48" 72"	48"	A= Almond B= Blue G= Green K= Black

Model Number Assembly

Catalog #		Unit Dimensions W x H					Board Finish
TBB	-			4	8	-	

Example: TBB-7248-A

Cork Board - TKB

Description:

- High density cork material*
- Anodized aluminum frame

Notes:

*See Finishes Card.

Upper and lower horizontal mounting tracks are required for proper installation.

Requires HTNSS-.75 set screws, included.

Model Number Information

Catalog #	Unit Dimensions W	x H
TKB	24" 48" 72"	48"

Model Number Assembly

Catalog #		Unit Dimensions W	x	H	
TKB	-			4	8

Example: TKB-7248

Slatwall Display Board - TSDB



Description:

- Anodized aluminum frame
- Slotted to accept accessories, see page 86

Notes:

Choose from any standard laminate or veneer.

See Finishes Card.

Includes black PVC slatwall liners.

Upper and lower horizontal mounting tracks are required for proper installation.

Requires HTNSS-.75 set screws, included.

Model Number Information

Catalog #	Unit Dimensions W	x H	Board Finish
TSDB	24" 48"	48"	L- HPL O- Oak Veneer M- Maple Veneer

Model Number Assembly

Catalog #		Unit Dimensions W	x	H		Board Finish
TSDB	-			4	8	-

Example: TSDB-4848-L

Slatwall Accessories

elements by mediatechnologies®

3/4" Square Tube Hook Waterfall - SAWF

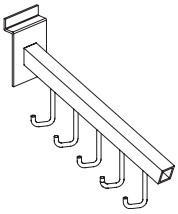

- Available in Chrome, Black & White
- Metal

Model Number Information

Model #	Description
SAWF-C	Chrome
SAWF-B	Black
SAWF-W	White

3/4" Square Tube Ball Hook Waterfall - SABW

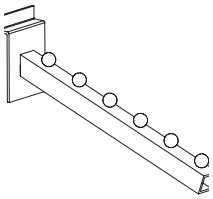

- Available in Chrome, Black & White
- Metal

Model Number Information

Model #	Description
SABW-C	Chrome
SABW-B	Black
SABW-W	White

Sign Holders - SASH

- Clear Acrylic

Model Number Information

Model #	Description
SASH-57	5.5" W x 7" H
SASH-811	8" W x 11" H
SASH-1117	11" W x 17" H
SASH-1711	17" W x 11" H

Economy Sign Holders - SAESH

- Clear Acrylic

Model Number Information

Model #	Description
SAESH-57	5.5" W x 7" H
SAESH-811	8" W x 11" H
SAESH-1117	11" W x 17" H
SAESH-1711	17" W x 11" H

Literature Holder Single Pocket - SASP

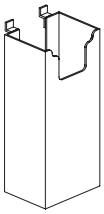

- Single Pocket
- Molded Plastic

Model Number Information

Model #	Description
SASP-49	4" W x 9" H
SASP-811	8" W x 11" H

Literature Holder Three Pocket - SATP

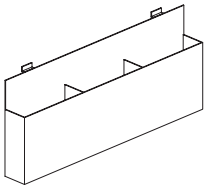

- 3 Pockets, 3" deep
- Clear Acrylic

Model Number Information

Model #	Description
SATP	8.5" W x 11" H

Shelves - SAS

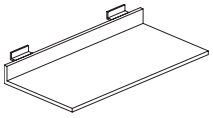

- 1/4" thick
- Clear Acrylic

Model Number Information

Model #	Description
SAS612	6" D x 12" W
SAS616	6" D x 16" W

Tilting "J" Racks - SAR

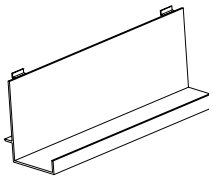

- 3/16" thick
- Clear Acrylic
- 1-1/4" front lip

Model Number Information

Model #	Description
SAR24	5-1/4" depth x 24" long

Small Basket - SASB

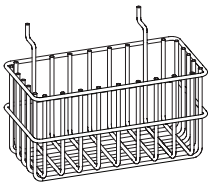

- Extends 6" from wall
- 12" wide x 6" deep
- Available in Chrome, Black or White

Model Number Information

Model #	Description
SASB-C	Chrome
SASB-B	Black
SASB-W	White

Deep Sloping Basket - SADSB

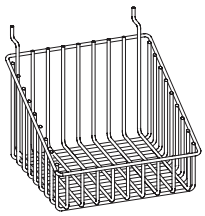

- Extends 12" from wall
- 12" wide x 8" back, 3" front
- Available in Chrome, Black or White

Model Number Information

Model #	Description
SADSB-C	Chrome
SADSB-B	Black
SADSB-W	White

Bin - SPB

- 10"W x 12"D x 3"H
- Lightweight Plastic

Model Number Information

Model #	Description
SPB	Black

Utensil Tray - UT48

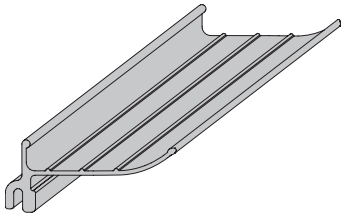

Model Number: UT48

Description:

- Anodized aluminum frame
- Available in 48" sections

Notes:

Mounts to horizontal track above or below tile.

Requires HTNSS-.25 set screws, included.

Model Number Information

Model #	Description
UT48	Utensil Tray

Cork Strip - CS48

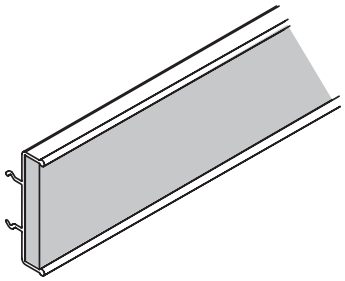

Model Number: CS48

Description:

- 1/4" thick cork
- Available in 48" sections

Notes:

Snaps directly onto the horizontal track.

Model Number Information

Model #	Description
CS48	Cork Strip

NOTES:

Table of Contents

Visual Guide 108
Working With... 110
Worksurfaces 116
- Rectangular 116
- Nipped Corners 117
- Square / Round 118
- Corner 119
- Conference Corner 120
- P-Top 121
- Bow Front 122
- D and Race Track 123

Worksurface Supports 124
- Steel Legs / Steel Bases 124
- Wood Panels 126

Modesty Panel 129
- Wood Modesty Panels 129

Worksurface Supports 130
- Steel Pedestals 130
- Steel Lateral Files 133

Freestanding 136
- Steel Lateral File / Storage Cabinet 136
- Steel Wardrobe Towers 137

Mobile 138
- Steel Pedestals 138

Worksurface Supports 140
- Wood Pedestals 140

Worksurface Supports 142
- Wood Lateral Files 142

Freestanding 143
- Wood Lateral Files 143
- Wood Cupboard Storage with Lateral Files 144
- Wood Bookcase 145
- Wood Pedestal 146

Mobile 146
Upper Storage 148
- Wood Open Storage 148
- Wood Cupboard Storage 149
- Wood Cupboard with Folio Storage 150
- Wood Locker Shelf 151

Visual Guide

elements by mediatechnologies®

Workspace

Worksurfaces

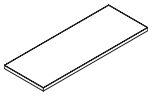
WS
Pg. 116

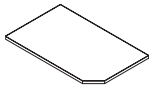
WSNL
Pg. 117

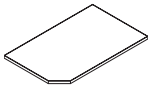
WSNR
Pg. 117

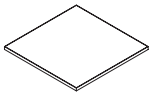
WS
Pg. 118

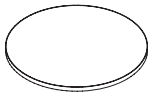
WS
Pg. 118

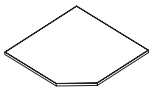
WSCS
Pg. 119

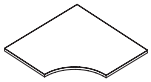
WSCR
Pg. 119

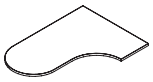
WSCCL
Pg. 120

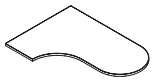
WSCCR
Pg. 120

WSPL
Pg. 121

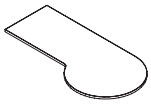
WSPR
Pg. 121

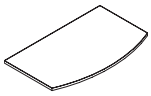
WSB
Pg. 122

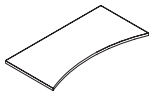
WSBC
Pg. 122

WSD
Pg. 123

WSRT
Pg. 123

Worksurface Supports - Steel- Legs

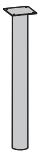
ML-3
Pg. 124


APL
Pg. 124

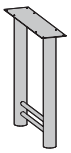
DSL-14
Pg. 124

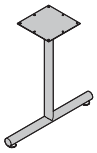
MT-22
Pg. 125

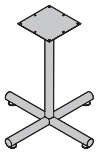
MX-22
Pg. 125

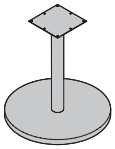
O-22
Pg. 125

Worksurface Supports - Wood

Modesty Panel

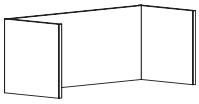
WDC
Pg. 126

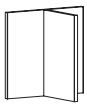
DC
Pg. 126

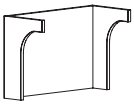
WDCKRL
Pg. 127

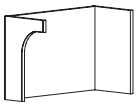
WDCKL
Pg. 127

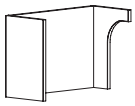
WDCKR
Pg. 128

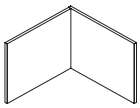
WDCC
Pg. 128

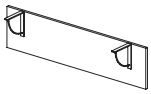
EW-MOD
Pg. 129

Worksurfaces Supports - Steel - File Storage

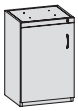
WPSCL-S
Pg. 130

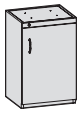
WPCSR-S
Pg. 130

WP121222-S
Pg. 131

WP661222-S
Pg. 131

WP661230-S
Pg. 132

WSLF2-S
Pg. 133

Freestanding - Steel

FSLF2-S
Pg. 134

FSLF3-S
Pg. 134

FSLF4-S
Pg. 135

FSCSLF2-S
Pg. 136

FSWTL-S
Pg. 137

FSWTR-S
Pg. 137

Mobile - Steel - Pedestal

WMP121222-S
Pg. 138

WMP661222-S
Pg. 138

WMP361222-S
Pg. 139

WHP61222-S
Pg. 139

Worksurface Supports - Wood - File Storage

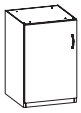
WPCSL-W
Pg. 140

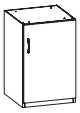
WPCSR-W
Pg. 140


WS121222-W
Pg. 141

WS661222-W
Pg. 141

WSLF2-W
Pg. 142

Freestanding - Wood - Lateral Files and Bookcases

FSLF2-W
Pg. 143

FSCSLF2-W
Pg. 144

FSCSLF3-W
Pg. 144

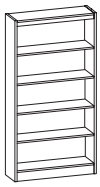
21-6012
Pg. 145

FSOSLF2-W
Pg. 145

Mobile - Wood - Pedestal

WMP121222-W
Pg. 146

WMP661222-W
Pg. 146

WMP361222-W
Pg. 147

Hanging - Wood - Pedestal

WHP61222-W
Pg. 147

Upper Storage

WKWOS
Pg. 148

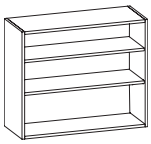
WOS
Pg. 148

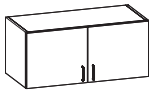
WCS
Pg. 149

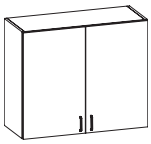
WCS
Pg. 149

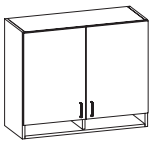
WCSFS
Pg. 150

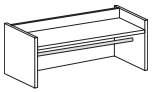
LSR
Pg. 151

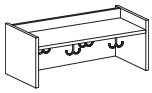
LSH
Pg. 151

Working With...

Workspace

Workspace is a system of components which allows you to create spaces that match your individual work style. You can design each space for task specific applications without sacrificing your budget or design while creating pleasing and distinctive environments.

Workspace includes the components to create desks, credenzas and tables as well as a variety of versatile storage options. The components are modular so you can easily move or reconfigure as your needs change.

Workspace can be configured to match a wide variety of budgets. It is track mountable, or can be free standing when supported by steel bases or wood panels. The track mounted option makes it easy to scribe around architectural obstacles. Workspace coordinates with the entire **elements™** offering, including the Storage Cabinets, Tiles and Mobile and Freestanding Cabinets.

Mix or match a wide variety of shapes, colors and textures.

Design elements for your space include:

- Standard selection of 11 thermally fused melamines
- Standard grade laminate from Formica, Pionite or Wilsonart*
- Wood or laminate work surface
- Wood cabinets and support
- Steel cabinets and support with a variety of powder coat finishes
- Steel cabinets with laminate or wood fronts

* Wilsonart Aeon and HD laminates require an upcharge

Edges

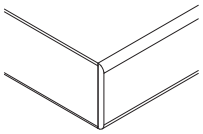

C- 3mm PVC- has a 1/8" radius at the top, bottom and corners. PVC is offered in 17 standard colors, see Finishes Card.

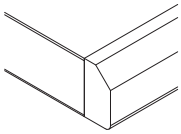

J- 5/8" wood- has a 1/2" bevel top. Available in Oak or Maple in 12 standard stains, see Finishes Card. Custom stains available at additional cost, contact factory.

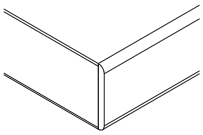

E- 3mm wood- has a 1/8" radius at the top, bottom and corners. Available in Oak or Maple in 12 standard stains, see Finishes Card. Custom stains available at additional cost, contact factory.

Pull Options for Steel Construction*

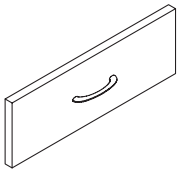

N-Satin Nickel Loop

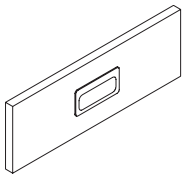

R-Recessed

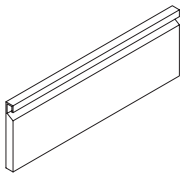

A-Full

*See page 15 for information on pulls for laminate or veneer front construction option.

Counter weights for Steel Construction

Counter weights are not necessary for worksurface supporting and hanging pedestals.

ANSI-BIFMA Stability Standards

Counter weights are required for all lateral files including all roll-out drawers or shelves.

Fixed shelf lateral files do not require counter weights, nor do lateral files that are anchored to a wall or ganged together. See specific lateral file descriptions to determine counter weight requirements.

Working With...

Workspace

elements by mediatechnologies®

Track Mounted

Step #1. Define Space
Pick your worksurface, hang horizontal track

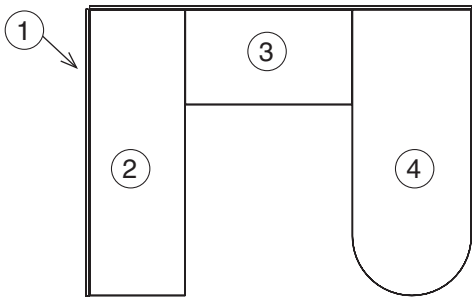

Step 1	Cat. #	Description
1 -	HT-96	Track-96"
2 -	WS-E-2472	Rectangular Worksurface, 24" D x 72" W
3 -	WS-E-2442	Rectangular Worksurface, 24" D x 42" W
4 -	WSD-E-3072	D-Top Worksurface, 30" D x 72" W

Step #2. Add Storage/Support

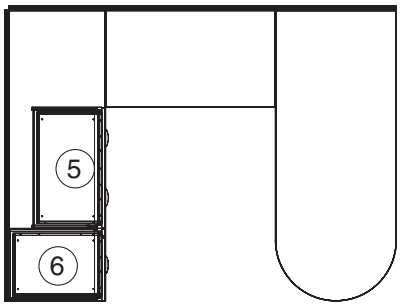

Step 2	Cat. #	Description
5 -	WSLF2-W-18	Worksurface support Lateral file 2 drawer - wood, 36" W x 18" D x 27.25" H
6 -	WS121222-W	Worksurface pedestal support 2 file drawer- wood, 18" W x 22" D x 27.25" H

Step #3. Complete Support

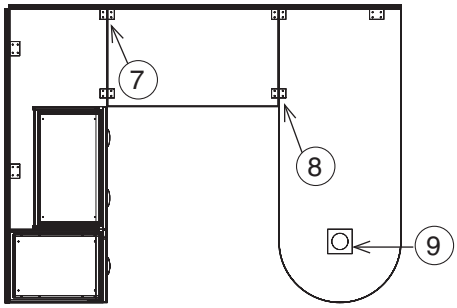

Step 3	Cat. #	Description
7 -	WSB	Work Support Bracket
8 -	WMP	Worksurface Mending Plate
9 -	ML-3	3" Post Leg

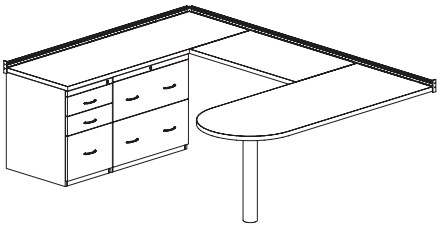

Step #4. Complete Storage

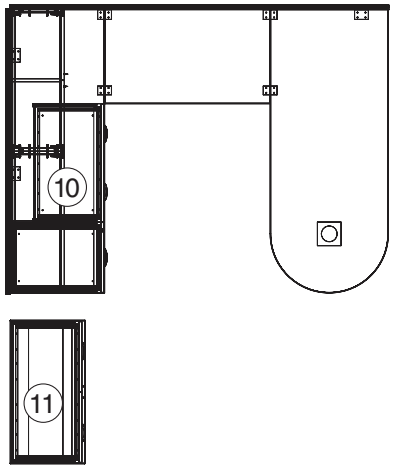

Step 4	Cat. #	Description
10 -	WCSFS-241430	Cupboard Storage with Lower Folio Cubbies 24" W x 14" D x 30" H
11 -	FSCSLF2-W	Freestanding Cupboard Storage with 2 Lateral File Drawers -36" W x 18" D x 72" H

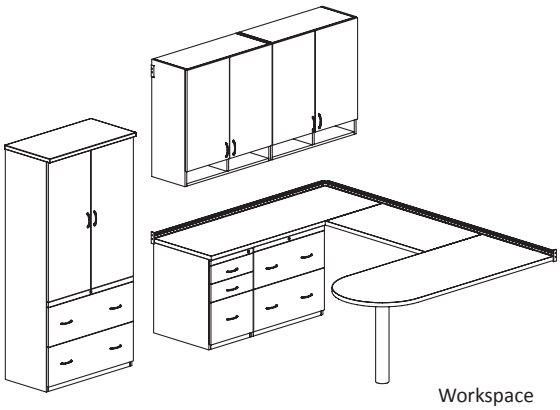

Freestanding

Step 1	Cat. #	Description
1 -	WS-E-2472	Rectangular Worksurface, 24" D x 72" W
2 -	WS-E-2442	Rectangular Worksurface, 24" D x 42" W
3 -	WSD-E-3072	D-Top Worksurface, 30" D x 72" W

Step #1. Define Space
Pick your worksurface

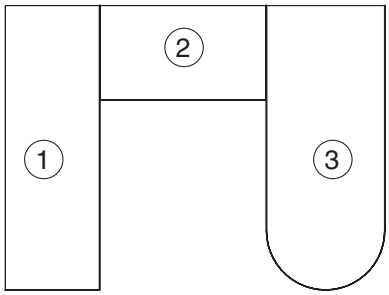

Step 2	Cat. #	Description
4 -	WSLF2-W -18	Worksurface support Lateral file 2 drawer - wood, 36" W x 18" D x 27.25" H
5 -	WS121222-W	Worksurface pedestal support 2 file drawer- wood, 18" W x 22" D x 27.25" H

Step #2. Add Storage/Support

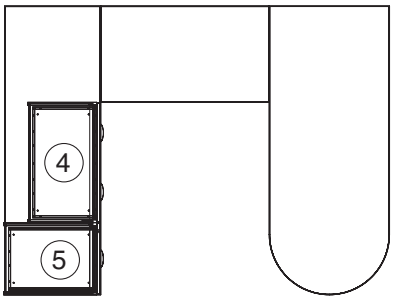

Step 3	Cat. #	Description
6 -	WDCC-2424	Worksurface Corner Return Support, 24" D x 24" W
7 -	WDCKRL-1842	Knee Space Panel, 18" D x 42" W
8-	DC-29	Worksurface Support D or P Top, 29"
9-	ML-3	3" Post Leg

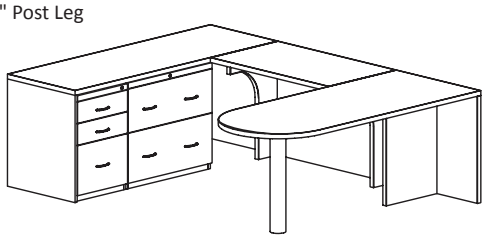

Step #3. Complete Support

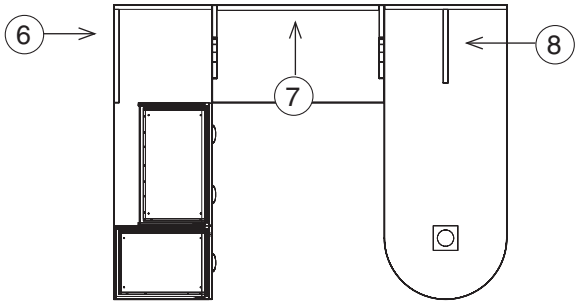

Step 4	Cat. #	Description
10 -	WCSFS-241430	Cupboard Storage with Lower Folio Cubbies 24" W x 14" D x 30" H
11 -	FSCSLF2-W	Freestanding Cupboard Storage with 2 Lateral File Drawers -36" W x 18" D x 72" H



Step #4. Complete Storage

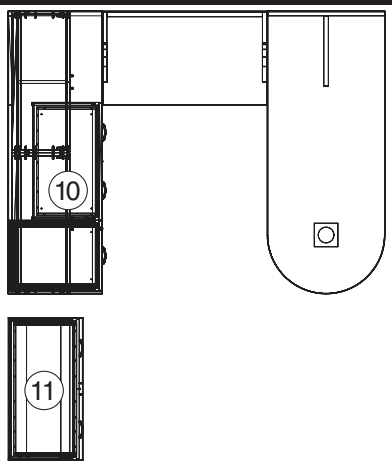

Working With...

Workspace

Track Mounted

Diagram 1

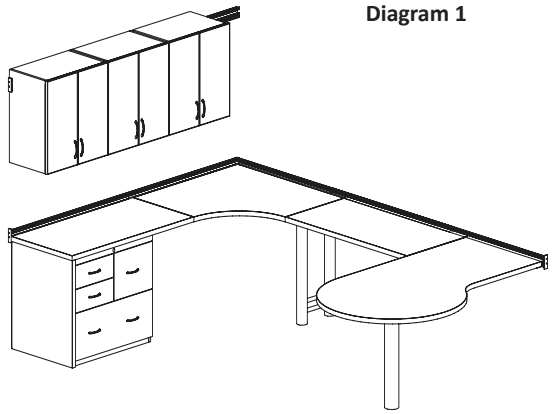

Track Mounted Diagram 1

4	HT-96	Wall Track 96"
3	WCS-241430	Wall Cupboard Storage
2	WS-C-2442	Rectangular Worksurface
1	WSCR-C-42/2424	Corner Worksurface with Radius Edge
1	WSPL-C-3072	P-Top Worksurface with Left Return
1	WP661230-S	Worksurface Support File Center
1	DSL-14	Double Support Leg
1	ML-3	Post Leg
5	WSB	Worksurface Bracket
2	WMP	Worksurface Mounting Plate

Diagram 2

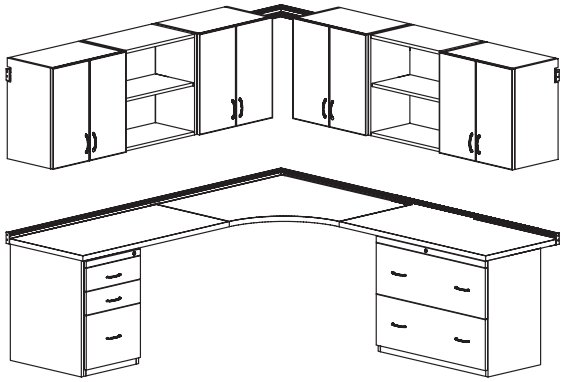

Track Mounted Diagram 2

4	HT-96	Wall Track 96"
4	WCS-241430	Wall Cupboard Storage
2	WOS-241430	Wall Open Storage
2	WS-E-2448	Rectangular Worksurface
1	WSCR-E-42/2424	Corner Worksurface w/Radius Edge
1	WS661222-W	Pedestal Worksurface Support
1	WSLF2-W	Worksurface Support Lateral File
3	WSB	Worksurface Support Bracket
2	WMP	Worksurface Mounting Bracket

Freestanding

Diagram 1

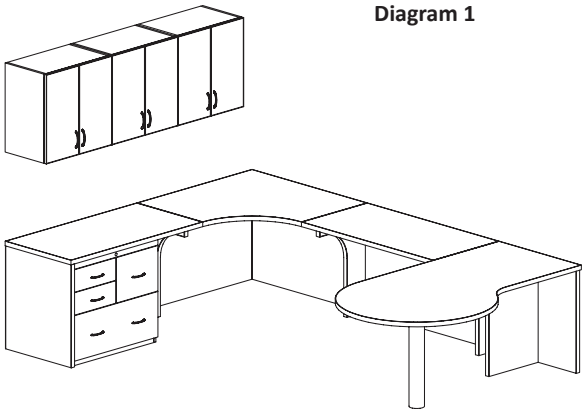

Freestanding Diagram 1

3	WCS2-241430	Wall Cupboard Storage
2	WS-C-2442	Rectangular Worksurface
1	WSCR-C-42/2424	Corner Worksurface w/Radius Edge
1	WSPL-C-3072	P-Top Worksurface with Left Return
1	WP661230-S	Worksurface Support File Center
1	WDCKR-1842	Knee Space Panel Right
1	WDCC-4242	Worksurface Corner Return Support
1	WDCKL-2442	Knee Space Panel Left/Right
1	DC-29	Worksurface Support D or P Top
1	ML-3	Post Leg

Diagram 2

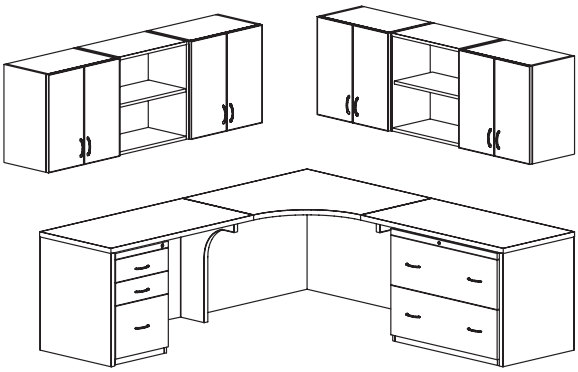

Freestanding Diagram 2

4	WCS2-241430	Wall Cupboard Storage
2	WOS-241430	Wall Open Storage
2	WS-E-2448	Rectangular Worksurface
1	WSCR-E-42/2424	Corner Worksurface w/ Radius Edge
1	WS661222-W	Pedestal Worksurface Support
1	WSLF2-W	Worksurface Support Lateral File
1	WDCKR-1848	Knee Space Panel Right
1	WDCC-4242	Worksurface Corner Return Support
1	WDCKL-1848	Knee Space Panel Left

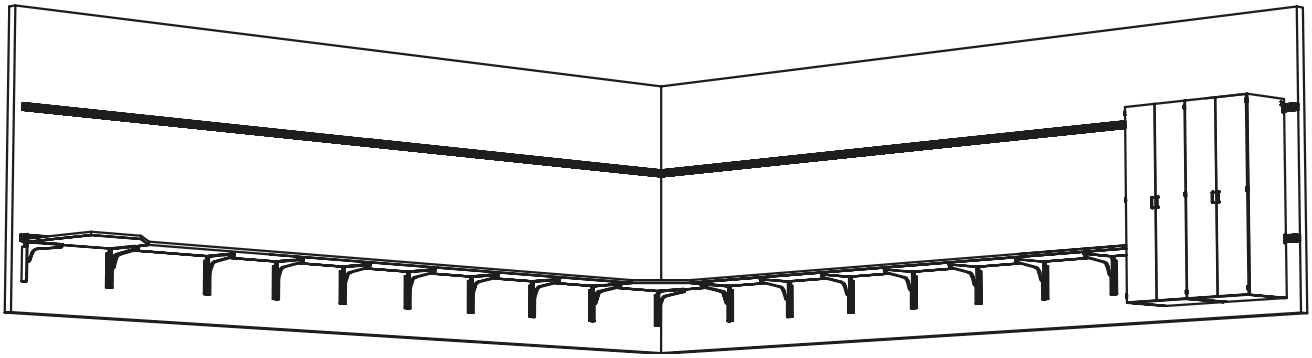

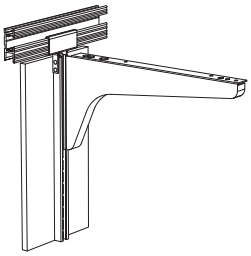

Workspace - Cantilevered Supports

Whether you are creating an entire computer lab or simply adding a workstation to your space, the track mounted cantilever supports provide strength and flexibility. The support arms provide adjustment at one inch intervals, from 23" to 29" high. Since the surfaces are track mounted, if your needs change, you can remove or reconfigure them without any damage to the wall. Supports are available for both 24" and 30" worksurface depths.

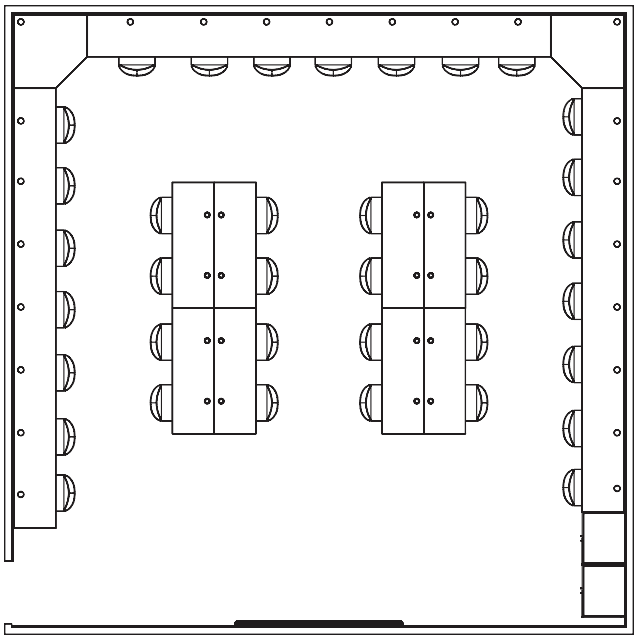

Computer Lab

2	WSC-C-42/2424	Corner Worksurface, 42" D x 42" W, 24" returns
6	WS-C-2472	Worksurface, 24" D x 72" W
3	WS-C-24108	Worksurface, 24" D x 108" W
26	WVS	Worksurface Vertical Supports
17	WSAR-16	16" RH Cantilever support
17	WSAL-16	16" LH Cantilever support
21	HT-96	96" Wall Track
22	HTACS	Track Splice
2	HTAEC	Track End Cap
2	TCS-302084	Tall Storage, 20" D x 30" W x 84" H
4	WCT-C-2472	WCT Table w/intermediate leg-24" D x 72" W

Introduction
General Storage Cabinets
Special Purpose Cabinets
Tiles
Workspace
Track & Accessories
Freestanding & Mobile Units
Finishes

Worksurfaces

Rectangular

Rectangular Worksurface - WS

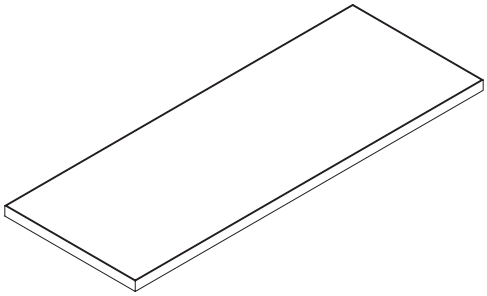

Notes:

If ordering grommets a drawing must be submitted indicating placement and quantity.

If no grommets are required do not indicate a letter code in model number.

Model Number Information

Catalog #	Edge	Unit Dimensions D" x W"	Top Finish	Grommet
WS	C- 3mm PVC E- 3mm Wood J- 5/8" Wood Bevel	2030 2430 3630 2036 2436 3036 2042 2442 3042 3642 2048 2448 3048 3648 2060 2460 3060 3660 2072 2472 3072 3672 2084 2484 3084 3684 2096 2496 3096 3696 20120 24120 30120 36120 20144 24144 30144 36144	L- HPL O- Oak Veneer M- Maple Veneer	G- Grommet

Model Number Assembly

Catalog #	Edge	Unit Dimensions D" x W"	Top Finish	Grommet
WS -	-	-	-	

Example: WS-C-3036-L-G

Worksurface with Nipped Left Corner - WSNL

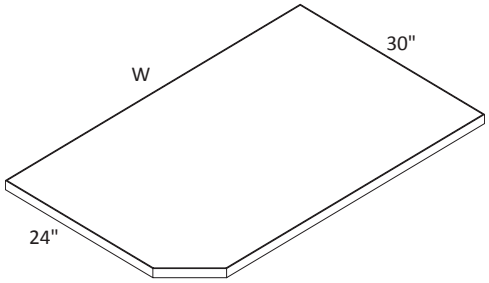

Notes:

If ordering grommets a drawing must be submitted indicating placement and quantity.

If no grommets are required do not indicate a letter code in model number.

Model Number Information

Catalog #	Edge	Unit Dimensions D" x W"	Top Finish	Grommet
WSNL	C- 3mm PVC E- 3mm Wood J- 5/8" Wood Bevel	3030 3036 3042 3048 3060 3072 3084 3096	L- HPL O- Oak Veneer M- Maple Veneer	G- Grommet

Model Number Assembly

Catalog #	Edge	Unit Dimensions D" x W"	Top Finish	Grommet
WSNL -	-	-	-	

Example: WSNL-C-3060-L-G

Worksurface with Nipped Right Corner - WSNR

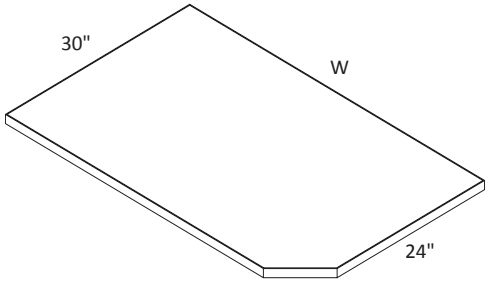

Notes:

If ordering grommets a drawing must be submitted indicating placement and quantity.

If no grommets are required do not indicate a letter code in model number.

Model Number Information

Catalog #	Edge	Unit Dimensions D" x W"	Top Finish	Grommet
WSNR	C- 3mm PVC E- 3mm Wood J- 5/8" Wood Bevel	3030 3036 3042 3048 3060 3072 3084 3096	L- HPL O- Oak Veneer M- Maple Veneer	G- Grommet

Model Number Assembly

Catalog #	Edge	Unit Dimensions D" x W"	Top Finish	Grommet
WSNR -	-	-	-	

Example: WSNR-C-3060-L-G

Introduction
General Storage Cabinets
Special Purpose Cabinets
Tiles
Workspace
Track & Accessories
Freestanding & Mobile Units
Finishes

Worksurfaces

Square / Round

Square Worksurface - WS

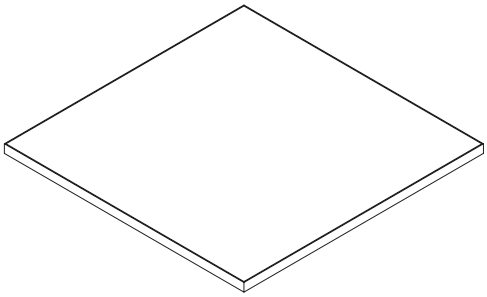

Notes:

If ordering grommets a drawing must be submitted indicating placement and quantity.

If no grommets are required do not indicate a letter code in model number.

Model Number Information

Catalog #	Edge	Unit Dimensions D" x W"	Top Finish	Grommet
WS	C- 3mm PVC E- 3mm Wood J- 5/8" Wood Bevel	3030 3636 4242 4848	L- HPL O- Oak Veneer M- Maple Veneer	G- Grommet

Model Number Assembly

Catalog #	Edge	Unit Dimensions D" x W"	Top Finish	Grommet
WS -	-	-	-	

Example: WS-C-3030-L-G

Round Worksurface - WS

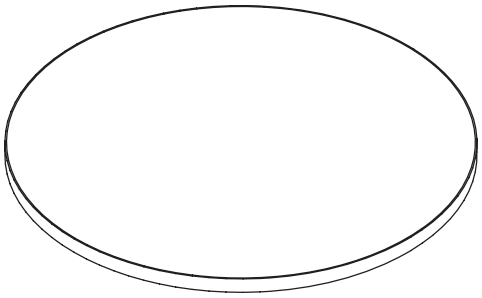

Notes:

If ordering grommets a drawing must be submitted indicating placement and quantity.

If no grommets are required do not indicate a letter code in model number.

Model Number Information

Catalog #	Edge	Unit Dimensions Diam. "	Top Finish	Grommet
WS	C- 3mm PVC E- 3mm Wood J- 5/8" Wood Bevel	0036 0042 0048	L- HPL O- Oak Veneer M- Maple Veneer	G- Grommet

Model Number Assembly

Catalog #	Edge	Unit Dimensions Diam. "	Top Finish	Grommet
WS -	-	-	-	

Example: WS-C-0036-L-G

Corner Worksurface with Straight Edge - WSCS

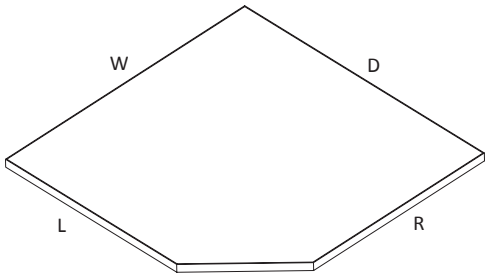

Notes:

If ordering grommets a drawing must be submitted indicating placement and quantity.

If no grommets are required do not indicate a letter code in model number.

Dimensions listed are in inches and refer to the Corner measurements (W and D will be the same) / Left Return (L) and Right Return (R).

Model Number Information

Catalog #	Edges	Unit Dimensions Corner/Returns	Top Finish	Grommet
WSCS	C-3mm PVC E-3mm Wood J- 5/8" Wood Bevel	42/2424 42/3024 42/2430 42/3030 48/2424 48/3024 48/2430 48/3030	L- HPL O- Oak Veneer M- Maple Veneer	G-Grommet

Model Number Assembly

Catalog #	Edge	Unit Dimensions Corner/Returns	Top Finish	Grommet
WSCS -	-	-	-	

Example: WSCS-C-42/3030-L-G

Corner Worksurface with Radius Edge - WSCR

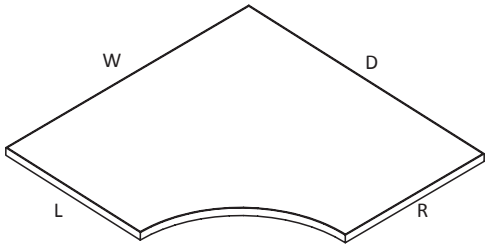

Notes:

If ordering grommets a drawing must be submitted indicating placement and quantity.

If no grommets are required do not indicate a letter code in model number.

Dimensions listed are in inches and refer to the Corner measurements (W and D will be the same) / Left Return (L) and Right Return (R).

Model Number Information

Catalog #	Edges	Unit Dimensions Corner/Returns	Top Finish	Grommet
WSCR	C-3mm PVC E-3mm Wood J- 5/8" Wood Bevel	42/2424 42/3024 42/2430 42/3030 48/2424 48/3024 48/2430 48/3030	L- HPL O- Oak Veneer M- Maple Veneer	G-Grommet

Model Number Assembly

Catalog #	Edge	Unit Dimensions Corner/Returns	Top Finish	Grommet
WSCR -	-	-	-	

Example: WSCR-C-42/3030-L-G

Introduction
General Storage Cabinets
Special Purpose Cabinets
Tiles
Workspace
Track & Accessories
Freestanding & Mobile Units
Finishes

Worksurfaces

Conference Corner

Conference Corner Left Handed - WSCCL

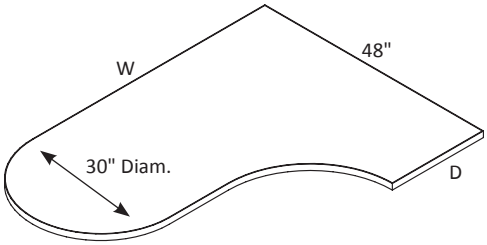

Notes:

If ordering grommets a drawing must be submitted indicating placement and quantity.

If no grommets are required do not indicate a letter code in model number.

Model Number Information

Catalog #	Edges	Unit Dimensions D" x W"	Top Finish	Grommet
WSCCL	C-3mm PVC E-3mm Wood J- 5/8" Wood Bevel	2066 2466 3066 2072 2472 3072 2084 2484 3084	L- HPL O- Oak Veneer M- Maple Veneer	G-Grommet

Model Number Assembly

Catalog #	Edge	Unit Dimensions D" x W"	Top Finish	Grommet
WSCCL -	-	-	-	

Example: WSCCL-C-2466-L-G

Conference Corner Right Handed - WSCCR

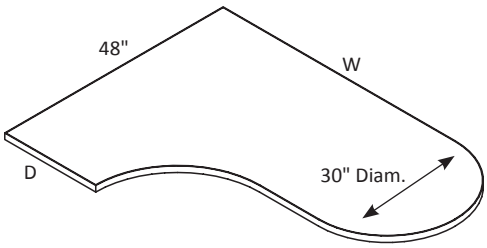

Notes:

If ordering grommets a drawing must be submitted indicating placement and quantity.

If no grommets are required do not indicate a letter code in model number.

Model Number Information

Catalog #	Edges	Unit Dimensions D" x W"	Top Finish	Grommet
WSCCR	C-3mm PVC E-3mm Wood J- 5/8" Wood Bevel	2066 2466 3066 2072 2472 3072 2084 2484 3084	L- HPL O- Oak Veneer M- Maple Veneer	G-Grommet

Model Number Assembly

Catalog #	Edge	Unit Dimensions D" x W"	Top Finish	Grommet
WSCCR -	-	-	-	

Example: WSCCR-C-2466-L-G

P-Top with Left Return- WSPL

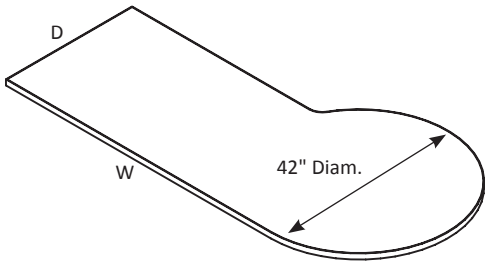

Notes:

If ordering grommets a drawing must be submitted indicating placement and quantity.

If no grommets are required do not indicate a letter code in model number.

Model Number Information

Catalog #	Edges	Unit Dimensions D" x W"	Top Finish	Grommet
WSPL	C-3mm PVC E-3mm Wood J- 5/8" Wood Bevel	3072 3084	L- HPL O- Oak Veneer M- Maple Veneer	G-Grommet

Model Number Assembly

Catalog #	Edge	Unit Dimensions D" x W"	Top Finish	Grommet
WSPL -	-	-	-	

Example: WSPL-C-3084-L-G

P-Top with Right Return- WSPR

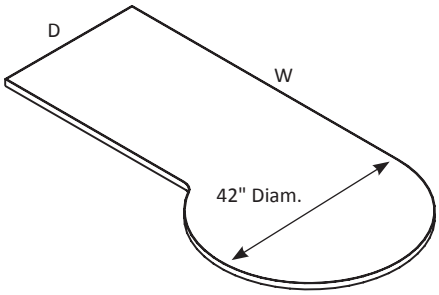

Notes:

If ordering grommets a drawing must be submitted indicating placement and quantity.

If no grommets are required do not indicate a letter code in model number.

Model Number Information

Catalog #	Edges	Unit Dimensions D" x W"	Top Finish	Grommet
WSPR	C-3mm PVC E-3mm Wood J- 5/8" Wood Bevel	3072 3084	L- HPL O- Oak Veneer M- Maple Veneer	G-Grommet

Model Number Assembly

Catalog #	Edge	Unit Dimensions D" x W"	Top Finish	Grommet
WSPR -	-	-	-	

Example: WSPR-C-3084-L-G

Introduction
General Storage Cabinets
Special Purpose Cabinets
Tiles
Workspace
Track & Accessories
Freestanding & Mobile Units
Finishes

Worksurfaces

Bow Front

Bow Front Worksurface - WSB

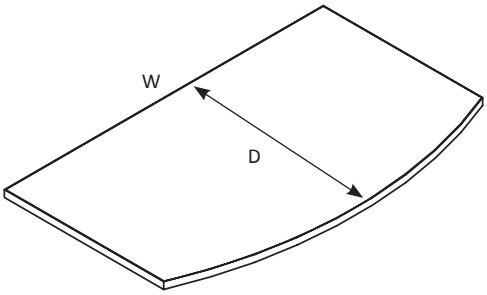

Notes:

If ordering grommets a drawing must be submitted indicating placement and quantity.

If no grommets are required do not indicate a letter code in model number.

Depth is overall measured from outer most point of the curved front.

Model Number Information

Catalog #	Edge	Unit Dimensions D" x W"	Top Finish	Grommet
WSB	C- 3mm PVC E- 3mm Wood J- 5/8" Wood Bevel	3060 3660 3672	L- HPL O- Oak Veneer M- Maple Veneer	G- Grommet

Model Number Assembly

Catalog #	Edge	Unit Dimensions D " x W "	Top Finish	Grommet
WSB -	-	-	-	

Example: WSB-C-3660-L-G

Concave Bow Front Worksurface - WSBC

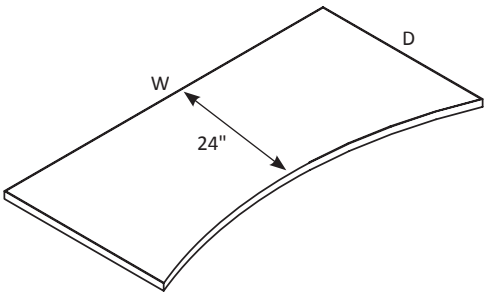

Notes:

If ordering grommets a drawing must be submitted indicating placement and quantity.

If no grommets are required do not indicate a letter code in model number.

Model Number Information

Catalog #	Edge	Unit Dimensions D" x W"	Top Finish	Grommet
WSBC	C- 3mm PVC E- 3mm Wood J- 5/8" Wood Bevel	3060 3066 3072	L- HPL O- Oak Veneer M- Maple Veneer	G- Grommet

Model Number Assembly

Catalog #	Edge	Unit Dimensions D " x W "	Top Finish	Grommet
WSB -	-	-	-	

Example: WSBC-C-3060-L-G

D Worksurface - WSD

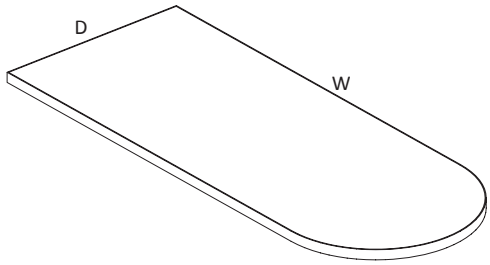

Notes:

If ordering grommets a drawing must be submitted indicating placement and quantity.

If no grommets are required do not indicate a letter code in model number.

Model Number Information

Catalog #	Edge	Unit Dimensions D" x W"	Top Finish	Grommet
WSD	C- 3mm PVC E- 3mm Wood J- 5/8" Wood Bevel	2460 3060 2472 3072 2484 3084	L- HPL O- Oak Veneer M- Maple Veneer	G- Grommet

Model Number Assembly

Catalog #	Edge	Unit Dimensions D " x W "	Top Finish	Grommet
WSD -	-	-	-	

Example: WSD-C-3060-L-G

Race Track - WSRT

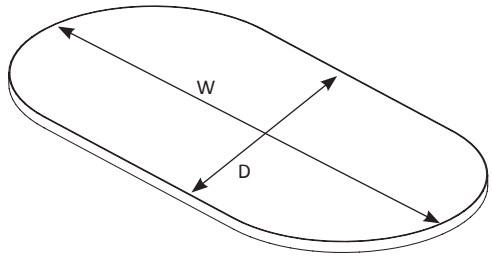

Notes:

If ordering grommets a drawing must be submitted indicating placement and quantity.

If no grommets are required do not indicate a letter code in model number.

Model Number Information

Catalog #	Edge	Unit Dimensions D" x W"	Top Finish	Grommet
WSRT	C- 3mm PVC E- 3mm Wood J- 5/8" Wood Bevel	3060 3660 3072 3672 4272 4284 4884 4296 4896	L- HPL O- Oak Veneer M- Maple Veneer	G- Grommet

Model Number Assembly

Catalog #	Edge	Unit Dimensions D " x W "	Top Finish	Grommet
WSRT -	-	-	-	

Example: WSRT-C-3672-L-G

Worksurface Supports

Steel Legs / Steel Bases

Post Leg - ML

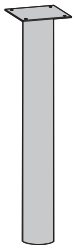

Description:

- 14 gauge steel tubing
- Equipped with adjustable leveling glide
- 27.50" Height

Notes:

Indicate powder coat color selection on ordering form. See Finishes Card for details.

Model Number Information

Model #	Description
ML-3	3" diameter
ML-4	4" diameter

Adjustable Post Leg - APL

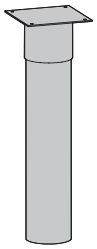

Description:

- 4" diameter
- Equipped with adjustable leveling glide

Notes:

Indicate powder coat color selection on ordering form. See Finishes Card for details.

Model Number Information

Model #	Description
APL	4" diameter

Double Support Leg - DSL

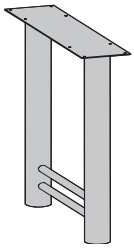

Description:

- 3" diameter
- 27.50" Height
- Equipped with adjustable leveling glide

Notes:

Indicate powder coat color selection on ordering form. See Finishes Card for details.

14" wide = 6" x 16" plate
17" wide = 6" x 18" plate
23" wide = 6" x 26" plate

Model Number Information

Model #	Description
DSL-14	14" wide
DSL-17	17" wide
DSL-23	23" wide

Milestone "T" Base - MT

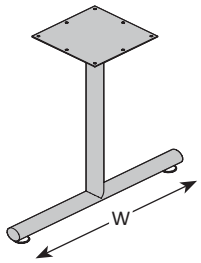

Description:

- 2" diameter
- Equipped with adjustable leveling glide

Notes:

Indicate powder coat color selection on ordering form. See Finishes Card for details.

Use 22" for tops 24"
Use 26" for tops 30"

Model Number Information

Model #	Description
MT-22	22" wide
MT-26	26" wide

Milestone "X" Base - MX

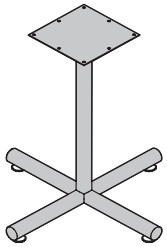

Description:

- 2" diameter
- Equipped with adjustable leveling glide

Notes:

Indicate powder coat color selection on ordering form. See Finishes Card for details.

Use 22" for tops 30"
Use 26" for tops 36"
Use 32" for tops 42" or 48"

Model Number Information

Model #	Description
MX-22	22" wide
MX-26	26" wide
MX-32	32" wide

Orbit Base - O

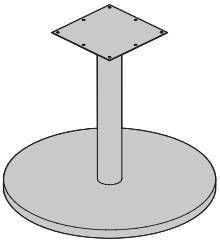

Description:

- 3" diameter Column

Notes:

Indicate powder coat color selection on ordering form. See Finishes Card for details.

Use 22" for tops 30"
Use 26" for tops 36"
Use 32" for tops 42" or 48"

Model Number Information

Model #	Description
O-22	22" diameter
O-26	26" diameter
O-32	32" diameter

Introduction
General Storage Cabinets
Special Purpose Cabinets
Tiles
Workspace
Track & Accessories
Freestanding & Mobile Units
Finishes

Worksurface Supports

Wood Panels

Worksurface Support Desk/Credenza - WDC

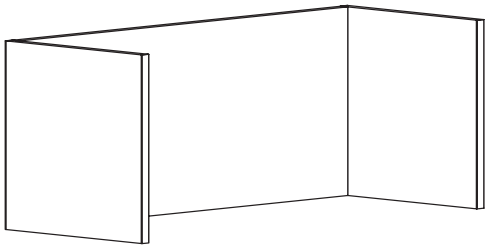

Notes:

Height is 27.75"

Model Number Information

Catalog #	Unit Dimensions D x W		Finish
WDC	24" 30"	60" 72" 96"	L- HPL O- Oak Veneer M- Maple Veneer

Model Number Assembly

Catalog #		Unit Dimensions D x W		Finish
WDC	-		-	

Example: WDC-2460-L

Worksurface Support D or P Top - DC



Notes:

Height is 27.75"

Model Number Information

Catalog #	Unit Dimensions	Finish
DC	29" 35"	L- HPL O- Oak Veneer M- Maple Veneer

Model Number Assembly

Catalog #		Unit Dimensions		Finish
DC	-		-	

Example: DC-29-L

Knee Space Panel - WDCKRL

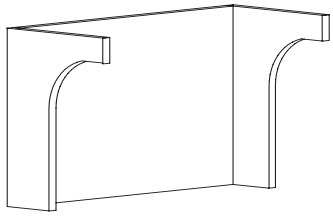

Notes:

Height is 27.75"

Model Number Information

Catalog #	Unit Dimensions D	x W	Finish
WDCKRL	18" 24"	36" 42" 48"	L- HPL O- Oak Veneer M- Maple Veneer

Model Number Assembly

Catalog #		Unit Dimensions D x W		Top Finish
WDCKRL	-		-	

Example: WDCKRL-1836-L

Knee Space Panel Left - WDCKL

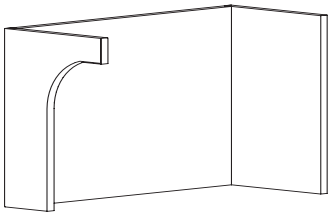

Notes:

Height is 27.75"

Model Number Information

Catalog #	Unit Dimensions D	x W	Finish
WDCKL	18" 24"	36" 42" 48"	L- HPL O- Oak Veneer M- Maple Veneer

Model Number Assembly

Catalog #		Unit Dimensions D x W		Finish
WDCKL	-		-	

Example: WDCKL-1836-L

Worksurface Supports

Wood Panels

Knee Space Panel Right - WDCKR

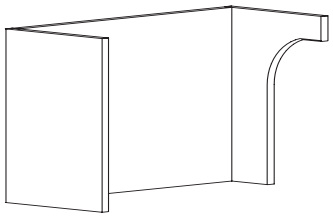

Notes:

Height is 27.75"

Model Number Information

Catalog #	Unit Dimensions D	x W	Finish
WDCKR	18" 24"	36" 42" 48"	L- HPL O- Oak Veneer M- Maple Veneer

Model Number Assembly

Catalog #		Unit Dimensions D x W		Finish
WDCKR	-		-	

Example: WDCKR-1836-L

Worksurface Corner Return Support - WDCC

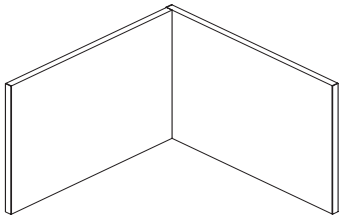

Notes:

Height is 27.75"

Model Number Information

Catalog #	Unit Dimensions D	x W	Finish
WDCC	24" 30" 36" 42"	24" 30" 36" 42"	L- HPL O- Oak Veneer M- Maple Veneer

Model Number Assembly

Catalog #		Unit Dimensions D x W		Finish
WDCC	-		-	

Example: WDCC-2424-L

Modesty Panel

Wood Modesty Panels

Modesty Panel - EW-MOD

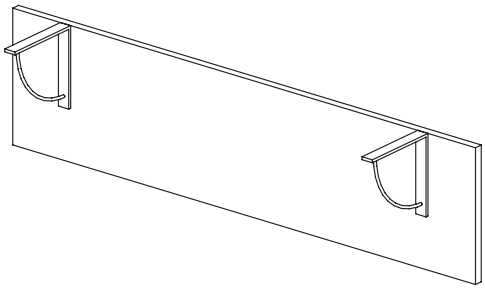

Notes:

Constructed of 1-1/4" thick material.

*Attachment brackets ordered separtely. See below for quantity required.

Model Number Information

Catalog #	Edge	Unit Dimensions H" x W"	Top Finish	Brackets Required*
EW-MOD	C- 3mm PVC E- 3mm Wood J- 5/8" Wood Bevel	1230	L- HPL O- Oak Veneer M- Maple Veneer	2
		1236		2
		1242		2
		1248		2
		1260		2
		1272		3

Model Number Assembly

Catalog #		Edge		Unit Dimensions H" x W"		Top Finish
EW-MOD	-		-		-	

Example: EW-MOD-1248-L-

Worksurface Supports

Steel Pedestals

Worksurface Support Pedestal Hinged Left - WPCSL-S



Description:

- Locking mechanism
- 1 adjustable shelf
- 1 door hinged left
- 15.25" Width x 21.875" Depth x 27.25" Height

Notes:

Steel construction with optional Laminate or Veneer front.

Satin Nickel Loop (N), Recessed (R) are standard pull options for steel construction. See page 15 for laminate and veneer construction pull options.

Indicate powder coat color selection on ordering form. See Finishes Card for details.

Model Number Information

Catalog #	Front	Pull	Locks
WPSCL-S	S-Steel L- HPL O- Oak Veneer M- Maple Veneer	N-Satin Nickel Loop R-Recessed A-Full P1 (Laminate or Veneer Front) P2 (Laminate or Veneer Front) P3 (Laminate or Veneer Front) P4 (Laminate or Veneer Front) P5 (Laminate or Veneer Front)	A-Alike I-Individual G-Group

Model Number Assembly

Catalog #	Front	Pull	Locks
WPCSL-S -			

Example: WPCSL-S-SNI

Worksurface Support Pedestal Hinged Right - WPCSR-S

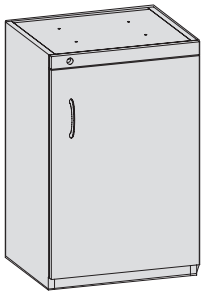

Description:

- Locking mechanism
- 1 adjustable shelf
- 1 door hinged right
- 15.25" Width x 21.875" Depth x 27.25" Height

Notes:

Steel construction with optional Laminate or Veneer front.

Satin Nickel Loop (N), Recessed (R) are standard pull options for steel construction. See page 15 for laminate and veneer construction pull options.

Indicate powder coat color selection on ordering form. See Finishes Card for details.

Model Number Information

Catalog #	Front	Pull	Locks
WPCSR-S	S-Steel L- HPL O- Oak Veneer M- Maple Veneer	N-Satin Nickel Loop R-Recessed A-Full P1 (Laminate or Veneer Front) P2 (Laminate or Veneer Front) P3 (Laminate or Veneer Front) P4 (Laminate or Veneer Front) P5 (Laminate or Veneer Front)	A-Alike I-Individual G-Group

Model Number Assembly

Catalog #	Front	Pull	Locks
WPCSR-S -			

Example: WPCSR-S-SNI

Worksurface Pedestal Support 2 File Drawer - WP121222-S

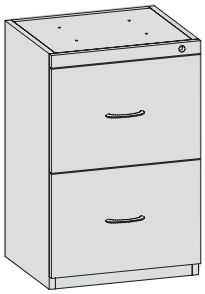

Description:

- Locking mechanism
- 2 file drawers, full extension slides
- 15.25" Width x 21.875" Depth x 27.25" Height

Notes:

Steel construction with optional Laminate or Veneer front.

Satin Nickel Loop (N), Recessed (R) are standard pull options for steel construction. See page 15 for laminate and veneer construction pull options.

Indicate powder coat color selection on ordering form. See Finishes Card for details.

Model Number Information

Catalog #	Front	Pull	Locks
WP121222-S	S-Steel L- HPL O- Oak Veneer M- Maple Veneer	N-Satin Nickel Loop R-Recessed A-Full P1 (Laminate or Veneer Front) P2 (Laminate or Veneer Front) P3 (Laminate or Veneer Front) P4 (Laminate or Veneer Front) P5 (Laminate or Veneer Front)	A-Alike I-Individual G-Group

Model Number Assembly

Catalog #	Front	Pull	Locks
WP121222-S -			

Example: WP121222-S-SNI

Worksurface Pedestal Support 2 Box Drawers and 1 File Drawer - WP661222-S

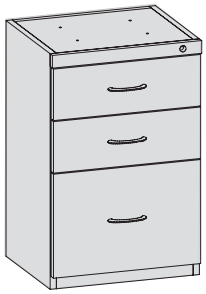

Description:

- Locking mechanism
- 2 drawers, 3/4 extension slides
- 1 file drawer, full extension slides
- 15.25" Width x 21.875" Depth x 27.25" Height

Notes:

Steel construction with optional Laminate or Veneer front.

Satin Nickel Loop (N), Recessed (R) are standard pull options for steel construction. See page 15 for laminate and veneer construction pull options.

Indicate powder coat color selection on ordering form. See Finishes Card for details.

Model Number Information

Catalog #	Front	Pull	Locks
WP661222-S	S-Steel L- HPL O- Oak Veneer M- Maple Veneer	N-Satin Nickel Loop R-Recessed A-Full P1 (Laminate or Veneer Front) P2 (Laminate or Veneer Front) P3 (Laminate or Veneer Front) P4 (Laminate or Veneer Front) P5 (Laminate or Veneer Front)	A-Alike I-Individual G-Group

Model Number Assembly

Catalog #	Front	Pull	Locks
WP661222-S -			

Example: WP661222-S-SNI

Introduction
General Storage Cabinets
Special Purpose Cabinets
Tiles
Workspace
Track & Accessories
Freestanding & Mobile Units
Finishes

Worksurface Supports

Steel Pedestals

Worksurface Pedestal Support File Center - WP661230-S

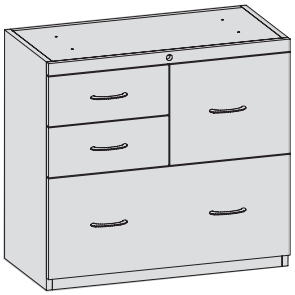

Description:

- Locking mechanism
- 2-6" drawers, 1- 12" file drawer, 1-30" Lateral file drawer
- 3/4 extension on 6" drawers
- Full extension on file drawer
- 30.50" Width x 18.375" Depth x 27.25" Height

Notes:

Steel construction with optional Laminate or Veneer front.

Satin Nickel Loop (N), Recessed (R) are standard pull options for steel construction. See page 15 for laminate and veneer construction pull options.

Indicate powder coat color selection on ordering form. See Finishes Card for details.

Model Number Information

Catalog #	Front	Pull	Locks
WP661230-S	S-Steel L- HPL O- Oak Veneer M- Maple Veneer	N-Satin Nickel Loop R-Recessed A-Full P1 (Laminate or Veneer Front) P2 (Laminate or Veneer Front) P3 (Laminate or Veneer Front) P4 (Laminate or Veneer Front) P5 (Laminate or Veneer Front)	A-Alike I-Individual G-Group

Model Number Assembly

Catalog #		Front	Pull	Locks
WP661230-S	-			

Example: WP661230-S-SNI

Worksurface Lateral Files Support - WSLF2-S

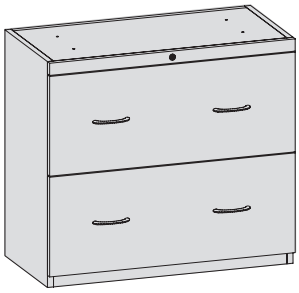

Description:

- Locking mechanism
- 2 Lateral file drawers
- Accommodates letter, A4 and legal files
- 18.375" Deep, 27.25" Height
- Available Widths 30.50", 36" and 42"

Notes:

Steel construction with optional Laminate or Veneer front.

Satin Nickel Loop (N), Recessed (R) are standard pull options for steel construction. See page 15 for laminate and veneer construction pull options.

Indicate powder coat color selection on ordering form. See Finishes Card for details.

Model Number Information

Catalog #	Unit Width	Front	Pull	Locks
WSLF2-S	30.5" 36" 42"	S-Steel L- HPL O- Oak Veneer M- Maple Veneer	N-Satin Nickel Loop R-Recessed A-Full P1 (Laminate or Veneer Front) P2 (Laminate or Veneer Front) P3 (Laminate or Veneer Front) P4 (Laminate or Veneer Front) P5 (Laminate or Veneer Front)	A-Alike I-Individual G-Group

Model Number Assembly

Catalog #		Unit Width		Front	Pull	Locks
WSLF2-S	-		-			

Example: WSLF2-S-36-SNI

Introduction
General Storage Cabinets
Special Purpose Cabinets
Tiles
Workspace
Track & Accessories
Freestanding & Mobile Units
Finishes

Freestanding

Steel Lateral Files

Freestanding Lateral File 2 Drawers - FSLF2-S

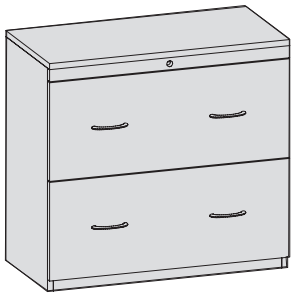

Description:

- Locking mechanism
- 2 Lateral Files
- Accommodates letter, A4 and legal files
- Full extension steel ball-bearing slides
- Safety interlock system allows only one drawer to open at once.
- 17.375" Deep, 27.25" Height,
- Available Widths - 30", 36" and 42"

Notes:

Steel construction with optional Laminate or Veneer front.

Satin Nickel Loop (N), Recessed (R) are standard pull options for steel construction. See page 15 for laminate and veneer construction pull options.

Indicate powder coat color selection on ordering form. See Finishes Card for details.

Counter weight included.

Model Number Information

Catalog #	Unit Width	Front	Pull	Locks
FSLF2-S	30" 36" 42"	S-Steel L- HPL O- Oak Veneer M- Maple Veneer	N-Satin Nickel Loop R-Recessed A-Full P1 (Laminate or Veneer Front) P2 (Laminate or Veneer Front) P3 (Laminate or Veneer Front) P4 (Laminate or Veneer Front) P5 (Laminate or Veneer Front)	A-Alike I-Individual G-Group

Model Number Assembly

Catalog #	Unit Width	Front	Pull	Locks
FSLF2-S -	-			

Example: FSLF2-S-30-SNI

Freestanding Lateral File 3 Drawers - FSLF3-S



Description:

- Locking mechanism
- 3 Lateral files
- Accommodates letter, A4 and legal files
- Full extension steel ball-bearing slides
- Safety interlock system allows only one drawer to open at once.
- 17.375" Deep, 40" Height,
- Available Widths - 30", 36" and 42"

Notes:

Steel construction with optional Laminate Veneer front.

Satin Nickel Loop (N), Recessed (R) are standard pull options for steel construction. See page 15 for laminate and veneer construction pull options.

Indicate powder coat color selection on ordering form. See Finishes Card for details.

Counter weight included.

Model Number Information

Catalog #	Unit Width	Front	Pull	Locks
FSLF3-S	30" 36" 42"	S-Steel L- HPL O- Oak Veneer M- Maple Veneer	N-Satin Nickel Loop R-Recessed A-Full P1 (Laminate or Veneer Front) P2 (Laminate or Veneer Front) P3 (Laminate or Veneer Front) P4 (Laminate or Veneer Front) P5 (Laminate or Veneer Front)	A-Alike I-Individual G-Group

Model Number Assembly

Catalog #	Unit Width	Front	Pull	Locks
FSLF3-S -	-			

Example: FSLF3-S-30-SNI

Freestanding Lateral File 4 Drawers - FSLF4-S



Description:

- Locking mechanism
- 4 Lateral Files
- Accommodates letter, A4 and legal files
- Full extension steel ball-bearing slides
- Safety interlock system allows only one drawer to open at once.
- 17.375" Deep, 64.125" Height,
- Available Widths- 30", 36" and 42"

Notes:

Steel construction with optional Laminate or Veneer front.

Satin Nickel Loop (N), Recessed (R) are standard pull options for steel construction. See page 15 for laminate and veneer construction pull options.

Indicate powder coat color selection on ordering form. See Finishes Card for details.

Counter weight included.

Model Number Information

Catalog #	Unit Width	Front	Pull	Locks
FSLF4-S	30" 36" 42"	S-Steel L- HPL O- Oak Veneer M- Maple Veneer	N-Satin Nickel Loop R-Recessed A-Full P1 (Laminate or Veneer Front) P2 (Laminate or Veneer Front) P3 (Laminate or Veneer Front) P4 (Laminate or Veneer Front) P5 (Laminate or Veneer Front)	A-Alike I-Individual G-Group

Model Number Assembly

Catalog #		Unit Width		Front	Pull	Locks
FSLF4-S	-		-			

Example: FSLF4-S-30-SNI

Freestanding

Steel Lateral File / Storage Cabinet

Freestanding Lateral File Storage Cabinet - FSCSLF2-S



Description:

- Locking mechanism
- Upper cupboard storage
- 2 Lateral file drawers
- Full extension steel ball-bearing slides
- 17.375" Deep, 64.125" Height,
- Available Widths- 30", 36" and 42"

Notes:

Steel construction with optional Laminate Veneer front.

Satin Nickel Loop (N), Recessed (R) are standard pull options for steel construction. See page 15 for laminate and veneer construction pull options.

Indicate powder coat color selection on ordering form. See Finishes Card for details.

Model Number Information

Catalog #	Unit Width	Front	Pull	Locks
FSCSLF2-S	30" 36" 42"	S-Steel L- HPL O- Oak Veneer M- Maple Veneer	N-Satin Nickel Loop R-Recessed A-Full P1 (Laminate or Veneer Front) P2 (Laminate or Veneer Front) P3 (Laminate or Veneer Front) P4 (Laminate or Veneer Front) P5 (Laminate or Veneer Front)	A-Alike I-Individual G-Group

Model Number Assembly

Catalog #		Unit Width		Front		Pull		Locks
FSCSLF2-S	-		-					

Example: FSCSLF2-S-30-SNI

Freestanding Wardrobe Tower, Cupboard Storage w/2 File Drawers - FSWTL-S



Description:

- Wardrobe storage on left
- Cupboard storage on right
- 2 adjustable shelves
- Locking mechanism
- 2 file drawers
- Full extension steel ball-bearing slides
- 23.50" Width, 23.50" Deep, 64.125" Height

Notes:

Steel construction with optional Laminate or Veneer front.

Satin Nickel Loop (N), Recessed (R) are standard pull options for steel construction. See page 15 for laminate and veneer construction pull options.

Indicate powder coat color selection on ordering form. See Finishes Card for details.

Model Number Information

Catalog #	Front	Pull	Locks
FSWTL-S	S-Steel	N-Satin Nickel Loop	A-Alike
		R-Recessed	I-Individual
		A-Full	G-Group
	L- HPL	P1 (Laminate or Veneer Front)	
	O- Oak Veneer	P2 (Laminate or Veneer Front)	
	M- Maple Veneer	P3 (Laminate or Veneer Front)	
		P4 (Laminate or Veneer Front)	
		P5 (Laminate or Veneer Front)	

Model Number Assembly

Catalog #		Front	Pull	Locks
FSWTL-S	-			

Example: FSWTL-S-SNI

Freestanding Wardrobe Tower, Cupboard Storage w/2 File Drawers - FSWTR-S



Description:

- Wardrobe storage on right
- Cupboard storage on left
- 2 adjustable shelves
- Locking mechanism
- 2 file drawers
- Full extension steel ball-bearing slides
- 23.50" Width, 23.50" Deep, 64.125" Height

Notes:

Steel construction with optional Laminate or Veneer front.

Satin Nickel Loop (N), Recessed (R) are standard pull options for steel construction. See page 15 for laminate and veneer construction pull options.

Indicate powder coat color selection on ordering form. See Finishes Card for details.

Model Number Information

Catalog #	Front	Pull	Locks
FSWTR-S	S-Steel	N-Satin Nickel Loop	A-Alike
		R-Recessed	I-Individual
		A-Full	G-Group
	L- HPL	P1 (Laminate or Veneer Front)	
	O- Oak Veneer	P2 (Laminate or Veneer Front)	
	M- Maple Veneer	P3 (Laminate or Veneer Front)	
		P4 (Laminate or Veneer Front)	
		P5 (Laminate or Veneer Front)	

Model Number Assembly

Catalog #		Front	Pull	Locks
FSWTR-S	-			

Example: FSWTR-S-SNI

Introduction
General Storage Cabinets
Special Purpose Cabinets
Tiles
Workspace
Track & Accessories
Freestanding & Mobile Units
Finishes

Mobile

Steel Pedestals

Mobile Pedestal with 2 File Drawers - WMP121222-S



Description:

- Locking mechanism
- 2 file drawers, full extension
- Twin-wheel locking caster
- 15.25" Width x 21.875" Depth x 27.125" Height

Notes:

Steel construction with optional Laminate Veneer front.

Satin Nickel Loop (N), Recessed (R) are standard pull options for steel construction. See page 15 for laminate and veneer construction pull options.

Indicate powder coat color selection on ordering form. See Finishes Card for details.

Model Number Information

Catalog #	Front	Pull	Locks
WMP121222-S	S-Steel L- HPL O- Oak Veneer M- Maple Veneer	N-Satin Nickel Loop R-Recessed A-Full P1 (Laminate or Veneer Front) P2 (Laminate or Veneer Front) P3 (Laminate or Veneer Front) P4 (Laminate or Veneer Front) P5 (Laminate or Veneer Front)	A-Alike I-Individual G-Group

Model Number Assembly

Catalog #	Front	Pull	Locks
WMP121222-S -			

Example: WMP121222-S-SNI

Mobile Pedestal with 2 Drawers & 1 File Drawer - WMP661222-S



Description:

- Locking mechanism
- 2 box drawers, 3/4 extension slides
- 1 file drawer, full extension slides
- Twin-wheel locking caster
- 15.25" Width x 21.875" Depth x 27.125" Height

Notes:

Steel construction with optional Laminate Veneer front.

Satin Nickel Loop (N), Recessed (R) are standard pull options for steel construction. See page 15 for laminate and veneer construction pull options.

Indicate powder coat color selection on ordering form. See Finishes Card for details.

Model Number Information

Catalog #	Front	Pull	Locks
WMP661222-S	S-Steel L- HPL O- Oak Veneer M- Maple Veneer	N-Satin Nickel Loop R-Recessed A-Full P1 (Laminate or Veneer Front) P2 (Laminate or Veneer Front) P3 (Laminate or Veneer Front) P4 (Laminate or Veneer Front) P5 (Laminate or Veneer Front)	A-Alike I-Individual G-Group

Model Number Assembly

Catalog #	Front	Pull	Locks
WMP661222-S -			

Example: WMP661222-S-SNI

Mobile
Steel Pedestals

Mobile Pedestal Cushion Top - WMP361222-S



Description:

- Cushion Top
- Locking mechanism
- 1 box drawer, 3/4 extension slides
- 1 file drawer, full extension slides
- Twin-wheel locking caster
- 15.25" Width x 21.875" Depth x 23" Height

Notes:

Steel construction with optional Laminate Veneer front.

Satin Nickel Loop (N), Recessed (R) are standard pull options for steel construction. See page 15 for laminate and veneer construction pull options.

Indicate powder coat color selection and fabric on ordering form. See Finishes Card for details.

Model Number Information

Catalog #	Front	Pull	Locks
WMP361222-S	S-Steel L- HPL O- Oak Veneer M- Maple Veneer	N-Satin Nickel Loop R-Recessed A-Full P1 (Laminate or Veneer Front) P2 (Laminate or Veneer Front) P3 (Laminate or Veneer Front) P4 (Laminate or Veneer Front) P5 (Laminate or Veneer Front)	A-Alike I-Individual G-Group

Model Number Assembly

Catalog #		Front	Pull	Locks
WMP361222-S	-			

Example: WMP361222-S-SNI

Hanging Pedestal

Hanging Pedestal with Box & File Drawer- WHP61222-S

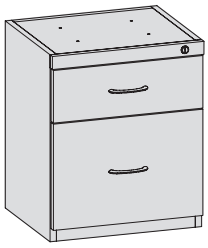

Description:

- Locking mechanism
- 1 box drawer, 3/4 extension slides
- 1 file drawer, full extension slides
- 15.25" Width x 21.875" Depth x 19.375" Height

Notes:

Steel construction with optional Laminate Veneer front.

Satin Nickel Loop (N), Recessed (R) are standard pull options for steel construction. See page 15 for laminate and veneer construction pull options.

Indicate powder coat color selection on ordering form. See Finishes Card for details.

Model Number Information

Catalog #	Front	Pull	Locks
WHP61222-S	S-Steel L- HPL O- Oak Veneer M- Maple Veneer	N-Satin Nickel Loop R-Recessed A-Full P1 (Laminate or Veneer Front) P2 (Laminate or Veneer Front) P3 (Laminate or Veneer Front) P4 (Laminate or Veneer Front) P5 (Laminate or Veneer Front)	A-Alike I-Individual G-Group

Model Number Assembly

Catalog #		Front	Pull	Locks
WHP61222-S	-			

Example: WHP61222-S-SNI

Worksurface Supports

Wood Pedestals

Pedestal Worksurface Support Hinged Left - WPCSL-W

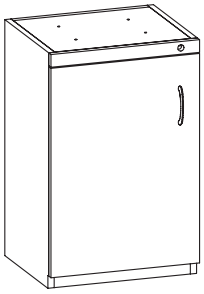

Description:

- Locking mechanism, optional
- 1 adjustable shelf
- 1 door hinged left
- 18" Width x 22" Depth x 27.25" Height

Notes:

See Finishes Card for details.

Finish selection for pulls and hinges is indicated on order form. See page 15 for options.

Model Number Information

Catalog #	Box Finish	Front Finish	Hinge	Pull	Locks
WPCSL-W	T- TFL L- HPL O- Oak Veneer M- Maple Veneer	T- TFL L- HPL O- Oak Veneer M- Maple Veneer	H1 H2 H3 H4	P1 P2 P3 P4 P5	A- Alike I- Individual G- Group N-None

Model Number Assembly

Catalog #		Box Finish		Front Finish		Hinge		Pull		Locks
WPCSL-W	-				-	H		P		

Example: WPCSL-W-TT-H1P1I

Pedestal Worksurface Support Hinged Right - WPCSR-W

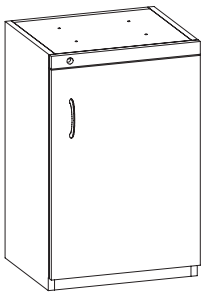

Description:

- Locking mechanism, optional
- 1 adjustable shelf
- 1 door hinged right
- 18" Width x 22" Depth x 27.25" Height

Notes:

See Finishes Card for details.

Finish selection for pulls and hinges is indicated on order form. See page 15 for options.

Model Number Information

Catalog #	Box Finish	Front Finish	Hinge	Pull	Locks
WPCSR-W	T- TFL L- HPL O- Oak Veneer M- Maple Veneer	T- TFL L- HPL O- Oak Veneer M- Maple Veneer	H1 H2 H3 H4	P1 P2 P3 P4 P5	A- Alike I- Individual G- Group N-None

Model Number Assembly

Catalog #		Box Finish		Front Finish		Hinge		Pull		Locks
WPCSR-W	-				-	H		P		

Example: WPCSR-W-TT-H1P1I

Pedestal Worksurface Support 2 File Drawer - WS121222-W



Description:

- Locking mechanism
- 2 file drawers
- Full extension slides
- 18" Width x 22" Depth x 27.25" Height

Notes:

See Finishes Card for details.

Finish selection for pulls and hinges is indicated on order form. See page 15 for options.

Model Number Information

Catalog #	Box Finish	Front Finish	Pull	Locks
WS121222-W	T- TFL L- HPL O- Oak Veneer M- Maple Veneer	T- TFL L- HPL O- Oak Veneer M- Maple Veneer	P1 P2 P3 P4 P5	A- Alike I- Individual G- Group

Model Number Assembly

Catalog #		Box Finish		Front Finish		Pull		Locks
WS121222-W	-				-	P		

Example: WS121222-W-TT-P1I

Pedestal Worksurface Support 2 Standard Drawer and 1 File Drawer - WS661222-W



Description:

- Locking mechanism
- 2 drawer, 3/4 extension
- 1 file drawer, full extension
- 18" Width x 22" Depth x 27.25" Height

Notes:

See Finishes Card for details.

Finish selection for pulls and hinges is indicated on order form. See page 15 for options.

Model Number Information

Catalog #	Box Finish	Front Finish	Pull	Locks
WS661222-W	T- TFL L- HPL O- Oak Veneer M- Maple Veneer	T- TFL L- HPL O- Oak Veneer M- Maple Veneer	P1 P2 P3 P4 P5	A- Alike I- Individual G- Group

Model Number Assembly

Catalog #		Box Finish		Front Finish		Pull		Locks
WS661222-W	-				-	P		

Example: WS661222-W-TT-P1I

Worksurface Supports

Wood Lateral Files

Worksurface Support Lateral File - WSLF2-W

Description:

- Locking mechanism
- 2 Lateral files
- Full extension drawers
- Accommodates letter, A4 and legal files 18"
- 36" Width x 27.25" Height, available in 18" or 22" Depth

Notes:

See Finishes Card for details.

Finish selection for pulls and hinges is indicated on order form. See page 15 for options.

Model Number Information

Catalog #	Unit Depth	Box Finish	Front Finish	Pull	Locks
WSLF2-W	18" 22"	T- TFL L- HPL O- Oak Veneer M- Maple Veneer	T- TFL L- HPL O- Oak Veneer M- Maple Veneer	P1 P2 P3 P4 P5	A- Alike I- Individual G- Group

Model Number Assembly

Catalog #		Unit Depth		Box Finish	Front Finish		Pull		Locks
WSLF2-W	-		-			-	P		

Example: WSLF2-W-18-TT-P1I

Freestanding Lateral Files - FSLF2-W



Description:

- Locking mechanism
- 2 Lateral files
- Full extension drawers
- Accommodates letter, A4 and legal files 18"
- 36" Width x 29" Height, available in 18" or 22" Depth
- Counter weight included

Notes:

See Finishes Card for details.

Finish selection for pulls and hinges is indicated on order form. See page 15 for options.

Model Number Information

Catalog #	Unit Depth	Box Finish	Front Finish	Pull	Locks
FSLF2-W	18" 22"	T- TFL L- HPL O- Oak Veneer M- Maple Veneer	T- TFL L- HPL O- Oak Veneer M- Maple Veneer	P1 P2 P3 P4 P5	A- Alike I- Individual G- Group

Model Number Assembly

Catalog #		Unit Depth		Box Finish	Front Finish		Pull	Locks
FSLF2-W	-		-			-	P	

Example: FSLF2-W-22-TT-P1I

Introduction
General Storage Cabinets
Special Purpose Cabinets
Tiles
Workspace
Track & Accessories
Freestanding & Mobile Units
Finishes

Freestanding

Wood Cupboard Storage with Lateral Files

Freestanding Cupboard Storage with 2 Lateral Files - FSCSLF2-W



Description:

- Locking mechanism
- Upper cupboard storage
- 1 adjustable shelf
- 2 Lateral file drawers
- Full extension drawers
- 36" Width x 18" Depth x 72" Height

Notes:

See Finishes Card for details.

If indicating F for Framed Doors see page 66.

Finish selection for pulls and hinges is indicated on order form. See page 15 for options.

Model Number Information

Catalog #	Box Finish	Front Finish	Hinge	Pull	Locks
FSCSLF2-W	T- TFL L- HPL O- Oak Veneer M- Maple Veneer	T- TFL L- HPL O- Oak Veneer M- Maple Veneer F- Framed Doors	H1 H2 H3 H4	P1 P2 P3 P4 P5	A- Alike I- Individual G- Group

Model Number Assembly

Catalog #		Box Finish		Front Finish		Hinge		Pull		Locks
FSCSLF2-W	-				-	H		P		

Example: FSCSLF2-W-TT-H1P1I

Freestanding Cupboard Storage with 3 Lateral Files - FSCSLF3-W



Description:

- Locking mechanism
- Upper cupboard storage
- 1 adjustable shelf
- 3 Lateral file drawers
- Full extension drawers
- 36" Width x 18" Depth x 72" Height

Notes:

See Finishes Card for details.

If indicating F for Framed Doors see page 66.

Finish selection for pulls and hinges is indicated on order form. See page 15 for options.

Model Number Information

Catalog #	Box Finish	Front Finish	Hinge	Pull	Locks
FSCSLF3-W	T- TFL L- HPL O- Oak Veneer M- Maple Veneer	T- TFL L- HPL O- Oak Veneer M- Maple Veneer F- Framed Doors	H1 H2 H3 H4	P1 P2 P3 P4 P5	A- Alike I- Individual G- Group

Model Number Assembly

Catalog #		Box Finish		Front Finish		Hinge		Pull		Locks
FSCSLF3-W	-				-	H		P		

Example: FSCSLF3-W-TT-H1P1I

Bookcase with Adjustable Shelves - 21-6012, 21-7212

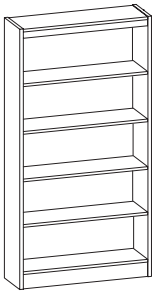

Description:

- 3 adjustable shelves - 60"
- 4 adjustable shelves - 72"
- Includes back panel
- 12" Deep, 36" Wide
- Available in 60" & 72 Height

Notes:

Catalog number 21-6012 refers to unit Height being 60" and 12" Deep

Catalog number 21-7212 refers to unit Height being 72" and 12" Deep

See Finishes Card for details.

Model Number Information

Catalog #	Box Finish	Front Finish
21-6012 21-7212	T- TFL L- HPL O- Oak Veneer M- Maple Veneer	T- TFL L- HPL O- Oak Veneer M- Maple Veneer

Model Number Assembly

Catalog #		Box Finish	Front Finish
21-7212	-		

Example: 21-7212-TT

Bookcase with Lower Lateral File Storage - FSOSLF2-W

Description:

- 2 adjustable shelves
- Includes back panel
- Locking mechanism
- 2 Lateral Files
- Full extension drawers
- 36" Width x 18" Depth x 72" Height

Notes:

See Finishes Card for details.

Finish selection for pulls and hinges is indicated on order form. See page 15 for options.

Model Number Information

Catalog #	Box Finish	Front Finish	Pull	Locks
FSOSLF2-W	T- TFL L- HPL O- Oak Veneer M- Maple Veneer	T- TFL L- HPL O- Oak Veneer M- Maple Veneer	P1 P2 P3 P4 P5	A- Alike I- Individual G- Group

Model Number Assembly

Catalog #		Box Finish		Front Finish		Pull		Locks
FSOSLF2-W	-				-	P		

Example: FSOSLF2-W-TT-P1I

Introduction
General Storage Cabinets
Special Purpose Cabinets
Tiles
Workspace
Track & Accessories
Freestanding & Mobile Units
Finishes

Mobile

Wood Pedestal

Mobile Pedestal with 2 File Drawers - WMP121222-W

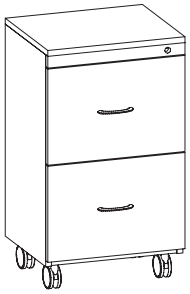

Description:

- Locking mechanism
- 2 file drawer, full extension slides
- Twin-wheel locking caster
- 18" Width x 22" Depth x 27.125" Height

Notes:

See Finishes Card for details.

Finish selection for pulls and hinges is indicated on order form. See page 15 for options.

Model Number Information

Catalog #	Box Finish	Front Finish	Pull	Locks
WMP121222-W	T- TFL L- HPL O- Oak Veneer M- Maple Veneer	T- TFL L- HPL O- Oak Veneer M- Maple Veneer	P1 P2 P3 P4 P5	A- Alike I- Individual G- Group

Model Number Assembly

Catalog #		Box Finish		Front Finish		Pull		Locks
WMP121222-W	-				-	P		

Example: WMP121222-W-TT-P1A

Mobile Pedestal with 2 Box & File Drawer - WMP661222-W



Description:

- Locking mechanism
- 2 box drawers, full extension slides
- 1 file drawer, full extension slides
- Twin-wheel locking caster
- 18" Width x 22" Depth x 27.125" Height

Notes:

See Finishes Card for details.

Finish selection for pulls and hinges is indicated on order form. See page 15 for options.

Model Number Information

Catalog #	Box Finish	Front Finish	Pull	Locks
WMP661222-W	T- TFL L- HPL O- Oak Veneer M- Maple Veneer	T- TFL L- HPL O- Oak Veneer M- Maple Veneer	P1 P2 P3	A- Alike I- Individual G- Group

Model Number Assembly

Catalog #		Box Finish		Front Finish		Pull		Locks
WMP661222-W	-				-	P		

Example: WMP661222-W-TT-P1A

Mobile

Wood Pedestal

Cushion Mobile Pedestal - WMP361222-W



Description:

- Cushion top
- Locking mechanism
- 1 box drawer, full extension slides
- 1 file drawer, full extension slides
- Twin-wheel locking caster
- 18" Width x 22" Depth x 23" Height

Notes:

Indicate color selection and fabric on ordering form. See Finishes Card for details.

Finish selection for pulls and hinges is indicated on order form. See page 15 for options.

Model Number Information

Catalog #	Box Finish	Front Finish	Pull	Locks
WMP361222-W	T- TFL L- HPL O- Oak Veneer M- Maple Veneer	T- TFL L- HPL O- Oak Veneer M- Maple Veneer	P1 P2 P3 P4 P5	A- Alike I- Individual G- Group

Model Number Assembly

Catalog #		Box Finish		Front Finish		Pull		Locks
WMP361222-W	-				-	P		

Example: WMP361222-W-TT-P1I

Hanging Pedestal

Hanging Pedestal with Box & File Drawer- WHP61222-W



Description:

- Locking mechanism
- 1 box drawer, full extension slides
- 1 file drawer, full extension slides
- Twin-wheel locking caster
- 18" Width x 22" Depth x 19.375" Height

Notes:

See Finishes Card for details.

Finish selection for pulls and hinges is indicated on order form. See page 15 for options.

Model Number Information

Catalog #	Box Finish	Front Finish	Pull	Locks
WHP61222-W	T- TFL L- HPL O- Oak Veneer M- Maple Veneer	T- TFL L- HPL O- Oak Veneer M- Maple Veneer	P1 P2 P3 P4 P5	A- Alike I- Individual G- Group

Model Number Assembly

Catalog #		Box Finish		Front Finish		Pull		Locks
WHP61222-W	-				-	P		

Example: WHP61222-W-TT-P1A

Introduction
General Storage Cabinets
Special Purpose Cabinets
Tiles
Workspace
Track & Accessories
Freestanding & Mobile Units
Finishes

Upper Storage

Wood Open Storage

Open Storage - WKWOS



Description:

- 1 fixed shelf

Notes:

Not available for horizontal track mount

Model Number Information

Catalog #	Unit Dimensions W	x D	x H	Box Finish	Mounting Options
WKWOS	24" 30" 36"	14"	16"	T- TFL L- HPL O- Oak Veneer M- Maple Veneer	W- Wall S- Standards

Model Number Assembly

Catalog #	Unit Dimensions W	x	D	x	H	Box Finish	Mounting Options
WKWOS -			1	4	1	6 -	-

Example: WKWOS-241416-T-W

Open Storage - WOS

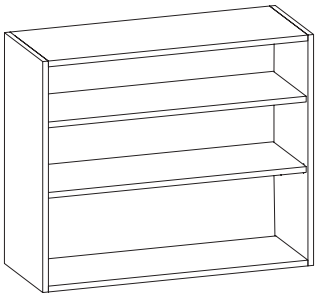

Description:

- 2 adjustable shelves

Notes:

Model Number Information

Catalog #	Unit Dimensions W	x D	x H	Box Finish	Mounting Options
WOS	24" 30" 36"	14"	30" 34"	T- TFL L- HPL O- Oak Veneer M- Maple Veneer	W- Wall S- Standards T- Track

Model Number Assembly

Catalog #	Unit Dimensions W	x	D	x	H	Box Finish	Mounting Options
WOS -			1	4		-	-

Example: WOS-241430-T-W

Cupboard Storage - WCS

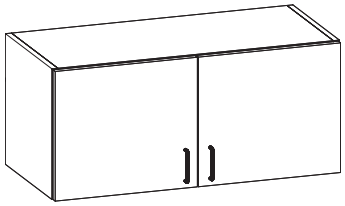

Description:

- Upper storage unit
- Locking Mechanism

Notes:

Not available for horizontal track mount.

If indicating F for Framed Doors see page 66.

Finish selection for pulls and hinges is indicated on order form. See page 15 for options.

Model Number Information

Catalog #	Unit Dimensions W	x D	x H	Box Finish	Front Finish	Hinge	Pull	Locks	Mounting Options
WCS	24" 30" 36"	14"	16"	T- TFL L- HPL O- Oak Veneer M- Maple Veneer	T-TFL L-HPL O- Oak Veneer M- Maple Veneer F- Framed Doors	H1 H2 H3 H4	P1 P2 P3 P4 P5	A- Alike I- Individual G- Group N- None D- Digital	W- Wall S- Standards

Model Number Assembly

Catalog #		Unit Dimensions W	x	D	x	H		Box Finish		Door Finish		Hinge		Pull		Locks		Mounting Options
WCS	-			1	4	1	6	-			-	H		P		A	-	

Example: WCS-241416-TT-H1P1A-W

Cupboard Storage - WCS

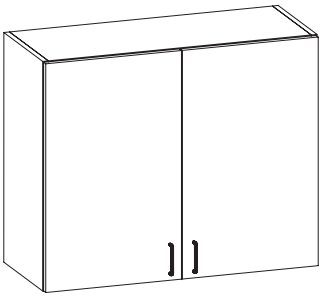

Description:

- Cupboard Storage
- Locking mechanism
- 1 adjustable shelf

Notes:

If indicating F for Framed Doors see page 66.

Finish selection for pulls and hinges is indicated on order form. See page 15 for options.

Model Number Information

Catalog #	Unit Dimensions W	x D	x H	Box Finish	Front Finish	Hinge	Pull	Locks	Mounting Options
WCS	24" 30" 36"	14"	30" 34	T- TFL L- HPL O- Oak Veneer M- Maple Veneer	T-TFL L-HPL O- Oak Veneer M- Maple Veneer F- Framed Doors	H1 H2 H3 H4	P1 P2 P3 P4 P5	A- Alike I- Individual G- Group N- None D- Digital	W- Walls S- Standards T-Track

Model Number Assembly

Catalog #		Unit Dimensions W	x	D	x	H		Box Finish		Door Finish		Hinge		Pull		Locks		Mounting Options
WCS	-			1	4			-			-	H		P		A	-	

Example: WCS-241430-TT-H1P1A-W

elements by mediatechnologies®

Upper Storage

Wood Cupboard with Folio Storage

Cupboard Storage with Lower Folio Storage - WCSFS

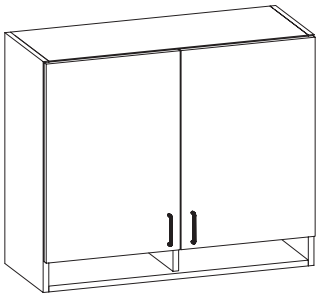

Description:

- Cupboard storage unit
- Locking mechanism
- 1 adjustable shelf
- 2 folio cubbies

Notes:

If indicating F for Framed Doors see page 66.

Finish selection for pulls and hinges is indicated on order form. See page 15 for options.

Model Number Information

Catalog #	Unit Dimensions W x D x H			Box Finish	Door Finish	Hinge	Pull	Locks	Mounting Options
WCSFS	24" 30" 36"	14"	30" 34"	T- TFL L- HPL O- Oak Veneer M- Maple Veneer	T- TFL L- HPL O- Oak Veneer M- Maple Veneer F- Framed Doors	H1 H2 H3	P1 P2 P3 P4 P5	A- Alike I- Individual G- Group N- None D- Digital	W- Wall S- Standard T- Track

Model Number Assembly

Catalog #		Unit Dimensions W x D x H						Box Finish		Door Finish		Hinge		Pull		Locks		Mounting Options
WCSFS	-			1	4			-			-	H		P		A	-	

Example: WCSFS-241430-TT-H1P1A-W

Locker Shelf with Hanging Rod - LSR

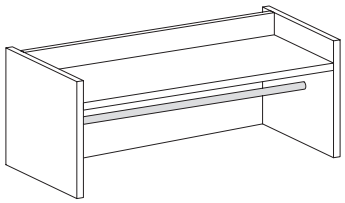

Description:

- 1 fixed shelf
- 1 hanger Rod

Notes:

Not available for track mount.

Model Number Information

Catalog #	Unit Dimensions W x D x H			Box Finish	Mounting Options
LSR	30" 36"	14"	16"	T- TFL L- HPL O- Oak Veneer M- Maple Veneer	W- Wall S- Standards

Model Number Assembly

Catalog #		Unit Dimensions W x D x H						Box Finish		Mounting Options
LSR	-			1	4	1	6	-		-	

Example: LSR-301416-T-W

Locker Shelf with Hooks - LSH

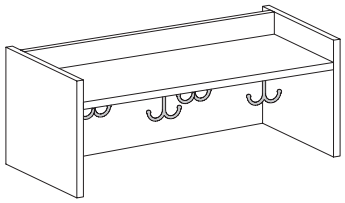

Description:

- Top mounted hooks
- 30"W = 4 hooks
- 36"W = 5 hooks

Notes:

Not available for track mount.

Model Number Information

Catalog #	Unit Dimensions W x D x H			Box Finish	Mounting Options
LSH	30" 36"	14"	16"	T- TFL L- HPL O- Oak Veneer M- Maple Veneer	W- Wall S- Standards

Model Number Assembly

Catalog #		Unit Dimensions W x D x H						Box Finish		Mounting Options
LSH	-			1	4	1	6	-		

Example: LSH-301416-T-W

NOTES:

Table of Contents

Track & Attachments 154
Computer & Desk Accessories..... 156
Electrical 157
Wiring System..... 158
Tote Bins 160

Track & Attachments

elements by mediatechnologies®

Horizontal Mounting Track - HT-96

Description:
- Anodized aluminum
- Track available in 8 ft sections

Model Number: HT-96

Horizontal Mounting Track End Cap - HTAEC

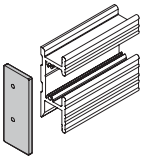

Description:
- End Cap removes for accessibility to the interior of the horizontal mounting track

Model Number: HTAEC

PVC Wire Manager - HTAWM

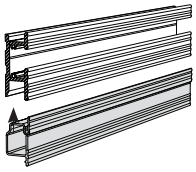

Description:
- Snaps directly onto the horizontal track
- Available in 8 ft sections

Model Number: HTAWM

Horizontal Mounting Track #12 Screw - HTWS-2

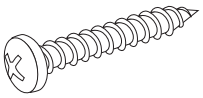

Description:
- #12 X 2" wood screw

Model Number: HTWS-2

Horizontal Mounting Track Anchor Bolt - HTAB

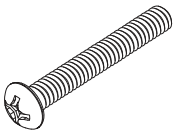

Model Number Information

Catalog #	Description
HTAB-1.5	1/4"-20 x 1-1/2" bolt
HTAB-2.5	1/4"-20 x 2-1/2" bolt
HTAB-3	1/4"-20 x 3" bolt

Horizontal Mounting Track Toggler Anchor - HTDST

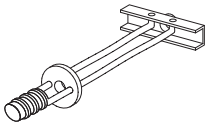

Description:
- 1/4" - 20 x 2"

Model Number: HTAB

Utensil Tray - UT48

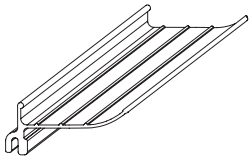

Description:
- Anodized aluminum Utensil Tray
- Mounts to horizontal track
- Available in 48" sections

Model Number: UT48

Horizontal Mounting Track Connector Splice - HTACS

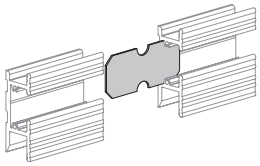

Description:
- 16 gauge aluminum

Model Number: HTACS

Horizontal Track Spacer - HTSP

Description:
- Wood elements track spacer
- Use for accurate spacing of upper and lower track.

Model Number: HTSP

Nylon Tipped Set Screws - HTNSS

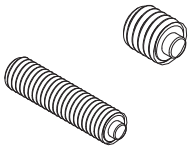

Model Number Information

Catalog #	Description
HTNSS-.25	10/32" x 1/4" screw
HTNSS-.75	10/32" x 3/4" screw
HTNSS-.1875	10/32" x 3/16" screw

Anchor Bolt Double Expansion - HTDEA-1.25

Description:
- 1/4" - 20 x 1-1/4"

Model Number: HTDEA-1.25

Cork Strip - CS48

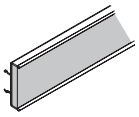

Description:
- 1/4" thick cork
- Available in 48" sections
- Snaps directly onto the upper horizontal track

Model Number: CS48

Worksurface Mending Plate - WMP

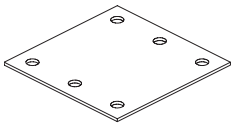

Description:
- Attaches worksurfaces

Model Number: WMP

Adjustable Vertical Standard Track - VST

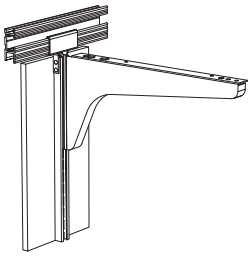

Description:
- Attaches to lower horizontal track
- Allows worksurface support arm to attach at adjustable heights

Note: Order Worksurface Support Adjusable Arm-WSA Separately

Model Number: VST

Worksurface Support Bracket - WSB

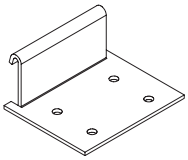

Description:
- Attaches to edge of worksurface and hangs on lower horizontal track

Model Number: WSB

Worksurface Support Adjustable Arm - WSA

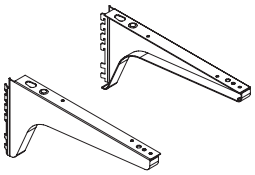

Description:
- Adjustable height support arm
- Attaches to Worksurface Vertical Support

Model Number Information

Catalog #	Description
WSAL-16	Left, 16" depth
WSAL-22	Left, 22" depth
WSAR-16	Right, 16" depth
WSAR-22	Right, 22" depth

Cabinet Jack - HCJ-223770-F880

Description:
- Foot operated hydraulic pump
- For use with Base, Wall and Tall units
- 880 lb. capacity allows loaded or unloaded cabinets to be moved
- Adjustable width forks
- Swivel casters with brakes

Model Number: HCJ-223770-F880

Computer & Desk Accessories

elements by mediatechnologies®

CPU Holder - ACPU-CS-10

Description:
- Under-Desk Mounting Kit
- Adjust to 5 1/4" to 9 1/4" wide and 15 3/8" to 21" height

Model Number: ACPU-CS-10

Rotating CPU Holder - ACPU-CS-11

Description:
- Under-Desk Mounting Kit
- Adjust to 5 1/4" to 9 1/4" wide and 15 3/8 to 21" height
- Rotates 180°

Model Number: ACPU-CS-11

CPU Holder - ACPU-CS-MOB

Description:
- Easy to move computer, also gives access to back
- Adjustable width 6" to 10-1/2"

Model Number: ACPU-CS-MOB

Sliding Keyboard Tray - AAKT001

Description:
- Streamline design with contoured wrist support
- 22 3/4" W x 12" D

Model Number: AAKT001

Articulating Keyboard Mechanism - AAKT003

Description:
- Articulating Keyboard Mechanism with Mouse Tray
- Clamps to mechanism
- Slide out, swivel and tilt, lock position
- Includes padded wrist rest

Model Number: AAKT003

Pencil Drawer - MCD1817 / MCD1817-SW

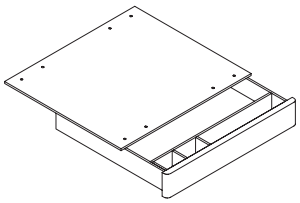

Description:
- 18" W x 17" D metal construction with core removable lock
- Nylon glide assembly, and built in pencil tray
- Optional wood front (add SW to model number - MCD817-SW)

Model Number: MCD1817

Task Lights-TL

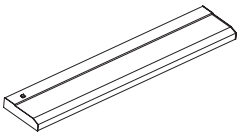

Description:
- Energy efficient
- 9' black power cord with 90° plug, sw rotation, right hand exit unless otherwise specified

Model Number Information

Catalog #	Cord Exit
TL-VT28 TL-VT34	LH- Left Handed CC- Center HW- Hardwire

Model Number: TL

Interact J Power/Data - AIACTJ

Description:
- Designed for single user
- 1 cat. 5 data, 1 voice ports, 2 power receptacles
- Unit measures 5 3/4" x 5 3/8"
- 6', 15 amp cord

Model Number: AIACTJ

Power Strip - ABEA72

Description:
- Mounts to edge of work surface, cut out not required
- Fits worksurfaces 3/4" to 1 3/4" thick
- 3 simplexes and 2 voice/data ports
- 6', 15 AMP cord

Model Number: ABEA72

Flip Up Power/Data Unit - ABJPT

Description:
- (2) 15 AMP simplex outlets and 2- voice/data port
- Pass through routing portals
- Pass through cable routing
- 6', 15 AMP cord
- 5" deep by 6 7/8" wide

Model Number: ABJPT

Power Sphere - A003PDS

Description:
- Retrofits into a 3" diameter hole
- 2 simplexes outlets and 2 data ports
- 6', 15 amp cord

Model Number: A003PDS

Wire Grommets - A30G

Description:
- Adjustable hole openings
- 80 mm diameter
- Black

Model Number: A30G

Vertical Wire Management - AWM32-VERTS / VERTB

Description:
- Weighted metal base with table attachment elements
- Easy to adjust by adding or removing plastic discs as required
- Available in silver (-VERTS) or black (-VERTB)

Model Number: AWM32-VERTS

Cable Grip-ACG

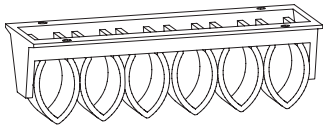

Description:
- Manage electrical & data cables
- Available in Aluminum (A) or Black (B) colors
- Sold in sets of two

Model Number Information

Catalog #	Description
ACG-3A	2.5" x 3.5" Aluminum
ACG-5A	2.5" x 5.375" Aluminum
ACG-3B	2.5" x 3.5" Black
ACG-5B	2.5" x 5.375" Black

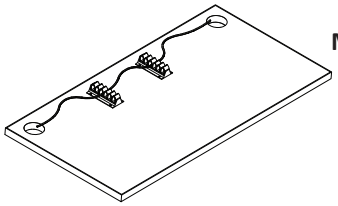

Model Number: ACG

Power Source - AE-2

Description:
- 2 power receptacles
- 15 AMP cord

Model Number: AE-2

Wiring System

elements
by mediatechnologies®

4 Track Wire System
Standard Features:
- 4 wires, 2 circuits, 20 Amps each (Circuit 1 and 2 only)
- 13 - Duplex receptacles per circuit, 26 -15 Am Duplex receptacles per power infeed maximum
- Easy to install and reconfigure
- Requires less space
- UL Listed as Manufactured Wiring System
- More economical than 8-Wire System



36" Table Kit - MT-4T-36

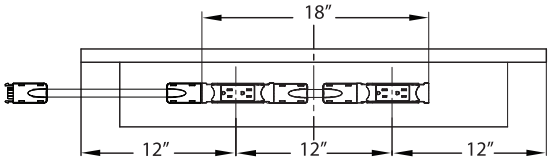

Model Number: MT-4T-36

48" Table Kit MT-4T-48

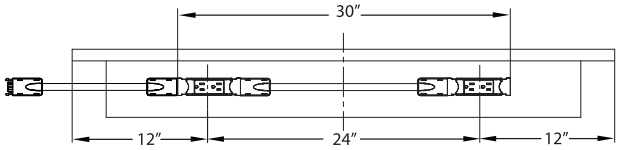

Model Number: MT-4T-48

60" Table Kit - MT-4T-60

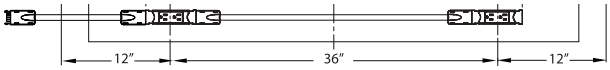

Model Number: MT-4T-60

72" Table Kit - MT-4T-72

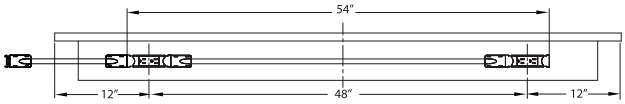

Model Number: MT-4T-72

Jumper-JMM-

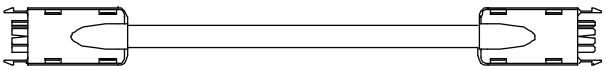

Description:
- Available in 9", 12", 18" 22", 24", 30", 36", 42", 48" lengths

Model Number: JMM-

Jumper-JMF-



Description:
- Available in 9", 12", 18" 22", 24", 30", 36", 42", 48" lengths

Model Number: JMF-

Single Circuit Power Entry-SCPE

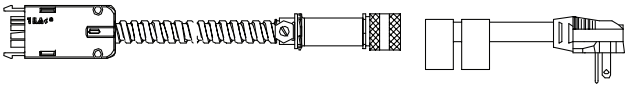

Description:
- 20 AMP
- 72"

Model Number: MT-41920-SCPE

Power Entry - MT-4T-MLPE

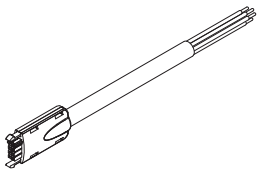

Description:
- 2 Circuit Power Entry
- 72"

Model Number: MT-4T-MLPE

Mounting Bracket - MT-4C-MBK

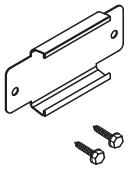

Description:
- 1 Mounting Bracket
- 2 Screws

Model Number: MT-4C-MBK

Tote Bins

elements
by mediatechnologies®

Tote Bin A - TBA-150

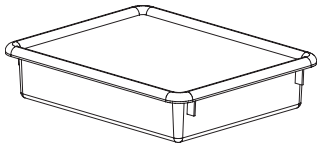

Description:

- 3" Letter Bin
- 10.75" W x 13.25" D x 3.25" H
- Includes lid
- Gloss finish

Model Number Information

Catalog #	Color
TBA-150	CL- Clear RD- Red YE- Yellow BL- Blue GN- Green BK- Black

Model Number Assembly

Catalog #	Color
TBA-150 -	

Example: TBA-150-CL

Tote Bin B - TBB-160

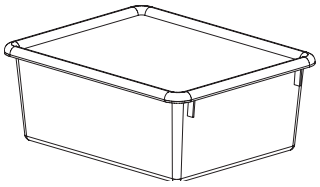

Description:

- 5" Letter Bin
- 10.75" W x 13.25" D x 5.2 5" H
- Includes lid
- Gloss finish

Model Number Information

Catalog #	Color
TBB-160	CL- Clear RD- Red YE- Yellow BL- Blue GN- Green BK- Black

Model Number Assembly

Catalog #	Color
TBB-160 -	

Example: TBB-160-CL

Tote Bin C - TBC-120

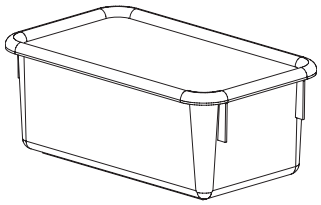

Description:

- Stowaway Bin
- 8.25" W x 13.75" D x 5.75 H
- Includes lid
- Gloss finish

Model Number Information

Catalog #	Color
TBC-120	CL- Clear RD- Red YE- Yellow BL- Blue GN- Green BK- Black

Model Number Assembly

Catalog #	Color
TBC-120 -	

Example: TBC-120-CL

Tote Bin D - TBD-110

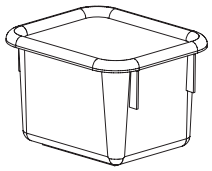

Description:

- Half Stoway Bin
- 7.0" W x 8.25" D x 5.75' H
- Includes lid
- Gloss finish

Model Number Information

Catalog #	Color
TBD-110	CL- Clear RD- Red YE- Yellow BL- Blue GN- Green BK- Black

Model Number Assembly

Catalog #	Color
TBD-110 -	

Example: TBD-110-CL

NOTES:

NOTES:

Table of Contents

Visual Guide.....164
Working With... 167
36" Wide.....168
29" High.....168
36" High.....172
42" High.....175
48" High.....179
54" High.....181
72" High.....184
48" Wide.....186
42" High.....186
48" High.....188
54" High.....189
60" Wide Credenzas 191
29" High.....191
36" High.....193
72" Wide Credenzas 195
29" High.....195
36" High.....197
Lockers.....199
Personal Cabinets.....200
Technology Carts 201
Personal Desks.....202

Visual Guide

elements by mediatechnologies®

36" Wide / 38" Wide*

29" High

OS3629
Pg. 168

CS3629
Pg. 168

OCB3629
Pg. 169

CCB3629
Pg. 169

FS3629
Pg. 170

OTA3829
Pg. 171

OTB3829
Pg. 171

36" High

OS3636
Pg. 172

CS3636
Pg. 172

OCB3636
Pg. 173

CCB3636
Pg. 173

DS3636
Pg. 174

42" High

OSFSL3642
Pg. 175

CSFSL3642
Pg. 175

OS3642
Pg. 176

CS3642
Pg. 176

OCB3642
Pg. 177


CCB3642
Pg. 177

OSD3642
Pg. 178

48" High

OSCS3648
Pg. 179

OSFL3648
Pg. 179

CSFS3648
Pg. 180

54" High

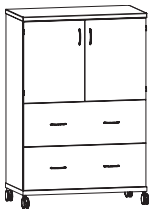
CSFSL3654
Pg. 181


W3654
Pg. 181

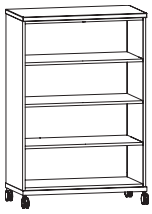
OS3654
Pg. 182

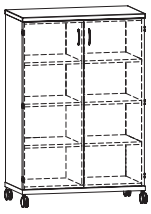
CS3654
Pg. 182

54" High

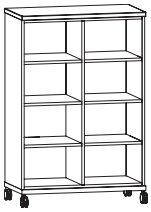
OCB3654
Pg. 183

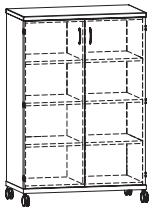
CCB3654
Pg. 183

72" High

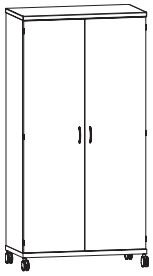
CS3672
Pg. 184


CSFSL3672
Pg. 184

WRS3672
Pg. 185

elements
by mediatechnologies®

Visual Guide

48" Wide

42" High

OCB4842
Pg. 186

OSD4842
Pg. 186

OSFSL4842
Pg. 187

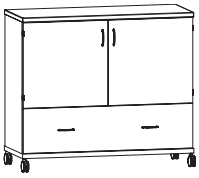

CSFSL4842
Pg. 187

48" High

OSCS4848
Pg. 188

CSFSD4848
Pg. 188

54" High



OCB4854
Pg. 189



CCB4854
Pg. 189

CSFSL4854
Pg. 190



W4854
Pg. 190

60" Wide Credenzas

29" High

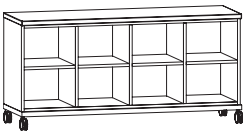

OCB6029
Pg. 191

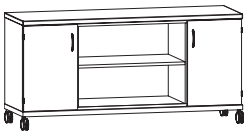

CSOS6029
Pg. 191

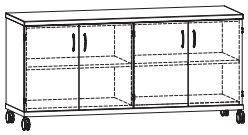

CS6029
Pg. 192



CSFSL6029
Pg. 192

36" High

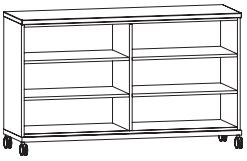

OS6036
Pg. 193

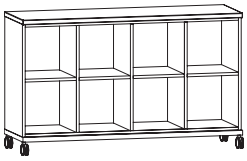

OCB6036
Pg. 193

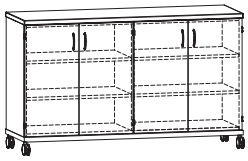

CS6036
Pg. 194

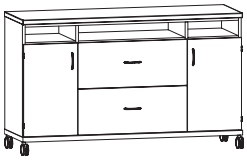

CSFSL6036
Pg. 194

Visual Guide

elements by mediatechnologies®

72" Wide Credenzas

29" High

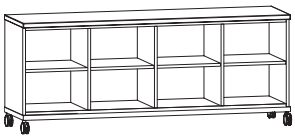

OCB7229
Pg. 195

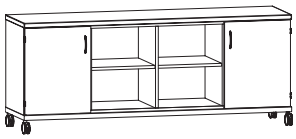

CSOCB7229
Pg. 195

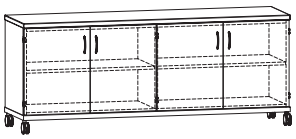

CS7229
Pg. 196



CSFSL7229
Pg. 196

36" High

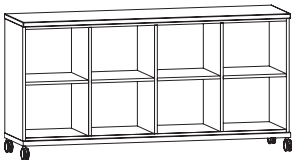

OCB7236
Pg. 197

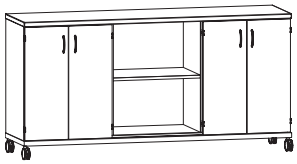

CSOS7236
Pg. 197

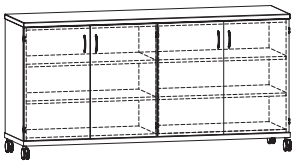

CS7236
Pg. 198

Lockers

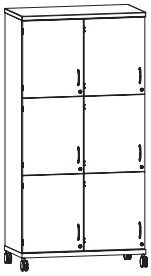

L63672
Pg. 199

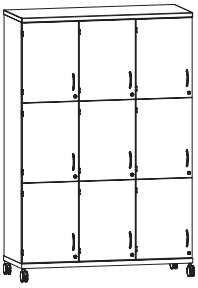

L94872
Pg. 199

Personal Cabinets and Technology Carts

PC1842-MB
Pg. 200

PCD1842-MB
Pg. 200

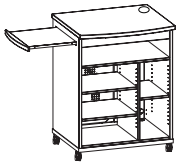

PCD3242-MB
Pg. 201

PCDD3242-MB
Pg. 201

Personal Desks

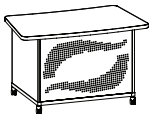

PD4830-MB
Pg. 202

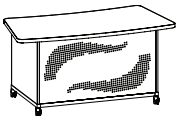

PD6030-MB
Pg. 202

CONSTRUCTION DETAILS

The diagram below illustrates basic design features of Freestanding & Mobile Units.

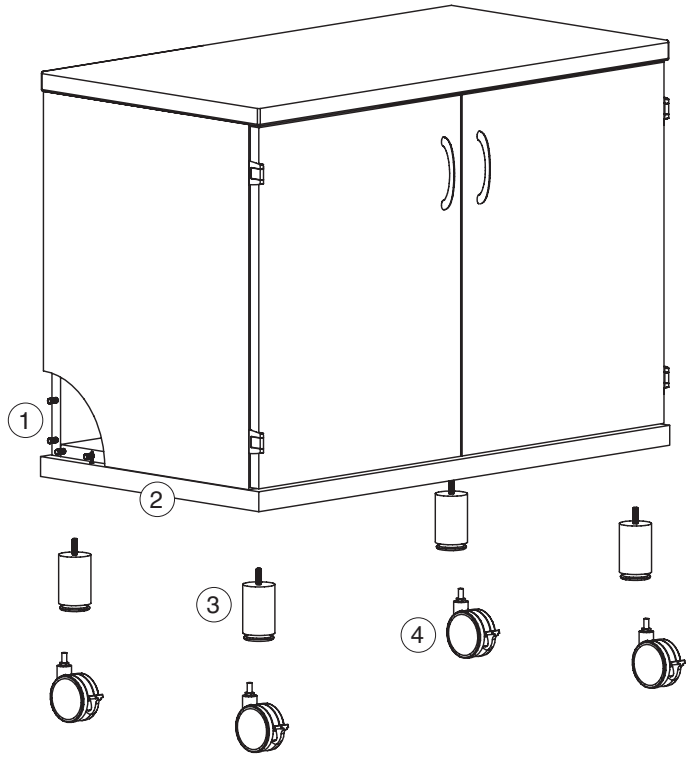

1. Backs are 3/4" thick engineered wood or hardwood plywood.
2. Steel frame is 11 gauge 1-1/4" square steel tubing. Frame assembly is attached to cabinet using wood screws.
3. Freestanding units use 1-1/2" diameter steel legs. Legs are equipped with leveling glides and attach via threaded inserts on underside of steel frame assembly.
4. Mobile units use twin-locking casters that attach via threaded inserts on underside of the steel frame assembly.

*Freestanding steel support legs and Mobile casters use the same threaded inserts and are interchangeable.

36" Wide

29" High

elements by mediatechnologies®

Open Storage - OS3629

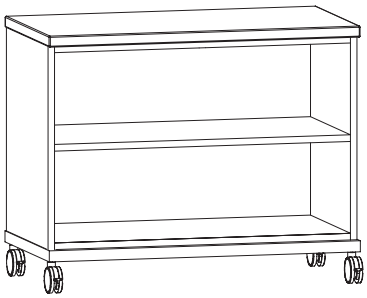

Description:

- 1 adjustable shelf
- 18.75" or 24"depth
- Steel frame is 11 gauge 1-1/4" square steel tubing
- Finished HPL top

Notes:

Freestanding units come equipped with 3" support legs.

Mobile units come equipped with 75mm casters.

Indicate powder coat selection on ordering form. See Finishes Card.

HPL for tops is indicated on order.

Model Number Information

Catalog #	Depth	Freestanding/ Mobile	Box Finish
OS3629	18" 24"	FS- Freestanding MB- Mobile	T- TFL L- HPL O- Oak Veneer M- Maple Veneer

Model Number Assembly

Catalog #	Depth	Free/ Mobile	Box Finish
OS3629 -	-	-	

Example: OS3629-18-MB-T

Cupboard Storage - CS3629

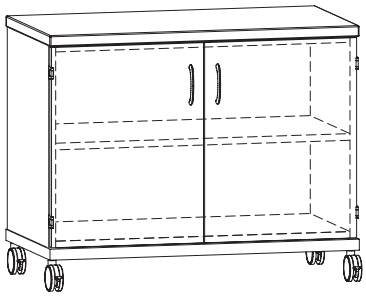

Description:

- 1 adjustable shelf
- 18.75" or 24"depth
- Locks optional
- Steel frame is 11 gauge 1-1/4" square steel tubing
- Finished HPL top

Notes:

Freestanding units come equipped with 3" support legs.

Mobile units come equipped with 75mm casters.

Indicate powder coat selection on ordering form. See Finishes Card.

If indicating F for Framed Doors see page 66.

HPL for tops is indicated on order.

Finish selection for pulls and hinges is indicated on order. See page 15 for options.

Model Number Information

Catalog #	Depth	Freestanding/ Mobile	Box Finish	Front Finish	Hinge	Pull	Locks
CS3629	18" 24"	FS- Freestanding MB- Mobile	T- TFL L- HPL O- Oak Veneer M- Maple Veneer	T- TFL L- HPL O- Oak Veneer M- Maple Veneer	H1 H2 H3 H4	P1 P2 P3 P4 P5	A- Alike I- Individual G- Group N- None D- Digital

Model Number Assembly

Catalog #	Depth	Free/ Mobile	Box Finish	Front Finish	Hinge	Pull	Locks
CS3629 -	-	-		-			

Example: CS3629-18-MB-TL-H2P2N

elements
by mediatechnologies®

36" Wide
29" High

Open Cubicle Storage - OCB3629

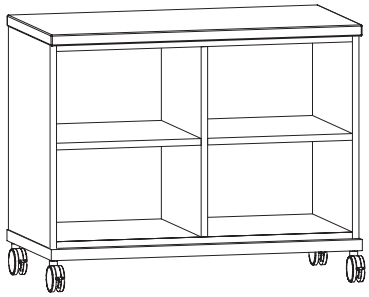

Description:

- 1 fixed vertical partition
- 2 adjustable shelves
- 18.75" or 24"depth
- Steel frame is 11 gauge 1-1/4" square steel tubing
- Finished HPL top

Notes:

Freestanding units come equipped with 3" support legs.

Mobile units come equipped with 75mm casters.

Indicate powder coat selection on ordering form. See Finishes Card.

HPL for tops is indicated on order.

Model Number Information

Catalog #	Depth	Freestanding/ Mobile	Box Finish
OCB3629	18" 24"	FS- Freestanding MB- Mobile	T- TFL L- HPL O- Oak Veneer M- Maple Veneer

Model Number Assembly

Catalog #	Depth	Free/ Mobile	Box Finish
OCB3629 -	1 8 -	-	

Example: OCB3629-18-MB-T

Cupboard Cubicle Storage - CCB3629

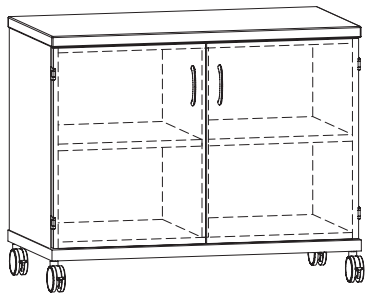

Description:

- 1 fixed vertical partition
- 2 adjustable shelves
- 18.75" or 24"depth
- Locks optional
- Steel frame is 11 gauge 1-1/4" square steel tubing
- Finished HPL top

Notes:

Freestanding units come equipped with 3" support legs.

Mobile units come equipped with 75mm casters.

Indicate powder coat selection on ordering form. See Finishes Card.

If indicating F for Framed Doors see page 66.

HPL for tops is indicated on order.

Finish selection for pulls and hinges is indicated on order. See page 15 for options.

Model Number Information

Catalog #	Depth	Freestanding/ Mobile	Box Finish	Front Finish	Hinge	Pull	Locks
CCB3629	18" 24"	FS- Freestanding MB- Mobile	T- TFL L- HPL O- Oak Veneer M- Maple Veneer	T- TFL L- HPL O- Oak Veneer M- Maple Veneer F- Framed Doors	H1 H2 H3 H4	P1 P2 P3 P4 P5	A- Alike I- Individual G- Group N- None D- Digital

Model Number Assembly

Catalog #	Depth	Free/ Mobile	Box Finish	Front Finish	Hinge	Pull	Locks
CCB3629 -	-	-		-			

Example: CCB3629-18-MB-TL-H2P2N

elements
by mediatechnologies®

36" Wide
29" High

File Storage with 4 Standard Drawers and 2 File-Sized Drawers - FS3629



Description:

- 4 box drawers
- 2 file drawers
- Full extension slides
- 18.75" or 24" depth
- Locks optional
- Steel frame is 11 gauge 1-1/4" square steel tubing
- Finished HPL top

Notes:

Freestanding units come equipped with 3" support legs.

Mobile units come equipped with 75mm casters.

Indicate powder coat selection on ordering form. See Finishes Card.

HPL for tops is indicated on order.

Finish selection for pulls and hinges is indicated on order. See page 15 for options.

Model Number Information

Catalog #	Depth	Freestanding/ Mobile	Box Finish	Front Finish	Pull	Locks
FS3629	18" 24"	FS- Freestanding MB- Mobile	T- TFL L- HPL O- Oak Veneer M- Maple Veneer	T- TFL L- HPL O- Oak Veneer M- Maple Veneer	P1 P2 P3 P4 P5	A- Alike I- Individual G- Group N- None D- Digital

Model Number Assembly

Catalog #	Depth	Free/ Mobile	Box Finish	Front Finish	Pull	Locks
FS3629 -	-	-	-	-		

Example: FS3629-18-MB-TL-P2N

elements
by mediatechnologies®

38" Wide
29" High

Open Tote Storage - OTA3829



Description:

- 2 fixed vertical partitions
- Holds (15) size A tote bins,
- 18.75" or 24" depth
- Steel frame is 11 gauge 1-1/4" square steel tubing
- Finished HPL top

Notes:

Freestanding units come equipped with 3" support legs.

Mobile units come equipped with 75mm casters

Indicate powder coat selection on ordering form. See Finishes Card.

Tote Bins are ordered as separate line items. See Track & Accessories section.

HPL for tops is indicated on order.

Model Number Information

Catalog #	Depth	Freestanding/ Mobile	Box Finish
OTA3829	18" 24"	FS- Freestanding MB- Mobile	T- TFL L- HPL O- Oak Veneer M- Maple Veneer

Model Number Assembly

Catalog #	Depth	Free/ Mobile	Box Finish
OTA3829 -	1 8 -	-	

Example: OTA3829-18-MB-T

Open Tote Storage - OTB3829



Description:

- 2 fixed vertical partitions
- Holds (9) size B tote bins
- 18.75" or 24" depth
- Steel frame is 11 gauge 1-1/4" square steel tubing
- Finished HPL top

Notes:

Freestanding units come equipped with 3" support legs.

Mobile units come equipped with 75mm casters

Indicate powder coat selection on ordering form. See Finishes Card.

Tote Bins are ordered as separate line items. See Track & Accessories section.

HPL for tops is indicated on order.

Model Number Information

Catalog #	Depth	Freestanding/ Mobile	Box Finish
OTB3829	18" 24"	FS- Freestanding MB- Mobile	T- TFL L- HPL O- Oak Veneer M- Maple Veneer

Model Number Assembly

Catalog #	Depth	Free/ Mobile	Box Finish
OTB3829 -	-	-	

Example: OTB3829-18-MB-T

36" Wide

36" High

elements by mediatechnologies®

Open Storage - OS3636

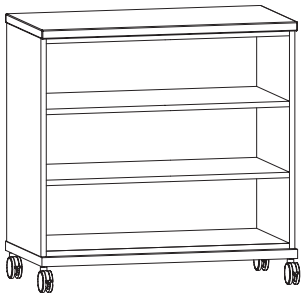

Description:

- 2 adjustable shelves
- 18.75" or 24" depth
- Steel frame is 11 gauge 1-1/4" square steel tubing
- Finished HPL top

Notes:

Freestanding units come equipped with 3" support legs.

Mobile units come equipped with 75mm casters.

Indicate powder coat selection on ordering form. See Finishes Card.

HPL for tops is indicated on order.

Model Number Information

Catalog #	Depth	Freestanding/ Mobile	Box Finish
OS3636	18" 24"	FS- Freestanding MB- Mobile	T- TFL L- HPL O- Oak Veneer M- Maple Veneer

Model Number Assembly

Catalog #	Depth	Free/ Mobile	Box Finish
OTB3636 -	-	-	-

Example: OS3636-18-MB-T

Cupboard Storage - CS3636

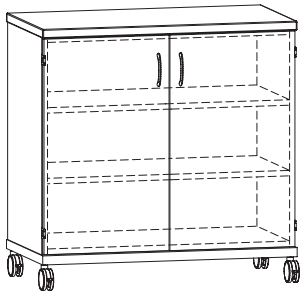

Description:

- 2 adjustable shelves
- 18.75" or 24" depth
- Locks optional
- Steel frame is 11 gauge 1-1/4" square steel tubing
- Finished HPL top

Notes:

Freestanding units come equipped with 3" support legs.

Mobile units come equipped with 75mm casters.

Indicate powder coat selection on ordering form. See Finishes Card.

If indicating F for Framed Doors see page 66.

HPL for tops is indicated on order.

Finish selection for pulls and hinges is indicated on order. See page 15 for options.

Model Number Information

Catalog #	Depth	Freestanding/ Mobile	Box Finish	Front Finish	Hinge	Pull	Locks
CS3636	18" 24"	FS- Freestanding MB- Mobile	T- TFL L- HPL O- Oak Veneer M- Maple Veneer	T- TFL L- HPL O- Oak Veneer M- Maple Veneer F- Framed Doors	H1 H2 H3 H4	P1 P2 P3 P4 P5	A- Alike I- Individual G- Group N- None D- Digital

Model Number Assembly

Catalog #	Depth	Free/ Mobile	Box Finish	Front Finish	Hinge	Pull	Locks
CS3636 -	-	-	-	-			

Example: CS3636-18-MB-TL-H2P2N

elements
by mediatechnologies®

36" Wide
36" High

Open Cubicle Storage - OCB3636

Description:

- 1 fixed vertical partition
- 4 adjustable shelves
- 18.75" or 24" depth
- Steel frame is 11 gauge 1-1/4" square steel tubing
- Finished HPL top

Notes:

Freestanding units come equipped with 3" support legs.

Mobile units come equipped with 75mm casters.

Indicate powder coat selection on ordering form. See Finishes Card.

HPL for tops is indicated on order.

Model Number Information

Catalog #	Depth	Freestanding/ Mobile	Box Finish
OCB3636	18" 24"	FS- Freestanding MB- Mobile	T- TFL L- HPL O- Oak Veneer M- Maple Veneer

Model Number Assembly

Catalog #	Depth	Free/ Mobile	Box Finish
OCB3636 -	-	-	-

Example: OCB3636-18-MB-T

Cupboard Cubicle Storage - CCB3636

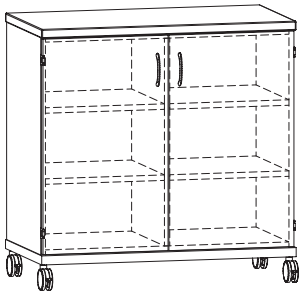

Description:

- 1 fixed vertical partition
- 4 adjustable shelves
- 18.75" or 24" depth
- Locks optional
- Steel frame is 11 gauge 1-1/4" square steel tubing
- Finished HPL top

Notes:

Freestanding units come equipped with 3" support legs.

Mobile units come equipped with 75mm casters.

Indicate powder coat selection on ordering form. See Finishes Card.

If indicating F for Framed Doors see page 66.

HPL for tops is indicated on order.

Finish selection for pulls and hinges is indicated on order. See page 15 for options.

Model Number Information

Catalog #	Depth	Freestanding/ Mobile	Box Finish	Front Finish	Hinge	Pull	Locks
CCB3636	18" 24"	FS- Freestanding MB- Mobile	T- TFL L- HPL O- Oak Veneer M- Maple Veneer	T- TFL L- HPL O- Oak Veneer M- Maple Veneer F- Framed Doors	H1 H2 H3 H4	P1 P2 P3 P4 P5	A- Alike I- Individual G- Group N- None D- Digital

Model Number Assembly

Catalog #	Depth	Free/ Mobile	Box Finish	Front Finish	Hinge	Pull	Locks
CCB3636 -	-	-	-	-			

Example: CCB3636-MB-TL-H2P2N

elements
by mediatechnologies®

36" Wide
36" High

Drawer Storage with 5 Drawers - DS3636



Description:

- 5 storage drawers
- Full extension slides
- 18.75" or 24" depth
- Locks optional
- Steel frame is 11 gauge 1-1/4" square steel tubing
- Finished HPL top

Notes:

Freestanding units come equipped with 3" support legs.

Mobile units come equipped with 75mm casters.

Indicate powder coat selection on ordering form. See Finishes Card.

HPL for tops is indicated on order.

Finish selection for pulls and hinges is indicated on order. See page 15 for options.

Model Number Information

Catalog #	Depth	Freestanding/ Mobile	Box Finish	Front Finish	Pull	Locks
DS3636	18" 24"	FS- Freestanding MB- Mobile	T- TFL L- HPL O- Oak Veneer M- Maple Veneer	T- TFL L- HPL O- Oak Veneer M- Maple Veneer	P1 P2 P3 P4 P5	A- Alike I- Individual G- Group N- None D- Digital

Model Number Assembly

Catalog #	Depth	Free/ Mobile	Box Finish	Front Finish	Pull	Locks
DS3636 -	-	-		-		

Example: DS3636-18-MB-TL-P2N

elements
by mediatechnologies®

36" Wide
42" High

Open Storage with 1 Lateral File Drawer - OSFSL3642



Description:

- 1 adjustable shelf
- 1 lateral file drawer
- Supports hanging files
- Full extension slides
- 18.75" or 24" depth
- Locks optional
- Steel frame is 11 gauge 1-1/4" square steel tubing
- Finished HPL top

Notes:

Freestanding units come equipped with 3" support legs.

Mobile units come equipped with 75mm casters.

Indicate powder coat selection on ordering form. See Finishes Card.

HPL for tops is indicated on order.

Finish selection for pulls and hinges is indicated on order. See page 15 for options.

Model Number Information

Catalog #	Depth	Freestanding/ Mobile	Box Finish	Front Finish	Pull	Locks
OSFSL3642	18" 24"	FS- Freestanding MB- Mobile	T- TFL L- HPL O- Oak Veneer M- Maple Veneer	T- TFL L- HPL O- Oak Veneer M- Maple Veneer	P1 P2 P3 P4 P5	A- Alike I- Individual G- Group N- None D- Digital

Model Number Assembly

Catalog #	Depth	Free/ Mobile	Box Finish	Front Finish	Pull	Locks
OSFSL3642 -	-	-		-		

Example: OSFSL3642-18-MB-TL-P2N

Cupboard Storage with Lateral File Drawer - CSFSL3642



Description:

- Upper storage has 1 fixed vertical partition and 2 adjustable shelves
- 1 lower lateral file drawer
- Supports hanging files
- Full extension slides
- 18.75" or 24" depth
- Locks optional
- Steel frame is 11 gauge 1-1/4" square steel tubing
- Finished HPL top

Notes:

Freestanding units come equipped with 3" support legs.

Mobile units come equipped with 75mm casters.

Indicate powder coat selection on ordering form. See Finishes Card.

If indicating F for Framed Doors see page 66.

HPL for tops is indicated on order.

Finish selection for pulls and hinges is indicated on order. See page 15 for options.

Model Number Information

Catalog #	Depth	Freestanding/ Mobile	Box Finish	Front Finish	Hinge	Pull	Locks
CSFSL3642	18" 24"	FS- Freestanding MB- Mobile	T- TFL L- HPL O- Oak Veneer M- Maple Veneer	T- TFL L- HPL O- Oak Veneer M- Maple Veneer F- Framed Doors	H1 H2 H3 H4	P1 P2 P3 P4 P5	A- Alike I- Individual G- Group N- None D- Digital

Model Number Assembly

Catalog #	Depth	Free/ Mobile	Box Finish	Front Finish	Hinge	Pull	Locks
CSFSL3642 -	-	-		-			

Example: CSFSL3642-18-MB-TL-H2P2N

36" Wide

42" High

elements by mediatechnologies®

Open Storage - OS3642



Description:

- 2 adjustable shelves
- 18.75" or 24" depth
- Steel frame is 11 gauge 1-1/4" square steel tubing
- Finished HPL top

Notes:

Freestanding units come equipped with 3" support legs.

Mobile units come equipped with 75mm casters.

Indicate powder coat selection on ordering form. See Finishes Card.

HPL for tops is indicated on order.

Model Number Information

Catalog #	Depth	Freestanding/ Mobile	Box Finish
OS3642	18" 24"	FS- Freestanding MB- Mobile	T- TFL L- HPL O- Oak Veneer M- Maple Veneer

Model Number Assembly

Catalog #	Depth	Free/ Mobile	Box Finish
OS3642 -	-	-	

Example: OS3642-18-MB-T

Cupboard Storage - CS3642



Description:

- 2 adjustable shelves
- 18.75" or 24" depth
- Steel frame is 11 gauge 1-1/4" square steel tubing
- Finished HPL top

Notes:

Freestanding units come equipped with 3" support legs.

Mobile units come equipped with 75mm casters.

Indicate powder coat selection on ordering form. See Finishes Card.

If indicating F for Framed Doors see page 66.

HPL for tops is indicated on order.

Finish selection for pulls and hinges is indicated on order. See page 15 for options.

Model Number Information

Catalog #	Depth	Freestanding/ Mobile	Box Finish	Front Finish	Hinge	Pull	Locks
CS3642	18" 24"	FS- Freestanding MB- Mobile	T- TFL L- HPL O- Oak Veneer M- Maple Veneer	T- TFL L- HPL O- Oak Veneer M- Maple Veneer F- Framed Doors	H1 H2 H3 H4	P1 P2 P3 P4 P5	A- Alike I- Individual G- Group N- None D- Digital

Model Number Assembly

Catalog #	Depth	Free/ Mobile	Box Finish	Front Finish	Hinge	Pull	Locks
CS3642 -	-	-		-			

Example: CS3642-18-MB-TL-H2P2N

elements
by mediatechnologies®

36" Wide
42" High

Open Cubicle Storage - OCB3642



Description:

- 1 fixed vertical partition
- 4 adjustable shelves
- 18.75" or 24" depth
- Steel frame is 11 gauge 1-1/4" square steel tubing
- Finished HPL top

Notes:

Freestanding units come equipped with 3" support legs.

Mobile units come equipped with 75mm casters.

Indicate powder coat selection on ordering form. See Finishes Card.

HPL for tops is indicated on order.

Model Number Information

Catalog #	Depth	Freestanding/ Mobile	Box Finish
OCB3642	18" 24"	FS- Freestanding MB- Mobile	T- TFL L- HPL O- Oak Veneer M- Maple Veneer

Model Number Assembly

Catalog #	Depth	Free/ Mobile	Box Finish
OCB3642 -	-	-	

Example: OCB3642-16-MB-T

Cupboard Cubicle Storage - CCB3642

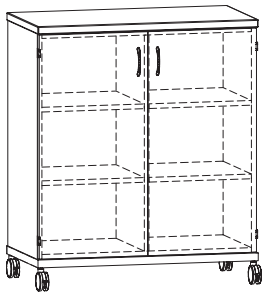

Description:

- 1 fixed vertical partition
- 4 adjustable shelves
- 18.75" or 24" depth
- Steel frame is 11 gauge 1-1/4" square steel tubing
- Finished HPL top

Notes:

Freestanding units come equipped with 3" support legs.

Mobile units come equipped with 75mm casters.

Indicate powder coat selection on ordering form. See Finishes Card.

If indicating F for Framed Doors see page 66.

HPL for tops is indicated on order.

Finish selection for pulls and hinges is indicated on order. See page 15 for options.

Model Number Information

Catalog #	Depth	Freestanding/ Mobile	Box Finish	Front Finish	Hinge	Pull	Locks
CCB3642	18" 24"	FS- Freestanding MB- Mobile	T- TFL L- HPL O- Oak Veneer M- Maple Veneer	T- TFL L- HPL O- Oak Veneer M- Maple Veneer F- Framed Doors	H1 H2 H3 H4	P1 P2 P3 P4 P5	A- Alike I- Individual G- Group N- None D- Digital

Model Number Assembly

Catalog #	Depth	Free/ Mobile	Box Finish	Front Finish	Hinge	Pull	Locks
CCB3642 -	-	-		-			

Example: CCB3642-18-MB-TL-H2P2N

elements by mediatechnologies®

36" Wide

42" High

Open Storage with 3 Drawers - OSD3642



Description:

- Upper storage has 1 fixed vertical partition and 2 adjustable shelves
- 3 lower storage drawers
- 18.75" or 24" depth
- Locks optional
- Steel frame is 11 gauge 1-1/4" square steel tubing
- Finished HPL top

Notes:

Freestanding units come equipped with 3" support legs.

Mobile units come equipped with 75mm casters.

Indicate powder coat selection on ordering form. See Finishes Card.

HPL for tops is indicated on order.

Finish selection for pulls and hinges is indicated on order. See page 15 for options.

Model Number Information

Catalog #	Depth	Freestanding/ Mobile	Box Finish	Front Finish	Pull	Locks
OSD3642	18" 24"	FS- Freestanding MB- Mobile	T- TFL L- HPL O- Oak Veneer M- Maple Veneer	T- TFL L- HPL O- Oak Veneer M- Maple Veneer	P1 P2 P3 P4 P5	A- Alike I- Individual G- Group N- None D- Digital

Model Number Assembly

Catalog #	Depth	Free/ Mobile	Box Finish	Front Finish	Pull	Locks
OSD3642 -	-	-		-		

Example: OSD3642-18-MB-TL-P2N

elements
by mediatechnologies®

36" Wide
48" High

Open Storage with Cupboard Storage - OSCS3648



Description:

- Upper storage has 2 vertical partitions and 6 adjustable shelves
- Lower cupboard storage has 1 fixed vertical partition and 2 adjustable shelves
- 18.75" or 24" depth
- Locks optional
- Steel frame is 11 gauge 1-1/4" square steel tubing
- Finished HPL top

Notes:

Freestanding units come equipped with 3" support legs.

Mobile units come equipped with 75mm casters.

Indicate powder coat selection on ordering form. See Finishes Card.

If indicating F for Framed Doors see page 66.

HPL for tops is indicated on order.

Finish selection for pulls and hinges is indicated on order. See page 15 for options.

Model Number Information

Catalog #	Depth	Freestanding/ Mobile	Box Finish	Front Finish	Hinge	Pull	Locks
OSCS3648	18" 24"	FS- Freestanding MB- Mobile	T- TFL L- HPL O- Oak Veneer M- Maple Veneer	T- TFL L- HPL O- Oak Veneer M- Maple Veneer	H1 H2 H3 H4	P1 P2 P3 P4 P5	A- Alike I- Individual G- Group N- None D- Digital

Model Number Assembly

Catalog #	Depth	Free/ Mobile	Box Finish	Front Finish	Hinge	Pull	Locks
OSCS3648 -	-	-	-	-			

Example: OSCS3648-18-MB-TL-H2P2N

Open Storage with 2 Lateral File Drawers - OSFL3648



Description:

- Upper storage has 1 fixed vertical partition and 2 adjustable shelves
- 2 lower lateral file drawers
- Supports hanging files
- Full extension slides
- 18.75" or 24" depth
- Locks optional
- Steel frame is 11 gauge 1-1/4" square steel tubing
- Finished HPL top

Notes:

Freestanding units come equipped with 3" support legs.

Mobile units come equipped with 75mm casters.

Indicate powder coat selection on ordering form. See Finishes Card.

HPL for tops is indicated on order.

Finish selection for pulls and hinges is indicated on order. See page 15 for options.

Model Number Information

Catalog #	Depth	Freestanding/ Mobile	Box Finish	Front Finish	Pull	Locks
OSFL3648	18" 24"	FS- Freestanding MB- Mobile	T- TFL L- HPL O- Oak Veneer M- Maple Veneer	T- TFL L- HPL O- Oak Veneer M- Maple Veneer	P1 P2 P3 P4 P5	A- Alike I- Individual G- Group N- None D- Digital

Model Number Assembly

Catalog #	Depth	Free/ Mobile	Box Finish	Front Finish	Pull	Locks
OSFL3648 -	-	-	-	-		

Example: OSFL3648-18-MB-TL-P2N

36" Wide

48" High

elements by mediatechnologies®

Cupboard Storage with 2 File Drawers and 2 Storage Drawers - CSFS3648



Description:

- Cupboard storage has 2 adjustable shelves
- 2 storage drawers
- 2 file sized drawer
- Full extension slides
- 18.75" or 24" depth
- Locks optional
- Steel frame is 11 gauge 1-1/4" square steel tubing
- Finished HPL top

Notes:

Freestanding units come equipped with 3" support legs.

Mobile units come equipped with 75mm casters.

Indicate powder coat selection on ordering form. See Finishes Card.

If indicating F for Framed Doors see page 66.

HPL for tops is indicated on order.

Finish selection for pulls and hinges is indicated on order. See page 15 for options.

Model Number Information

Catalog #	Depth	Freestanding/ Mobile	Box Finish	Front Finish	Hinge	Pull	Locks
CSFS3648	18" 24"	FS- Freestanding MB- Mobile	T- TFL L- HPL O- Oak Veneer M- Maple Veneer	T- TFL L- HPL O- Oak Veneer M- Maple Veneer F- Framed Doors	H1 H2 H3 H4	P1 P2 P3 P4 P5	A- Alike I- Individual G- Group N- None D- Digital

Model Number Assembly

Catalog #	Depth	Free/ Mobile	Box Finish	Front Finish	Hinge	Pull	Locks
CSFS3648 -	-	-		-			

Example: CSFS3648-18-MB-TL-H2P2N

elements
by mediatechnologies®

36" Wide
54" High

Cupboard Storage with 2 Lateral File Drawers - CSFSL3654

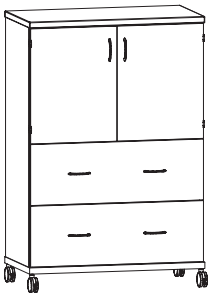

Description:

- Upper cupboard storage has 1 fixed vertical partition and 2 adjustable shelves
- 2 lower lateral file drawers
- Full extension slides
- Supports Hanging files
- 18.75" or 24" depth
- Locks optional
- Steel frame is 11 gauge 1-1/4" square steel tubing
- Finished HPL top

Notes:

Freestanding units come equipped with 3" support legs.

Mobile units come equipped with 75mm casters.

Indicate powder coat selection on ordering form. See Finishes Card.

If indicating F for Framed Doors see page 66.

HPL for tops is indicated on order.

Finish selection for pulls and hinges is indicated on order. See page 15 for options.

Model Number Information

Catalog #	Depth	Freestanding/ Mobile	Box Finish	Front Finish	Hinge	Pull	Locks
CSFSL3654	18" 24"	FS- Freestanding MB- Mobile	T- TFL L- HPL O- Oak Veneer M- Maple Veneer	T- TFL L- HPL O- Oak Veneer M- Maple Veneer F- Framed Doors	H1 H2 H3 H4	P1 P2 P3 P4 P5	A- Alike I- Individual G- Group N- None D- Digital

Model Number Assembly

Catalog #	Depth	Free/ Mobile	Box Finish	Front Finish	Hinge	Pull	Locks
CSFSL3654 -	__ -	__ -	__	__ -	__	__	__

Example: CSFSL3654-18-MB-TL-H2P2N

Wardrobe Storage with 3 Hooks - W3654



Description:

- Upper storage has 3 hooks
- Lower storage has 2 fixed vertical partitions and 3 fixed shelves; perfect for hats, gloves, and shoes
- 18.75" or 24" depth
- Steel frame is 11 gauge 1-1/4" square steel tubing
- Finished HPL top

Notes:

Freestanding units come equipped with 3" support legs.

Mobile units come equipped with 75mm casters.

Indicate powder coat selection on ordering form. See Finishes Card.

HPL for tops is indicated on order.

Model Number Information

Catalog #	Depth	Freestanding/ Mobile	Box Finish
W3654	18" 24"	FS- Freestanding MB- Mobile	T- TFL L- HPL O- Oak Veneer M- Maple Veneer

Model Number Assembly

Catalog #	Depth	Free/ Mobile	Box Finish
W3654 -	__ -	__ -	__

Example: W3654-18-MB-T

36" Wide

54" High

elements by mediatechnologies®

Open Storage - OS3654



Description:

- 3 adjustable shelves
- 18.75" or 24" depth
- Steel frame is 11 gauge 1-1/4" square steel tubing
- Finished HPL top

Notes:

Freestanding units come equipped with 3" support legs.

Mobile units come equipped with 75mm casters.

Indicate powder coat selection on ordering form. See Finishes Card.

HPL for tops is indicated on order.

Model Number Information

Catalog #	Depth	Freestanding/ Mobile	Box Finish
OS3654	18" 24"	FS- Freestanding MB- Mobile	T- TFL L- HPL O- Oak Veneer M- Maple Veneer

Model Number Assembly

Catalog #	Depth	Free/ Mobile	Box Finish
OS3654 -	-	-	-

Example: OS3654-18-MB-T

Cupboard Storage - CS3654

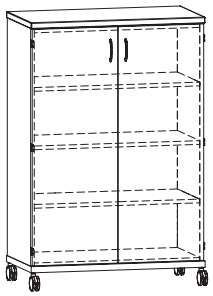

Description:

- 3 adjustable shelves
- 18.75" or 24" depth
- Locks optional
- Steel frame is 11 gauge 1-1/4" square steel tubing
- Finished HPL top

Notes:

Freestanding units come equipped with 3" support legs.

Mobile units come equipped with 75mm casters.

Indicate powder coat selection on ordering form. See Finishes Card.

If indicating F for Framed Doors see page 66.

HPL for tops is indicated on order.

Finish selection for pulls and hinges is indicated on order. See page 15 for options.

Model Number Information

Catalog #	Depth	Freestanding/ Mobile	Box Finish	Front Finish	Hinge	Pull	Locks
CS3654	18" 24"	FS- Freestanding MB- Mobile	T- TFL L- HPL O- Oak Veneer M- Maple Veneer	T- TFL L- HPL O- Oak Veneer M- Maple Veneer F- Framed Doors	H1 H2 H3 H4	P1 P2 P3 P4 P5	A- Alike I- Individual G- Group N- None D- Digital

Model Number Assembly

Catalog #	Depth	Free/ Mobile	Box Finish	Front Finish	Hinge	Pull	Locks
CS3654 -	-	-	-	-			

Example: CS3654-18-MB-TL-H2P2N

elements
by mediatechnologies®

36" High
54" Wide

Open Cubicle Storage - OCB3654



Description:

- 1 fixed vertical partition
- 18.75" or 24" depth
- 6 adjustable shelves
- Steel frame is 11 gauge 1-1/4" square steel tubing
- Finished HPL top

Notes:

Freestanding units come equipped with 3" support legs.

Mobile units come equipped with 75mm casters.

Indicate powder coat selection on ordering form. See Finishes Card.

HPL for tops is indicated on order.

Model Number Information

Catalog #	Depth	Freestanding/ Mobile	Box Finish
OCB3654	18" 24"	FS- Freestanding MB- Mobile	T- TFL L- HPL O- Oak Veneer M- Maple Veneer

Model Number Assembly

Catalog #	Depth	Free/ Mobile	Box Finish
OCB3654 -	-	-	-

Example: OCB3654-18-MB-T

Cupboard Cubicle Storage - CCB3654

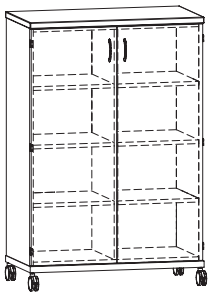

Description:

- 1 fixed vertical partition
- 6 adjustable shelves
- 18.75" or 24" depth
- Locks optional
- Steel frame is 11 gauge 1-1/4" square steel tubing
- Finished HPL top

Notes:

Freestanding units come equipped with 3" support legs.

Mobile units come equipped with 75mm casters.

Indicate powder coat selection on ordering form. See Finishes Card.

If indicating F for Framed Doors see page 66.

HPL for tops is indicated on order.

Finish selection for pulls and hinges is indicated on order. See page 15 for options.

Model Number Information

Catalog #	Depth	Freestanding/ Mobile	Box Finish	Front Finish	Hinge	Pull	Locks
CCB3654	18" 24"	FS- Freestanding MB- Mobile	T- TFL L- HPL O- Oak Veneer M- Maple Veneer	T- TFL L- HPL O- Oak Veneer M- Maple Veneer F- Framed Doors	H1 H2 H3 H4	P1 P2 P3 P4 P5	A- Alike I- Individual G- Group N- None D- Digital

Model Number Assembly

Catalog #	Depth	Free/ Mobile	Box Finish	Front Finish	Hinge	Pull	Locks
CCB3654 -	-	-		-			

Example: CCB3654-18-MB-TL-H2P2N

36" Wide

72" High

elements by mediatechnologies®

Cupboard Storage - CS3672

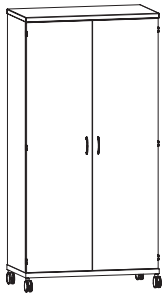

Description:

- 1 fixed vertical partition
- 8 adjustable shelves
- 18.75" or 24" depth
- Locks optional
- Steel frame is 11 gauge 1-1/4" square steel tubing
- Finished HPL top

Notes:

Freestanding units come equipped with 3" support legs.

Mobile units come equipped with 75mm casters.

Indicate powder coat selection on ordering form. See Finishes Card.

HPL for tops is indicated on order.

Finish selection for pulls and hinges is indicated on order. See page 15 for options.

Model Number Information

Catalog #	Depth	Freestanding/ Mobile	Box Finish	Front Finish	Hinge	Pull	Locks
CS3672	18" 24"	FS- Freestanding MB- Mobile	T- TFL L- HPL O- Oak Veneer M- Maple Veneer	T- TFL L- HPL O- Oak Veneer M- Maple Veneer F- Framed Doors	H1 H2 H3 H4	P1 P2 P3 P4 P5	A- Alike I- Individual G- Group N- None D- Digital

Model Number Assembly

Catalog #	Depth	Free/ Mobile	Box Finish	Front Finish	Hinge	Pull	Locks
CS3672 -	-	-		-			

Example: CS3672-18-MB-TL-H2P2N

Cupboard Storage with 2 Lateral File Drawers - CSFSL3672

Description:

- Upper cupboard storage has 2 adjustable shelves
- 2 lower lateral file drawers
- Full extension slides
- Supports Hanging files
- 18.75" or 24" depth
- Locks optional
- Steel frame is 11 gauge 1-1/4" square steel tubing
- Finished HPL top

Notes:

Freestanding units come equipped with 3" support legs.

Mobile units come equipped with 75mm casters.

Indicate powder coat selection on ordering form. See Finishes Card.

If indicating F for Framed Doors see page 66.

HPL for tops is indicated on order.

Finish selection for pulls and hinges is indicated on order. See page 15 for options.

Model Number Information

Catalog #	Depth	Freestanding/ Mobile	Box Finish	Front Finish	Hinge	Pull	Locks
CSFSL3672	18" 24"	FS- Freestanding MB- Mobile	T- TFL L- HPL O- Oak Veneer M- Maple Veneer	T- TFL L- HPL O- Oak Veneer M- Maple Veneer F- Framed Doors	H1 H2 H3 H4	P1 P2 P3 P4 P5	A- Alike I- Individual G- Group N- None D- Digital

Model Number Assembly

Catalog #	Depth	Free/ Mobile	Box Finish	Front Finish	Hinge	Pull	Locks
CSFSL3672 -	-	-		-			

Example: CSFSL3672-18-MB-TL-H2P2N

elements
by mediatechnologies®

36" Wide
72" High

Wardrobe Storage with Hanging Rod - WRS3672

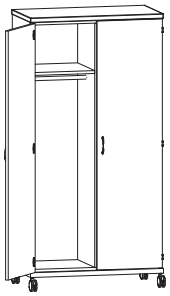

Description:

- 1 fixed vertical partition
- 5 adjustable shelves on one side, hanging rod on the other
- 18.75" or 24" depth
- Locks optional
- Steel frame is 11 gauge 1-1/4" square steel tubing
- Finished HPL top

Notes:

Freestanding units come equipped with 3" support legs.

Mobile units come equipped with 75mm casters.

Indicate powder coat selection on ordering form. See Finishes Card.

HPL for tops is indicated on order.

Finish selection for pulls and hinges is indicated on order. See page 15 for options.

Model Number Information

Catalog #	Depth	Freestanding/ Mobile	Box Finish	Front Finish	Hinge	Pull	Locks
WRS3672	18" 24"	FS- Freestanding MB- Mobile	T- TFL L- HPL O- Oak Veneer M- Maple Veneer	T- TFL L- HPL O- Oak Veneer M- Maple Veneer F- Framed Doors	H1 H2 H3 H4	P1 P2 P3 P4 P5	A- Alike I- Individual G- Group N- None D- Digital

Model Number Assembly

Catalog #	Depth	Free/ Mobile	Box Finish	Front Finish	Hinge	Pull	Locks
WRS3672 -	-	-		-			

Example: WRS3672-18-MB-TL-H2P2N

48" Wide

42" High

elements by mediatechnologies®

Open Cubicle Storage - OCB4842

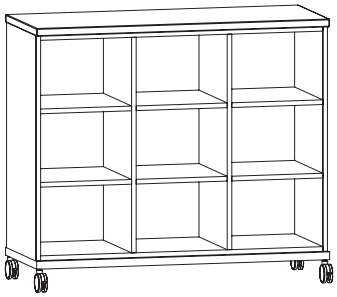

Description:

- 2 fixed vertical partitions
- 6 adjustable shelves
- 18.75" or 24" depth
- Steel frame is 11 gauge 1-1/4" square steel tubing
- Finished HPL top

Notes:

Freestanding units come equipped with 3" support legs.

Mobile units come equipped with 75mm casters.

Indicate powder coat selection on ordering form. See Finishes Card.

HPL for tops is indicated on order.

Model Number Information

Catalog #	Depth	Freestanding/ Mobile	Box Finish
OCB4842	18" 24"	FS- Freestanding MB- Mobile	T- TFL L- HPL O- Oak Veneer M- Maple Veneer

Model Number Assembly

Catalog #	Depth	Free/ Mobile	Box Finish
OCB4842 -	-	-	

Example: OCB4842-18-MB-T

Open Storage with 3 Drawers - OSD4842



Description:

- Upper storage has 2 vertical partitions and 3 fixed shelves
- 3 lower storage drawers
- Full extension slides
- 18.75" or 24" depth
- Locks optional
- Steel frame is 11 gauge 1-1/4" square steel tubing
- Finished HPL top

Notes:

Freestanding units come equipped with 3" support legs.

Mobile units come equipped with 75mm casters.

Indicate powder coat selection on ordering form. See Finishes Card.

HPL for tops is indicated on order.

Finish selection for pulls and hinges is indicated on order. See page 15 for options.

Model Number Information

Catalog #	Width	Freestanding/ Mobile	Box Finish	Front Finish	Pull	Locks
OSD4842	18" 24"	FS- Freestanding MB- Mobile	T- TFL L- HPL O- Oak Veneer M- Maple Veneer	T- TFL L- HPL O- Oak Veneer M- Maple Veneer	P1 P2 P3 P4 P5	A- Alike I- Individual G- Group N- None D- Digital

Model Number Assembly

Catalog #	Depth	Free/ Mobile	Box Finish	Front Finish	Pull	Locks
OSD4842 -	-	-		-		

Example: OSD4842-18-MB-TL-P2N

elements
by mediatechnologies®

48" Wide
42" High

Open Storage with Lateral File Drawer - OSFSL4842

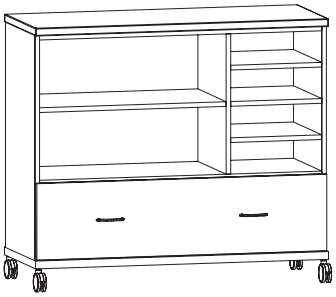

Description:

- Upper storage has 1 vertical partition, off center
- 1 adjustable shelf on one side of vertical partition, 3 adjustable shelves on other side
- 1 lower lateral file drawer
- Full extension slides, supports Hanging files
- 18.75" or 24" depth
- Locks optional
- Steel frame is 11 gauge 1-1/4" square steel tubing
- Finished HPL top

Notes:

Freestanding units come equipped with 3" support legs.

Mobile units come equipped with 75mm casters.

Indicate powder coat selection on ordering form. See Finishes Card.

HPL for tops is indicated on order.

Finish selection for pulls and hinges is indicated on order. See page 15 for options.

Model Number Information

Catalog #	Depth	Freestanding/ Mobile	Box Finish	Front Finish	Pull	Locks
OSFSL4842	18" 24"	FS- Freestanding MB- Mobile	T- TFL L- HPL O- Oak Veneer M- Maple Veneer	T- TFL L- HPL O- Oak Veneer M- Maple Veneer	P1 P2 P3 P4 P5	A- Alike I- Individual G- Group N- None D- Digital

Model Number Assembly

Catalog #	Depth	Free/ Mobile	Box Finish	Front Finish	Pull	Locks
OSFSL4842 -	__ -	__ -	__	__ -	__	__

Example: OSFSL4842-18-MB-TL-P2N

Cupboard Storage with Lateral File Drawer - CSFSL4842

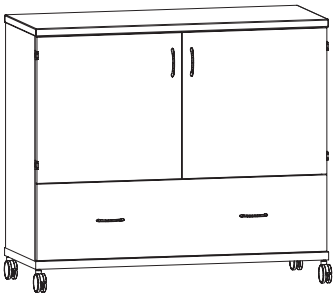

Description:

- Upper storage has 1 vertical partition, off center
- 1 adj. shelf on one side - 3 adj. shelves on other side
- 1 lower lateral file drawer
- Full extension slides, supports Hanging files
- 18.75" or 24" depth
- Locks optional
- Steel frame is 11 gauge 1-1/4" square steel tubing
- Finished HPL top

Notes:

Freestanding units come equipped with 3" support legs.

Mobile units come equipped with 75mm casters.

Indicate powder coat selection on ordering form. See Finishes Card.

If indicating F for Framed Doors see page 66.

HPL for tops is indicated on order.

Finish selection for pulls and hinges is indicated on order. See page 15 for options.

Model Number Information

Catalog #	Depth	Freestanding/ Mobile	Box Finish	Front Finish	Hinge	Pull	Locks
CSFSL4842	18" 24"	FS- Freestanding MB- Mobile	T- TFL L- HPL O- Oak Veneer M- Maple Veneer	T- TFL L- HPL O- Oak Veneer M- Maple Veneer F- Framed Doors	H1 H2 H3 H4	P1 P2 P3 P4 P5	A- Alike I- Individual G- Group N- None D- Digital

Model Number Assembly

Catalog #	Depth	Free/ Mobile	Box Finish	Front Finish	Hinge	Pull	Locks
CSFSL4842 -	__ -	__ -	__	__ -	__	__	__

Example: CSFSL4842-18-MB-TL-H2P2N

48" Wide

48" High

elements by mediatechnologies®

Open Storage with Cupboard Storage - OSCS4848

Description:

- Upper storage has 1 fixed vertical partition with 1 adjustable shelf on one side and 2 adjustable shelves on the other side
- Lower cupboard storage has 1 adjustable shelf
- 18.75" or 24" depth
- Locks optional
- Steel frame is 11 gauge 1-1/4" square steel tubing
- Finished HPL top

Notes:

Freestanding units come equipped with 3" support legs.

Mobile units come equipped with 75mm casters.

Indicate powder coat selection on ordering form. See Finishes Card.

If indicating F for Framed Doors see page 66.

HPL for tops is indicated on order.

Finish selection for pulls and hinges is indicated on order. See page 15 for options.

Model Number Information

Catalog #	Depth	Freestanding/ Mobile	Box Finish	Front Finish	Hinge	Pull	Locks
OSCS4848	18" 24"	FS- Freestanding MB- Mobile	T- TFL L- HPL O- Oak Veneer M- Maple Veneer	T- TFL L- HPL O- Oak Veneer M- Maple Veneer F- Framed Doors	H1 H2 H3 H4	P1 P2 P3 P4 P5	A- Alike I- Individual G- Group N- None D- Digital

Model Number Assembly

Catalog #	Depth	Free/ Mobile	Box Finish	Front Finish	Hinge	Pull	Locks
OSCS4848 -	__ -	__ -	__	__ -	__	__	__

Example: OSCS4848-18-MB-TL-H2P2N

Cupboard Storage with 2 File Drawers and 2 Standard Drawers - CSFSD4848

Description:

- Cupboard storage has 2 adjustable shelves
- 2 storage drawers
- 2 file sized drawers
- Full extension slides
- Supports Hanging files
- 18.75" or 24" depth
- Locks optional
- Steel frame is 11 gauge 1-1/4" square steel tubing
- Finished HPL top

Notes:

Freestanding units come equipped with 3" support legs.

Mobile units come equipped with 75mm casters.

Indicate powder coat selection on ordering form. See Finishes Card.

If indicating F for Framed Doors see page 66.

HPL for tops is indicated on order.

Finish selection for pulls and hinges is indicated on order. See page 15 for options.

Model Number Information

Catalog #	Depth	Freestanding/ Mobile	Box Finish	Front Finish	Hinge	Pull	Locks
CSFSD4848	18" 24"	FS- Freestanding MB- Mobile	T- TFL L- HPL O- Oak Veneer M- Maple Veneer	T- TFL L- HPL O- Oak Veneer M- Maple Veneer F- Framed Doors	H1 H2 H3 H4	P1 P2 P3 P4 P5	A- Alike I- Individual G- Group N- None D- Digital

Model Number Assembly

Catalog #	Depth	Free/ Mobile	Box Finish	Front Finish	Hinge	Pull	Locks
CSFSD4848 -	__ -	__ -	__	__ -	__	__	__

Example: CSFSD4848-18-MB-TL-H2P2N

elements
by mediatechnologies®

48" Wide
54" High

Open Cubicle Storage - OCB4854

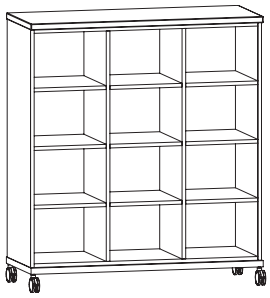

Description:

- 2 fixed vertical partitions
- 9 adjustable shelves
- 18.75" or 24" depth
- Steel frame is 11 gauge 1-1/4" square steel tubing
- Finished HPL top

Notes:

Freestanding units come equipped with 3" support legs.

Mobile units come equipped with 75mm casters.

Indicate powder coat selection on ordering form. See Finishes Card.

HPL for tops is indicated on order.

Model Number Information

Catalog #	Depth	Freestanding/ Mobile	Box Finish
OCB4854	18" 24"	FS- Freestanding MB- Mobile	T- TFL L- HPL O- Oak Veneer M- Maple Veneer

Model Number Assembly

Catalog #	Depth	Free/ Mobile	Box Finish
OCB4854 -	-	-	

Example: OCB4854-18-MB-T

Cupboard Cubicle Storage - CCB4854



Description:

- 2 fixed vertical partitions
- 9 adjustable shelves
- 18.75" or 24" depth
- Locks optional
- Steel frame is 11 gauge 1-1/4" square steel tubing
- Finished HPL top

Notes:

Freestanding units come equipped with 3" support legs.

Mobile units come equipped with 75mm casters.

Indicate powder coat selection on ordering form. See Finishes Card.

If indicating F for Framed Doors see page 66.

HPL for tops is indicated on order.

Finish selection for pulls and hinges is indicated on order. See page 15 for options.

Model Number Information

Catalog #	Depth	Freestanding/ Mobile	Box Finish	Front Finish	Hinge	Pull	Locks
CCB4854	18" 24"	FS- Freestanding MB- Mobile	T- TFL L- HPL O- Oak Veneer M- Maple Veneer	T- TFL L- HPL O- Oak Veneer M- Maple Veneer F- Framed Doors	H1 H2 H3 H4	P1 P2 P3 P4 P5	A- Alike I- Individual G- Group N- None D- Digital

Model Number Assembly

Catalog #	Depth	Free/ Mobile	Box Finish	Front Finish	Hinge	Pull	Locks
CCB4854 -	-	-		-			

Example: CCB4854-18-MB-TL-H2P2N

48" Wide

54" High

elements by mediatechnologies®

Cupboard Storage with 2 Lateral File Drawers - CSFSL4854



Description:

- Upper storage has 1 fixed vertical partition and 2 adjustable shelves
- 2 lower lateral file drawers
- Full extension slides
- Supports Hanging files
- 18.75" or 24" depth
- Locks optional
- Steel frame is 11 gauge 1-1/4" square steel tubing
- Finished HPL top

Notes:

Freestanding units come equipped with 3" support legs.

Mobile units come equipped with 75mm casters.

Indicate powder coat selection on ordering form. See Finishes Card.

If indicating F for Framed Doors see page 66.

HPL for tops is indicated on order.

Finish selection for pulls and hinges is indicated on order. See page 15 for options.

Model Number Information

Catalog #	Depth	Freestanding/ Mobile	Box Finish	Front Finish	Hinge	Pull	Locks
CSFSL4854	18" 24"	FS- Freestanding MB- Mobile	T- TFL L- HPL O- Oak Veneer M- Maple Veneer	T- TFL L- HPL O- Oak Veneer M- Maple Veneer F- Framed Doors	H1 H2 H3 H4	P1 P2 P3 P4 P5	A- Alike I- Individual G- Group N- None D- Digital

Model Number Assembly

Catalog #	Depth	Free/ Mobile	Box Finish	Front Finish	Hinge	Pull	Locks
CSFSL4854 -	__ -	__ -	__	__ -	__	__	__

Example: CSFSL4854-18-MB-TL-H2P2N

Wardrobe Storage with 4 Hooks - W4854



Description:

- Upper storage has 4 top mounted hooks
- Lower storage has 3 fixed vertical partitions and 4 fixed shelves; perfect for hats, gloves, and shoes
- 18.75" or 24" depth
- Steel frame is 11 gauge 1-1/4" square steel tubing
- Finished HPL top

Notes:

Freestanding units come equipped with 3" support legs.

Mobile units come equipped with 75mm casters.

Indicate powder coat selection on ordering form. See Finishes Card.

HPL for tops is indicated on order.

Model Number Information

Catalog #	Depth	Freestanding/ Mobile	Box Finish
W4854	18" 24"	FS- Freestanding MB- Mobile	T- TFL L- HPL O- Oak Veneer M- Maple Veneer

Model Number Assembly

Catalog #	Depth	Free/ Mobile	Box Finish
W4854 -	__ -	__ -	__

Example: W4854-18-MB-T

elements
by mediatechnologies®

60" Wide Credenzas

29" High

Open Cubicle Storage - OCB6029

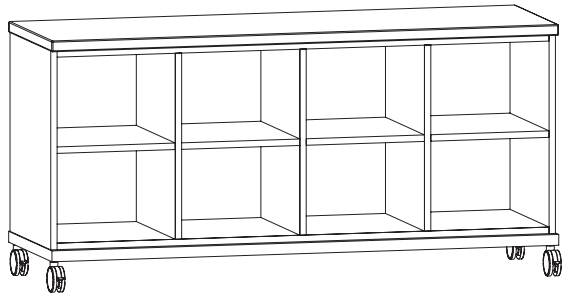

Description:

- 3 fixed vertical partitions
- 4 adjustable shelves
- 18.75" or 24" depth
- Steel frame is 11 gauge 1-1/4" square steel tubing
- Finished HPL top

Notes:

Freestanding units come equipped with 3" support legs.

Mobile units come equipped with 75mm casters.

Indicate powder coat selection on ordering form. See Finishes Card.

HPL for tops is indicated on order.

Model Number Information

Catalog #	Depth	Freestanding/ Mobile	Box Finish
OCB6029	18" 24"	FS- Freestanding MB- Mobile	T- TFL L- HPL O- Oak Veneer M- Maple Veneer

Model Number Assembly

Catalog #	Depth	Free/ Mobile	Box Finish
OCB6029 -	___ -	___ -	___

Example: OCB6029-18-MB-T

Cupboard Storage with Open Storage - CSOS6029



Description:

- 2 single door cupboard units
- 1 adjustable shelf per cupboard unit
- Open storage has 1 adjustable shelf
- 18.75" or 24" depth
- Locks optional
- Steel frame is 11 gauge 1-1/4" square steel tubing
- Finished HPL top

Notes:

Freestanding units come equipped with 3" support legs.

Mobile units come equipped with 75mm casters.

Indicate powder coat selection on ordering form. See Finishes Card.

If indicating F for Framed Doors see page 66.

HPL for tops is indicated on order.

Finish selection for pulls and hinges is indicated on order. See page 15 for options.

Model Number Information

Catalog #	Depth	Freestanding/ Mobile	Box Finish	Front Finish	Hinge	Pull	Locks
CSOS6029	18" 24"	FS- Freestanding MB- Mobile	T- TFL L- HPL O- Oak Veneer M- Maple Veneer	T- TFL L- HPL O- Oak Veneer M- Maple Veneer F- Framed Doors	H1 H2 H3 H4	P1 P2 P3 P4 P5	A- Alike I- Individual G- Group N- None D- Digital

Model Number Assembly

Catalog #	Depth	Free/ Mobile	Box Finish	Front Finish	Hinge	Pull	Locks
CSOS6029 -	___ -	___ -	___	___ -	___	___	___

Example: CSOS6029-18-MB-TL-H2P2N

60" Wide Credenzas

29" High

elements by mediatechnologies®

Cupboard Storage - CS6029

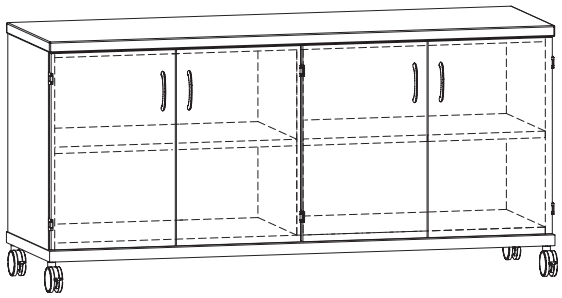

Description:

- 2 double door cupboard units
- 1 adjustable shelf per cupboard unit
- Locks optional
- 18.75" or 24" depth
- Steel frame is 11 gauge 1-1/4" square steel tubing
- Finished HPL top

Notes:

Freestanding units come equipped with 3" support legs.

Mobile units come equipped with 75mm casters.

Indicate powder coat selection on ordering form. See Finishes Card.

If indicating F for Framed Doors see page 66.

HPL for tops is indicated on order.

Finish selection for pulls and hinges is indicated on order. See page 15 for options.

Model Number Information

Catalog #	Depth	Freestanding/ Mobile	Box Finish	Front Finish	Hinge	Pull	Locks
CS6029	18" 24"	FS- Freestanding MB- Mobile	T- TFL L- HPL O- Oak Veneer M- Maple Veneer	T- TFL L- HPL O- Oak Veneer M- Maple Veneer F- Framed Doors	H1 H2 H3 H4	P1 P2 P3 P4 P5	A- Alike I- Individual G- Group N- None D- Digital

Model Number Assembly

Catalog #	Depth	Free/ Mobile	Box Finish	Front Finish	Hinge	Pull	Locks
CS6029 -	___ -	___ -	___	___ -	___	___	___

Example: CS6029-18-MB-TL-H2P2N

Cupboard Storage with 2 Lateral File Drawers - CSFSL6029



Description:

- 2 single door cupboard units
- 1 adjustable shelf per cupboard unit
- 2 lateral file drawers
- Full extension slides
- Supports hanging files
- 18.75" or 24" depth
- Steel frame is 11 gauge 1-1/4" square steel tubing
- Locks optional
- Finished HPL top

Notes:

Freestanding units come equipped with 3" support legs.

Mobile units come equipped with 75mm casters.

Indicate powder coat selection on ordering form. See Finishes Card.

If indicating F for Framed Doors see page 66.

HPL for tops is indicated on order.

Finish selection for pulls and hinges is indicated on order. See page 15 for options.

Model Number Information

Catalog #	Depth	Freestanding/ Mobile	Box Finish	Front Finish	Hinge	Pull	Locks
CSFSL6029	18" 24"	FS- Freestanding MB- Mobile	T- TFL L- HPL O- Oak Veneer M- Maple Veneer	T- TFL L- HPL O- Oak Veneer M- Maple Veneer F- Framed Doors	H1 H2 H3 H4	P1 P2 P3 P4 P5	A- Alike I- Individual G- Group N- None D- Digital

Model Number Assembly

Catalog #	Depth	Free/ Mobile	Box Finish	Front Finish	Hinge	Pull	Locks
CSFSL6029 -	___ -	___ -	___	___ -	___	___	___

Example: CSFSL6029-18-MB-TL-H2P2N

elements
by mediatechnologies®

60" Wide Credenzas

36" High

Open Storage - OS6036

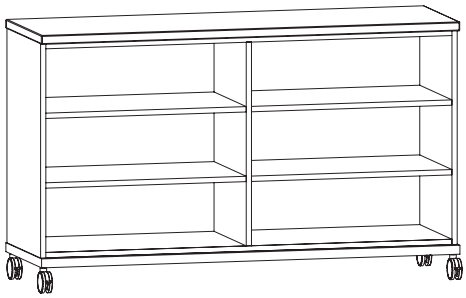

Description:

- 1 fixed vertical partition
- 4 adjustable shelves
- 18.75" or 24" depth
- Steel frame is 11 gauge 1-1/4" square steel tubing
- Finished HPL top

Notes:

Freestanding units come equipped with 3" support legs.

Mobile units come equipped with 75mm casters.

Indicate powder coat selection on ordering form. See Finishes Card.

HPL for tops is indicated on order.

Model Number Information

Catalog #	Depth	Freestanding/ Mobile	Box Finish
OS6036	18" 24"	FS- Freestanding MB- Mobile	T- TFL L- HPL O- Oak Veneer M- Maple Veneer

Model Number Assembly

Catalog #	Depth	Free/ Mobile	Box Finish
OS6036 -	-	-	

Example: OS6036-18-MB-T

Open Cubicle Storage - OCB6036

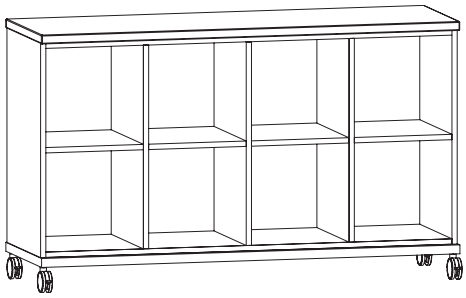

Description:

- 3 fixed vertical partitions
- 4 adjustable shelves
- 18.75" or 24" depth
- Steel frame is 11 gauge 1-1/4" square steel tubing
- Finished HPL top

Notes:

Freestanding units come equipped with 3" support legs.

Mobile units come equipped with 75mm casters.

Indicate powder coat selection on ordering form. See Finishes Card.

HPL for tops is indicated on order.

Model Number Information

Catalog #	Depth	Freestanding/ Mobile	Box Finish
OCB6036	18" 24"	FS- Freestanding MB- Mobile	T- TFL L- HPL O- Oak Veneer M- Maple Veneer

Model Number Assembly

Catalog #	Depth	Free/ Mobile	Box Finish
OCB6036 -	-	-	

Example: OCB6036-18-MB-TL

60" Wide Credenzas

36" High

elements by mediatechnologies®

Cupboard Storage - CS6036

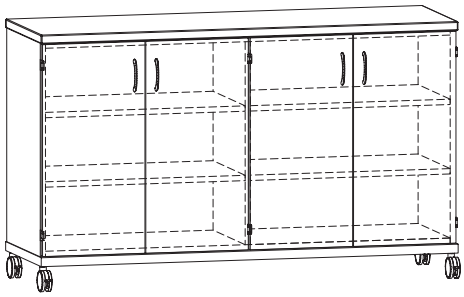

Description:

- 2 double door cupboard units
- 2 adjustable shelves per cupboard unit
- 18.75" or 24" depth
- Locks optional
- Steel frame is 11 gauge 1-1/4" square steel tubing
- Finished HPL top

Notes:

Freestanding units come equipped with 3" support legs.

Mobile units come equipped with 75mm casters.

Indicate powder coat selection on ordering form. See Finishes Card.

If indicating F for Framed Doors see page 66.

HPL for tops is indicated on order.

Finish selection for pulls and hinges is indicated on order. See page 15 for options.

Model Number Information

Catalog #	Depth	Freestanding/ Mobile	Box Finish	Front Finish	Hinge	Pull	Locks
CS6036	18" 24"	FS- Freestanding MB- Mobile	T- TFL L- HPL O- Oak Veneer M- Maple Veneer	T- TFL L- HPL O- Oak Veneer M- Maple Veneer F- Framed Doors	H1 H2 H3 H4	P1 P2 P3 P4 P5	A- Alike I- Individual G- Group N- None D- Digital

Model Number Assembly

Catalog #	Depth	Free/ Mobile	Box Finish	Front Finish	Hinge	Pull	Locks
CS6036 -	___ -	___ -	___	___ -	___	___	___

Example: CS6036-18-MB-TL-H2P2N

Cupboard Storage with 2 Lateral File Drawers and Open Storage - CSFSL6036

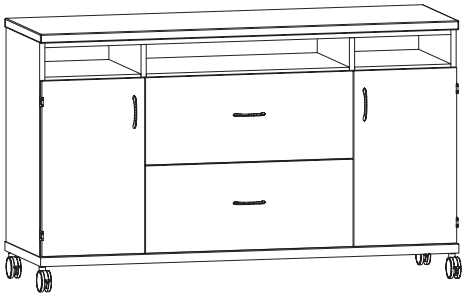

Description:

- 2 single door cupboard units
- 1 adjustable shelf per cupboard unit
- 2 lateral file drawers
- Full extension slides
- Supports Hanging files
- Open storage above cupboards and drawers
- 18.75" or 24" depth
- Locks optional
- Steel frame is 11 gauge 1-1/4" square steel tubing
- Finished HPL top

Notes:

Freestanding units come equipped with 3" support legs.

Mobile units come equipped with 75mm casters.

Indicate powder coat selection on ordering form. See Finishes Card.

If indicating F for Framed Doors see page 66.

HPL for tops is indicated on order.

Finish selection for pulls and hinges is indicated on order. See page 15 for options.

Model Number Information

Catalog #	Depth	Freestanding/ Mobile	Box Finish	Front Finish	Hinge	Pull	Locks
CSFSL6036	18" 24"	FS- Freestanding MB- Mobile	T- TFL L- HPL O- Oak Veneer M- Maple Veneer	T- TFL L- HPL O- Oak Veneer M- Maple Veneer F- Framed Doors	H1 H2 H3 H4	P1 P2 P3 P4 P5	A- Alike I- Individual G- Group N- None D- Digital

Model Number Assembly

Catalog #	Depth	Free/ Mobile	Box Finish	Front Finish	Hinge	Pull	Locks
CSFSL6036 -	___ -	___ -	___	___ -	___	___	___

Example: CSFSL6036-18-MB-TL-H2P2N

elements
by mediatechnologies®

72" Wide Credenzas

29" High

Open Cubicle Storage - OCB7229

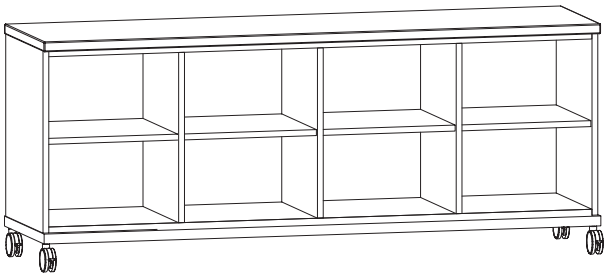

Description:

- 3 fixed vertical partitions
- 4 adjustable shelves
- 18.75" or 24" depth
- Steel frame is 11 gauge 1-1/4" square steel tubing
- Finished HPL top

Notes:

Freestanding units come equipped with 3" support legs.

Mobile units come equipped with 75mm casters.

Indicate powder coat selection on ordering form. See Finishes Card.

HPL for tops is indicated on order.

Model Number Information

Catalog #	Depth	Freestanding/ Mobile	Box Finish
OCB7229	18" 24"	FS- Freestanding MB- Mobile	T- TFL L- HPL O- Oak Veneer M- Maple Veneer

Model Number Assembly

Catalog #	Depth	Free/ Mobile	Box Finish
OCB7229 -	__ -	__ -	__

Example: OCB7229-18-MB-T

Cupboard Storage with Open Cubicle Storage - CSOCB7229

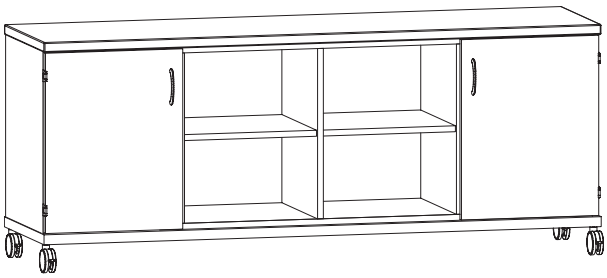

Description:

- 2 single door cupboard units
- 1 adjustable shelf per cupboard unit
- Open cubicle storage has 1 fixed vertical partition and 2 adjustable shelves
- 18.75" or 24" depth
- Locks optional
- Steel frame is 11 gauge 1-1/4" square steel tubing
- Finished HPL top

Notes:

Freestanding units come equipped with 3" support legs.

Mobile units come equipped with 75mm casters.

Indicate powder coat selection on ordering form. See Finishes Card.

If indicating F for Framed Doors see page 66.

HPL for tops is indicated on order.

Finish selection for pulls and hinges is indicated on order. See page 15 for options.

Model Number Information

Catalog #	Depth	Freestanding/ Mobile	Box Finish	Front Finish	Hinge	Pull	Locks
CSOCB7229	18" 24"	FS- Freestanding MB- Mobile	T- TFL L- HPL O- Oak Veneer M- Maple Veneer	T- TFL L- HPL O- Oak Veneer M- Maple Veneer F- Framed Doors	H1 H2 H3 H4	P1 P2 P3 P4 P5	A- Alike I- Individual G- Group N- None D- Digital

Model Number Assembly

Catalog #	Depth	Free/ Mobile	Box Finish	Front Finish	Hinge	Pull	Locks
CSOCB7229 -	__ -	__ -	__	__ -	__	__	__

Example: CSOCB7229-18-MB-TL-H2P2N

72" Wide Credenzas

29" High

elements by mediatechnologies®

Cupboard Storage - CS7229

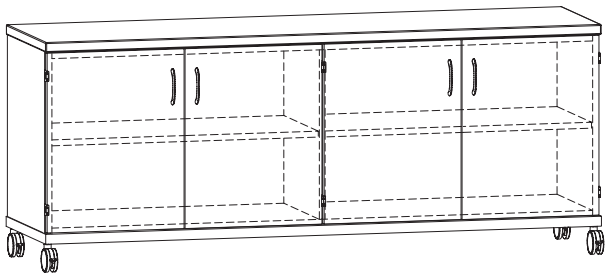

Description:

- 2 double door cupboard units
- 1 adjustable shelf per unit
- 18.75" or 24" depth
- Locks optional
- Steel frame is 11 gauge 1-1/4" square steel tubing
- Finished HPL top

Notes:

Freestanding units come equipped with 3" support legs.

Mobile units come equipped with 75mm casters.

Indicate powder coat selection on ordering form. See Finishes Card.

If indicating F for Framed Doors see page 66.

HPL for tops is indicated on order.

Finish selection for pulls and hinges is indicated on order. See page 15 for options.

Model Number Information

Catalog #	Depth	Freestanding/ Mobile	Box Finish	Front Finish	Hinge	Pull	Locks
CS7229	18" 24"	FS- Freestanding MB- Mobile	T- TFL L- HPL O- Oak Veneer M- Maple Veneer	T- TFL L- HPL O- Oak Veneer M- Maple Veneer F- Framed Doors	H1 H2 H3 H4	P1 P2 P3 P4 P5	A- Alike I- Individual G- Group N- None D- Digital

Model Number Assembly

Catalog #	Depth	Free/ Mobile	Box Finish	Front Finish	Hinge	Pull	Locks
CS7229 -	-	-	-	-			

Example: CS7229-18-MB-TL-H2P2N

Cupboard Storage with 2 Lateral File Drawers - CSFSL7229



Description:

- 2 single door cupboard units
- 1 adjustable shelf per unit
- 2 lateral file drawers
- Full extension slides
- Supports Hanging files
- 18.75" or 24" depth
- Locks optional
- Steel frame is 11 gauge 1-1/4" square steel tubing
- Finished HPL top

Notes:

Freestanding units come equipped with 3" support legs.

Mobile units come equipped with 75mm casters.

Indicate powder coat selection on ordering form. See Finishes Card.

If indicating F for Framed Doors see page 66.

HPL for tops is indicated on order.

Finish selection for pulls and hinges is indicated on order. See page 15 for options.

Model Number Information

Catalog #	Depth	Freestanding/ Mobile	Box Finish	Front Finish	Hinge	Pull	Locks
CSFSL7229	18" 24"	FS- Freestanding MB- Mobile	T- TFL L- HPL O- Oak Veneer M- Maple Veneer	T- TFL L- HPL O- Oak Veneer M- Maple Veneer F- Framed Doors	H1 H2 H3 H4	P1 P2 P3 P4 P5	A- Alike I- Individual G- Group N- None D- Digital

Model Number Assembly

Catalog #	Depth	Free/ Mobile	Box Finish	Front Finish	Hinge	Pull	Locks
CSFSL7229 -	-	-	-	-			

Example: CSFSL7229-18-MB-TL-H2P2N

elements
by mediatechnologies®

72" Wide Credenzas

36" High

Open Cubicle Storage - OCB7236

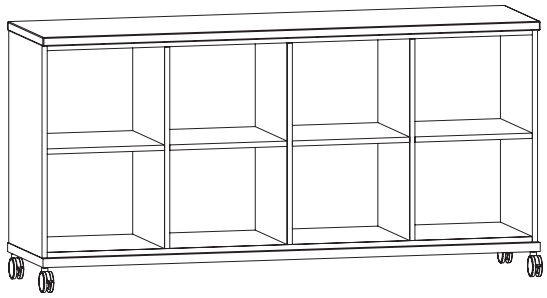

Description:

- 3 fixed vertical partitions
- 4 adjustable shelves
- 18.75" or 24" depth
- Steel frame is 11 gauge 1-1/4" square steel tubing
- Finished HPL top

Notes:

Freestanding units come equipped with 3" support legs.

Mobile units come equipped with 75mm casters.

Indicate powder coat selection on ordering form. See Finishes Card.

HPL for tops is indicated on order.

Model Number Information

Catalog #	Depth	Freestanding/ Mobile	Box Finish
OCB7236	18" 24"	FS- Freestanding MB- Mobile	T- TFL L- HPL O- Oak Veneer M- Maple Veneer

Model Number Assembly

Catalog #	Depth	Free/ Mobile	Box Finish
OCB7236 -	-	-	-

Example: OCB7236-18-MB-TL

Cupboard Storage with Open Storage - CSOS7236

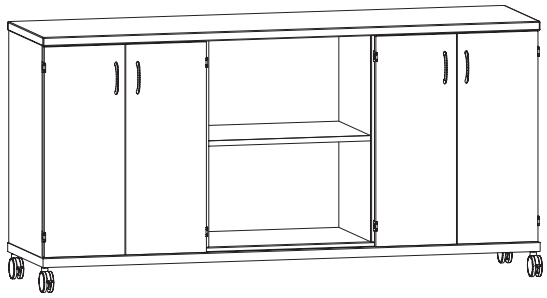

Description:

- 2 double door cupboard units
- 1 adjustable shelf per cupboard unit
- Open storage has 1 adjustable shelf
- 18.75" or 24" depth
- Locks optional
- Steel frame is 11 gauge 1-1/4" square steel tubing
- Finished HPL top

Notes:

Freestanding units come equipped with 3" support legs.

Mobile units come equipped with 75mm casters.

Indicate powder coat selection on ordering form. See Finishes Card.

If indicating F for Framed Doors see page 66.

HPL for tops is indicated on order.

Finish selection for pulls and hinges is indicated on order. See page 15 for options.

Model Number Information

Catalog #	Depth	Freestanding/ Mobile	Box Finish	Front Finish	Hinge	Pull	Locks
CSOS7236	18" 24"	FS- Freestanding MB- Mobile	T- TFL L- HPL O- Oak Veneer M- Maple Veneer	T- TFL L- HPL O- Oak Veneer M- Maple Veneer F- Framed doors	H1 H2 H3 H4	P1 P2 P3 P4 P5	A- Alike I- Individual G- Group N- None D- Digital

Model Number Assembly

Catalog #	Depth	Free/ Mobile	Box Finish	Front Finish	Hinge	Pull	Locks
CSOS7236 -	-	-	-	-			

Example: CSOS7236-18-MB-TL-H2P2N

72" Wide Credenzas

36" High

elements by mediatechnologies®

Cupboard Storage - CS7236

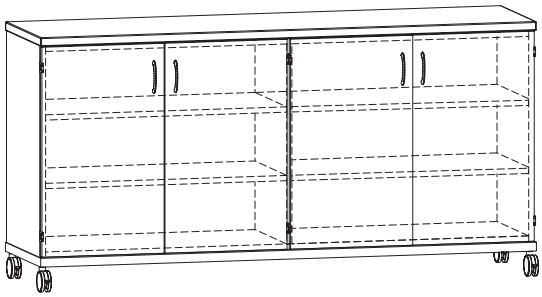

Description:

- 2 double door cupboard units
- 2 adjustable shelves per cupboard unit
- 18.75" or 24" depth
- Locks optional
- Steel frame is 11 gauge 1-1/4" square steel tubing
- Finished HPL top

Notes:

Freestanding units come equipped with 3" support legs.

Mobile units come equipped with 75mm casters.

Indicate powder coat selection on ordering form. See Finishes Card.

If indicating F for Framed Doors see page 66.

HPL for tops is indicated on order.

Finish selection for pulls and hinges is indicated on order. See page 15 for options.

Model Number Information

Catalog #	Depth	Freestanding/ Mobile	Box Finish	Front Finish	Hinge	Pull	Locks
CS7236	18" 24"	FS- Freestanding MB- Mobile	T- TFL L- HPL O- Oak Veneer M- Maple Veneer	T- TFL L- HPL O- Oak Veneer M- Maple Veneer F- Framed Doors	H1 H2 H3 H4	P1 P2 P3 P4 P5	A- Alike I- Individual G- Group N- None D- Digital

Model Number Assembly

Catalog #	Depth	Free/ Mobile	Box Finish	Front Finish	Hinge	Pull	Locks
CS7236 -	-	-	-	-			

Example: CS7236-18-MB-TL-H2P2N

Locker with 6 Units, Left-Hinged Doors - L63672

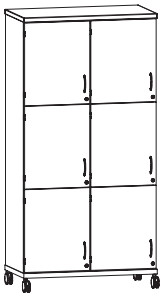

Description:

- 6 Individual locker compartments with doors
- 72" high x 36" wide x 18.75" depth
- Locks optional
- Steel frame is 11 gauge 1-1/4" square steel tubing
- Finished HPL top

Notes:

Freestanding units come equipped with 3" support legs.

Mobile units come equipped with 75mm casters.

Indicate powder coat selection on ordering form. See Finishes Card.

HPL for tops is indicated on order.

Finish selection for pulls and hinges is indicated on order. See page 15 for options.

Model Number Information

Catalog #	Freestanding/ Mobile	Box Finish	Front Finish	Hinge	Pull	Locks
L63672	FS- Freestanding MB- Mobile	T- TFL L- HPL O- Oak Veneer M- Maple Veneer	T- TFL L- HPL O- Oak Veneer M- Maple Veneer	H1 H2 H3 H4	P1 P2 P3 P4 P5	A- Alike D- Digital I- Individual G- Group N- None

Model Number Assembly

Catalog #	Free/ Mobile	Box Finish	Front Finish	Hinge	Pull	Locks
L63672 -	-		-			

Example: L63672-MB-TL-H2P2I

Locker with 9 Units, Left-Hinged Doors - L94872

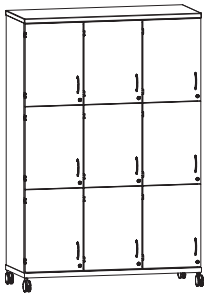

Description:

- 9 Individual locker compartments with doors
- 72" high x 48" wide x 18.75" depth Locks optional
- Steel frame is 11 gauge 1-1/4" square steel tubing
- Finished HPL top

Notes:

Freestanding units come equipped with 3" support legs.

Mobile units come equipped with 75mm casters.

Indicate powder coat selection on ordering form. See Finishes Card.

HPL for tops is indicated on order.

Finish selection for pulls and hinges is indicated on order. See page 15 for options.

Model Number Information

Catalog #	Freestanding/ Mobile	Box Finish	Front Finish	Hinge	Pull	Locks
L94872	FS- Freestanding MB- Mobile	T- TFL L- HPL O- Oak Veneer M- Maple Veneer	T- TFL L- HPL O- Oak Veneer M- Maple Veneer	H1 H2 H3 H4	P1 P2 P3 P4 P5	A- Alike D- Digital I- Individual G- Group N- None

Model Number Assembly

Catalog #	Free/ Mobile	Box Finish	Front Finish	Hinge	Pull	Locks
L94872 -	-		-			

Example: L94872-MB-TL-H2P2I

Personal Cabinets

elements by mediatechnologies®

Personal Cabinet with Cupboard Storage and Pull-out Worksurface - PC1842-MB

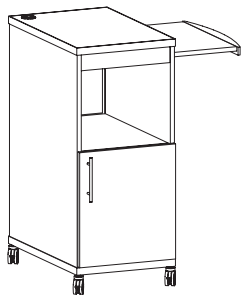

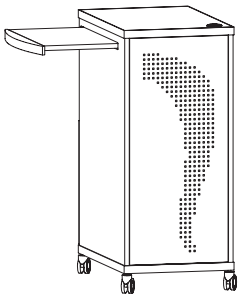

Description:

- Mobile only
- 18.75" wide x 42" high
- 24" depth
- Wire management grommet
- Vented steel back has decorative perforated detail
- Locks optional
- Steel frame is 11 gauge 1-1/4" square steel tubing
- Finished HPL top

Notes:

Units come equipped with 75mm casters.

Indicate powder coat selection on ordering form. See Finishes Card.

HPL for tops is indicated on order.

Finish selection for pulls and hinges is indicated on order. See page 15 for options.

Model Number Information

Catalog #	Box Finish	Front Finish	Hinge	Pull	Locks
PC1842-MB	T- TFL L- HPL O- Oak Veneer M- Maple Veneer	T- TFL L- HPL O- Oak Veneer M- Maple Veneer	H1 H2 H3 H4	P1 P2 P3 P4 P5	A- Alike I- Individual G- Group N- None D- Digital

Model Number Assembly

Catalog #		Box Finish		Front Finish		Hinge	Pull	Locks
PC1842-MB	-				-			

Example: PC1842-MB-TL-H2P5N

Personal Cabinet with Drawers and Pull-out Worksurface - PCD1842-MB

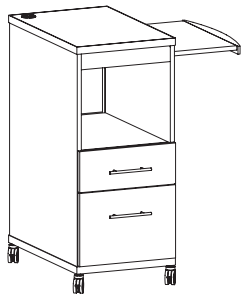

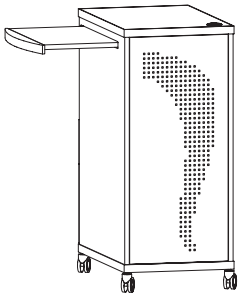

Description:

- Mobile only
- 18" wide x 42" high
- 24" depth
- Wire management grommet
- Vented steel back has decorative perforated detail
- Locks optional
- Steel frame is 11 gauge 1-1/4" square steel tubing
- Finished HPL top

Notes:

Units come equipped with 75mm casters.

Indicate powder coat selection on ordering form. See Finishes Card.

HPL for tops is indicated on order.

Finish selection for pulls and hinges is indicated on order. See page 15 for options.

Model Number Information

Catalog #	Box Finish	Front Finish	Hinge	Pull	Locks
PCD1842-MB	T- TFL L- HPL O- Oak Veneer M- Maple Veneer	T- TFL L- HPL O- Oak Veneer M- Maple Veneer	H1 H2 H3 H4	P1 P2 P3 P4 P5	A- Alike I- Individual G- Group N- None D- Digital

Model Number Assembly

Catalog #		Box Finish		Front Finish		Hinge	Pull	Locks
PCD1842-MB	-				-			

Example: PCD1842-MB-TL-H2P5N

Technology Cart - PCD3242-MB

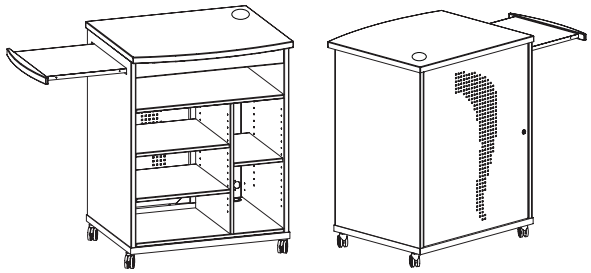

Description:

- Mobile only
- 32" wide x 42" high
- 24" depth
- Wire management grommet
- Locking vented steel back has decorative perforated detail
- Steel frame is 11 gauge 1-1/4" square steel tubing
- Finished HPL top

Notes:

Units come equipped with 75mm casters.

Indicate powder coat selection on ordering form. See Finishes Card.

HPL for tops is indicated on order.

Finish selection for pulls and hinges is indicated on order. See page 15 for options.

Model Number Information

Catalog #	Box Finish	Front Finish	Hinge	Pull	Locks
PCD3242-MB	T- TFL L- HPL O- Oak Veneer M- Maple Veneer	T- TFL L- HPL O- Oak Veneer M- Maple Veneer	H1 H2 H3 H4	P1 P2 P3 P4 P5	A- Alike I- Individual G- Group N- None D- Digital

Model Number Assembly

Catalog #		Box Finish	Front Finish		Hinge	Pull	Locks
PCD3242-MB	-			-			

Example: PCD3242-MB-TL-H2P5N

Technology Cart - PCDD3242-MB

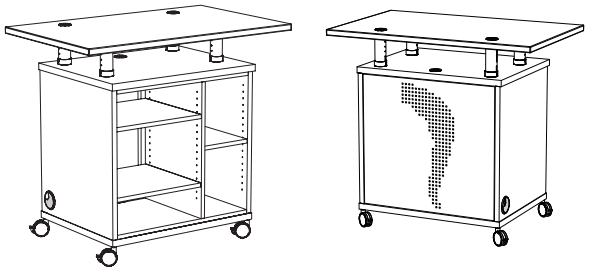

Description:

- Mobile only
- 32" wide x 42" high
- 24" depth
- Adjustable dual worksuface
- Wire management grommet
- Locking vented steel back has decorative perforated detail
- Steel frame is 11 gauge 1-1/4" square steel tubing
- Finished HPL top

Notes:

Units come equipped with 75mm casters.

Indicate powder coat selection on ordering form. See Finishes Card.

HPL for tops is indicated on order.

Finish selection for pulls and hinges is indicated on order. See page 15 for options.

Model Number Information

Catalog #	Box Finish	Front Finish	Hinge	Pull	Locks
PCDD3242-MB	T- TFL L- HPL O- Oak Veneer M- Maple Veneer	T- TFL L- HPL O- Oak Veneer M- Maple Veneer	H1 H2 H3 H4	P1 P2 P3 P4 P5	A- Alike I- Individual G- Group N- None D- Digital

Model Number Assembly

Catalog #		Box Finish	Front Finish		Hinge	Pull	Locks
PCDD3242-MB	-			-			

Example: PC3242-MB-TL-H2P5N

Personal Desks

elements by mediatechnologies®

Personal Desk - PD4830-MB

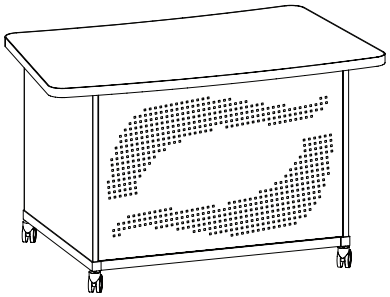

Description:

- Mobile only
- 30" high x 48" wide
- 30" depth
- Vented steel front has decorative perforated detail
- Steel frame is 11 gauge 1-1/4" square steel tubing
- Finished HPL top with radiused corners

Notes:

Units come equipped with 75mm casters.

Indicate powder coat selection on ordering form. See Finishes Card.

HPL for tops is indicated on order.

Model Number Information

Catalog #	Box Finish
PD4830-MB	T- TFL L- HPL O- Oak Veneer M- Maple Veneer

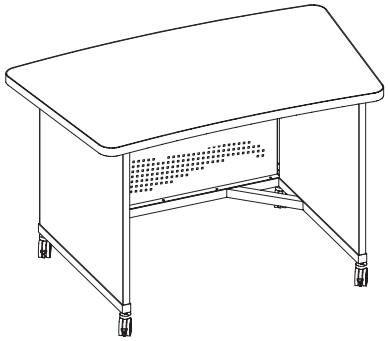

Model Number Assembly

Catalog #	Box Finish
PD4830-MB -	

Example: PD4830-MB-T

Personal Desk - PD6030-MB

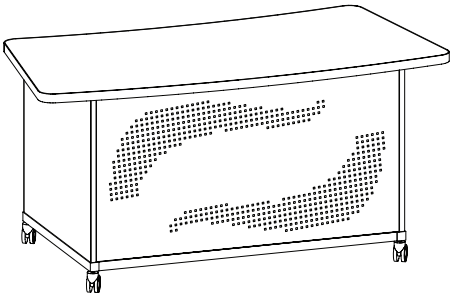

Description:

- Mobile only
- 30" high x 60" wide
- 30" depth
- Vented steel front has decorative perforated detail
- Steel frame is 11 gauge 1-1/4" square steel tubing
- Finished HPL top with radiused corners

Notes:

Units come equipped with 75mm casters.

Indicate powder coat selection on ordering form. See Finishes Card.

HPL for tops is indicated on order.

Model Number Information

Catalog #	Box Finish
PD6030-MB	T- TFL L- HPL O- Oak Veneer M- Maple Veneer

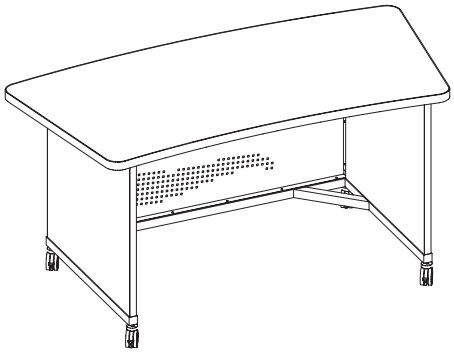

Model Number Assembly

Catalog #	Box Finish
PD6030-MB -	

Example: PD6030-MB-T

NOTES:

Notes:

elements
by mediatechnologies®

See Finishes Card for printed representations of the following finish options.

Standard Color Options

The following color options apply to:
- Box Finish: T- TFL (Thermally Fused Laminate), L- HPL (High Pressure Laminate)*
- Front Finish: T- TFL (Thermally Fused Laminate), L- HPL (High Pressure Laminate)*
- Box Edge
- Front Edge**

***Additional Laminate Options below**
****Additional Front Edge Options below**

Solid:
- Super White
- Almond
- Sunset Grey
- Charcoal
- Nova Black
- Willow Grey

Wood Grain:
- Classic Cherry
- Classic Chocolate
- Classic Maple
- Classic Marron
- Regal Cherry
- Stainless

Pattern:
- Stainless*

* Coordinating solid color is used for edges indicating Stainless finish

Additional Laminate Options

The following laminate options apply to:
- Box Finish: L- HPL (High Pressure Laminate)
- Front Finish: L- HPL (High Pressure Laminate)
- Tops including Standard, Continuous, Continuous with Backsplash, and Worksurfaces.

When filling out order form, indicate the laminate pattern name and number.

Premium patterns or surface finishes may be specified but will incur an upcharge. Please contact factory.

Choose from any currently available standard high pressure laminate from:

FORMICA®

www.formica.com

Additional PVC Edge Options

The following edge color options apply to:
- Edges in 3mm PVC available on;
- Fronts with T- TFL and L- HPL finishes
- Tops including Standard, Continuous, Continuous with Backsplash, and Worksurfaces with L- HPL finish

Solid:
- Dove Gray
- HM Inner Tone
- HM Medium Tone
- Hunter Green
- Blue
- Spectrum

Wood Finish Options

The following wood finish options apply to:
- Box Finish: O- Oak Veneer, M- Maple Veneer
- Front Finish: O- Oak Veneer, M- Maple Veneer
- Coordinating 3mm solid wood edges*

Oak:
- NO- Natural Oak
- SO- Solar Oak
- WC- Wild Cherry
- TO- Taj Oak
- EO- English Oak
- GN- Gentry Oak
- BC- Blossom Cherrywood

Maple:
- NM- Natural Maple
- OC- Oiled Cherry
- PM- Spiced Maple
- KM- Kingsley Maple
- JM- Jewel Maple
- SM- Sunset Maple
- AS- Afternoon Showers
- IM- Ginger Maple

***Solid Wood Veneer Fronts will receive matching 3mm Solid Wood Edges**

Powder Coated Steel Options

The following color options apply to:

- Steel frames and details on units from the Freestanding and Mobile section
- Steel supports and storage units from the Workspace section

- 201 Cream
- 214 Tan
- 304 Gray
- 407 Medium Tone
- 601 Green
- 5003 Navy Blue
- 808 Metallic
- 912 Matte Black
- 903 Black Wrinkle

Hinges and Pulls

Most hinge and pull options will require a color choice:

- H1: Black, Nickel
- H2: Black, Nickel
- H3: Black, Nickel

- P1: Black, Nickel
- P2: Black, Nickel
- P3: Nickel only
- P4: Black, Gray, Almond
- P5: Stainless only

Fabric Options

Tackable Acoustic Boards:
Choose any currently available pattern and colorway from CF Stinson's Value Series 1.2.3. for vertical surface fabrics.

Cushion top mobile wood pedestals:
Choose any currently available colorway from CF Stinson's New Hempstead Collection. Contact the factory for COM details.

cfstinson

For memo samples please contact CF Stinson at 800-841-6279 or visit www.cfstinson.com.

COM Fabric: COM yardage requirements listed are based on 54" plain material. Fabrics less than 54" or for repeat patterns additional yardage will be required (See COM Yardage Table).

COM orders must include the following information:

- Supplier's name, fabric name and color
- Sample of the fabric
- Order number and model number of item which fabric is to be applied
- Special application instructions for each fabric

Ship prepaid COM material to:
mediatechnologies®
892 Industrial Park Drive
Shelby, MI 49455

All COM must be labeled with company name and purchase order number. All fabric must be labeled with fabric name and color.

COM Yardage Table
Approximate additional yardage requirements:

Fabric Width	Plain Fabric	2-10" Repeat	11-19" Repeat	20-25" Repeat	26-30" Repeat
54"	0%	15%	20%	25%	30%
51-53"	15%	25%	30%	35%	40%
48-50"	30%	40%	45%	50%	55%
45-47"	45%	55%	60%	65%	70%
36-44"	60%	70%	75%	80%	85%

Framed Door Acrylic Inserts

Call factory for details, pricing and samples.

Warranty

All standard elements by mediatechnologies® Casegoods manufactured by Silver Street Incorporated carry a five (5) year Guarantee and Limited Warranty to the original owner against defective material and workmanship. elements by mediatechnologies® laminated surfaces carry a fifteen (15) year Limited Warranty against delaminating.

All standard elements by mediatechnologies® chalkboards, markerboards and tackboards manufactured by Silver Street Incorporated carry a one (1) year Guarantee and Limited Warranty to the original owner against defective material and workmanship.

Silver Street Incorporated does not warranty any product or hardware which has been installed incorrectly, exposed to high humidity, moisture and extreme temperatures for long periods, excessive loads, misuse, abuse or was not manufactured by Silver Street Incorporated.

Silver Street Incorporated will repair or replace, at our discretion, any defective item without cost to our customer. This is the customer's sole and exclusive remedy against us. No delay in shipment or delivery shall give rise to any liability for damages whatsoever. We are not liable for defects caused by customer or any third party. Customer is not authorized to make any repairs whatsoever or to deduct any amount from the purchase price.

In no event shall our liability under this warranty exceed the purchase price. In no event shall we be liable for incidental, special or consequential damages. We disclaim all other warranties, express or implied, as to any matter whatsoever, including without limitation, quality, design, performance, specifications, samples, condition, merchantability and fitness for any particular purpose. No action may be commenced for breach of this warranty more than six months after the cause of action accrues and any such action may only be brought in the county of Oceana, State of Michigan.

Prices

All prices are F.O.B. the factory. Prices and specifications are subject to change without notice. Prices do not include applicable taxes, special handling or installation charges. Possession of a price list is not an offer to or agreement to sell. We reserve the right to change prices without notice. We are not responsible for typographical errors. In the event a price or description is found to be incorrect, the correct information will be communicated to you when the order is received.

Credit Terms

Open account status is only granted after a completed credit application is received and approved.

Payment Terms

Terms for open account are net 30 days. Terms for orders without open account will be determined by Silver Street, Incorporated on an order-by-order basis and may require prepayment or a 50% deposit with order and the balance prepaid before shipment.

Orders

Orders must be in writing. Faxed orders are acceptable. Processing of orders will not begin until a signed acknowledgement is received.

Acknowledgements

Orders are accepted, manufactured and invoiced based on written acknowledgements issued by Silver Street, Incorporated. All orders are considered correct as acknowledged. Notify Silver Street, Incorporated immediately of any order discrepancies. Acknowledged orders may not be changed or cancelled without written consent from Silver Street, Incorporated.

Changes to Orders

Changes to orders already in process may be subject to a fee covering the cost to make the requested change. If a fee is necessary a written authorization of acceptance will be required. All requests for changes are subject to approval by Silver Street, Incorporated.

Cancellation of Orders

All orders received by Silver Street, Incorporated are considered firm and cannot be cancelled without our approval. A cancellation fee may be required based upon cost incurred by Silver Street, Incorporated prior to receipt of a cancellation request.

Returns

Returns are not accepted without a Return Goods Authorization issued by Silver Street, Incorporated. Unauthorized returns will not be accepted. Returns may be subject to a restocking fee.

Shipping Terms

All orders will be shipped F.O.B. shipping point with freight charged collect. Shipping weights listed are net.

Routing

Shipments will be routed "best way" or as specified. Instructions will be followed as closely as possible, however, Silver Street, Incorporated reserves the right to make changes due to local conditions or other circumstances.

Freight Damage

Legal title to merchandise passes to the buyer upon acceptance by the carrier. All cartons must be carefully inspected at the time of delivery. Visible damage should be noted on the delivery receipt. In the case of concealed damage, the carrier must be notified within ten (5) days. It is the buyer's obligation to seek recourse against the shipper.

Shortages

Shipments should be inspected upon receipt for shortages. Shortages must be reported to Silver Street, Incorporated in writing within five (5) days of receipt.

Shipping Address

892 Industrial Park Dr.
Shelby, MI 49455