

Roundhouse

Curved Bookcases

General Specifications - Curved Wood Shelving

End and intermediate panels: are 1" veneer core hardwood plywood with grade "A" oak veneer face with a 3mm solid red oak banding.

Adjustable shelves: are 1" veneer core hardwood plywood with grade "A" oak veneer face with a 3mm solid red oak banding.

Shelves: are 1" veneer core hardwood plywood with grade "A" oak veneer face with a 3mm solid red oak banding. Bottom shelf and top are 1" three-ply construction with grade "A" oak veneer face and 3mm solid red oak banding. Optional laminate tops are available, contact the factory for details. Load-locking shelf pins create strong, stable construction while maintaining adjustable flexibility.

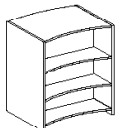
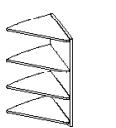

Backs: are 1/4" plywood with grade "A" oak veneer.

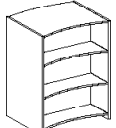
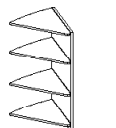
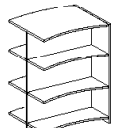
Starter units: are one complete bookcase or the beginning of a run; they include two end panels, a top, and a back.

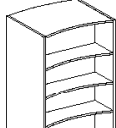
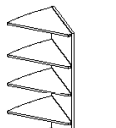
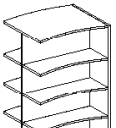
Adder units: can be added to starter units to create a solid run of shelving; they include one intermediate panel, a top, and a back.

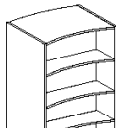
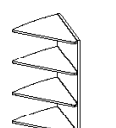
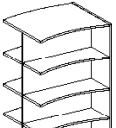
Mobile units: are comprised of 1 curved starter, 1 curved wedge adder and 1 curved adder units. They are constructed on a continuous base shelf of 1" three-ply construction with grade "A" oak veneer face and 3mm solid red oak banding and a continuous top shelf of 1" veneer core hardwood plywood with grade "A" oak veneer face with a 3mm solid red oak banding. Mobile units are fitted with (7) 5" locking casters.

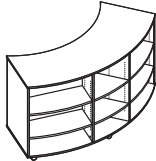

* All pricing shown below is for Oak; Maple is available for an upcharge

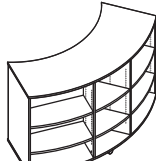
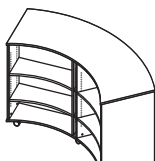
42" H _{inh}	Model Number	Description	Wgt.	List Price
	91-4229	42" H Double sided curved starter	100	\$2,435
	91-4229A	42" H Double sided curved adder	84	\$2,179
	91-4229WA	42" H Double sided curved wedge adder	55	\$1,232

48" H _{ih}	Model Number	Description	Wgt.	List Price
	91-4829	48" H Double sided curved starter	121	\$2,435
	91-4829A	48" H Double sided curved adder	99	\$2,179
	91-4829WA	48" H Double sided curved wedge adder	70	\$1,232

60" H _{inh}	Model Number	Description	Wgt.	List Price
	91-6029	60" H Double sided curved starter	125	\$2,966
	91-6029A	60" H Double sided curved adder	102	\$2,614
	91-6029WA	60" H Double sided wedge adder	85	\$1,571

72" High	Model Number	Description	Wgt.	List Price
	91-7229	72" H Double sided curved starter	151	\$3,450
	91-7229A	72" H Double sided curved adder	119	\$3,010
	91-7229WA	72" H Double sided wedge adder	100	\$1,898

Mobile Roundhouse Units				
42" High	Model Number	Description	Wgt.	List Price
	91-4229-SWA-MOB-CT	42" H Double sided curved unit, mobile, continuous top	240	\$6,234
				

48" High	Model Number	Description	Wgt.	List Price
	91-4829-SWA-MOB-CT	48" H Double sided curved unit, mobile, continuous top	290	\$6,234
				

* All pricing is for Oak; Maple is available for an upcharge

* All pricing is for Oak; Maple is available for an upcharge

Prices and specifications subject to change without notice

P-ROUNDHOUSE-220622