

# DUO CONNECTOR TABLES

## Tables

### General Specifications

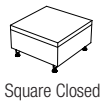
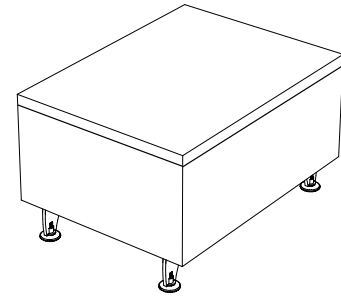
**Table Top:** Table tops are 1" thick engineered wood core, with .050" high-pressure laminate top surface and .030" phenolic backer. Edges are 3mm PVC.

**Base Assembly:** The base assembly is fabricated from 1" thick engineered wood core with premium grade oak or maple faces or HPL faces. Edges are e3mm PVC.

**Leg Assemblies:** Legs are fabricated from 5/16" plate steel and include a curved profile with a square mounting plate. The bottom of each leg is fitted with a threaded weld nut and 1-7/8" black leveling glide.

**Power/Connectivity:** Power/connectivity units are offered as an option, each table can accept one unit. The unit will be mounted centered in and flush to the top surface and are liquid resistant.

**Finish:** See **mediatechnologies®** Finish and Color Guide for choices.

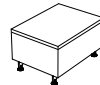


Square Closed

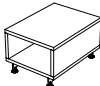


Square Open

Square Table				
Model Number	Description	Finish	Wgt.	List Price
<b>Closed</b>				
DUC-2424-C-14	24" x 24" x 14"H	Veneer	44	\$1,155
DUC-2424-C-21	24" x 24" x 21"H	Veneer	55	\$1,250
DUC-2424-CL-14	24" x 24" x 14"H	HPL	44	\$972
DUC-2424-CL-21	24" x 24" x 21"H	HPL	55	\$1,049
<b>Open</b>				
DUC-2424-O-14	24" x 24" x 14"H	Veneer	14	\$1,155
DUC-2424-O-21	24" x 24" x 21"H	Veneer	21	\$1,250
DUC-2424-OL-14	24" x 24" x 14"H	HPL	14	\$972
DUC-2424-OL-21	24" x 24" x 21"H	HPL	21	\$1,049

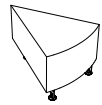


Rectangular Closed



Rectangular Open

45 Degree Wedge Table				
Model Number	Description	Finish	Wgt.	List Price
<b>Curved</b>				
DUC-2420-CR45-14	24" Returns x 20"W x 14"H	Veneer	25	\$1,530
DUC-2420-CR45L-14	24" Returns x 20"W x 14"H	HPL	25	\$1,288
DUC-2420-CR45-21	24" Returns x 20"W x 21"H	Veneer	28	\$1,584
DUC-2420-CR45L-21	24" Returns x 20"W x 21"H	HPL	28	\$1,333
<b>Open</b>				
DUC-2436-OR45-14	24" Returns x 36"W x 14"H	Veneer	23	\$1,197
DUC-2436-OR45L-14	24" Returns x 36"W x 14"H	HPL	23	\$1,009
DUC-2436-OR45-21	24" Returns x 36"W x 21"H	Veneer	26	\$1,250
DUC-2436-OR45L-21	24" Returns x 36"W x 21"H	HPL	26	\$1,054
<b>Flat</b>				
DUC-2420-FR45-14	24" Returns x 20"W x 14"H	Veneer	23	\$1,337
DUC-2420-FR45L-14	24" Returns x 20"W x 14"H	HPL	23	\$1,126
DUC-2420-FR45-21	24" Returns x 20"W x 21"H	Veneer	26	\$1,390
DUC-2420-FR45L-21	24" Returns x 20"W x 21"H	HPL	26	\$1,170



45° Curved



45° Open



45° Flat



90° Curved



90° Open

90 Degree Wedge Table				
Model Number	Description	Finish	Wgt.	List Price
<b>Curved</b>				
DUC-2435-CR90-14	24" Returns x 35"W x 14"H	Veneer		\$1,611
DUC-2435-CR90L-14	24" Returns x 35"W x 14"H	HPL		\$1,356
DUC-2435-CR90-21	24" Returns x 35"W x 21"H	Veneer		\$1,611
DUC-2435-CR90L-21	24" Returns x 35"W x 21"H	HPL		\$1,356
<b>Open</b>				
DUC-2435-OR90-14	24" Returns x 35"W x 14"H	Veneer		\$1,525
DUC-2435-OR90L-14	24" Returns x 35"W x 14"H	HPL		\$1,274

**Required to order:** Model # including options if applicable

- HPL selection
- PVC selection
- wood selection and finish (if applicable)
- powder coat selection

**Note:** Prices shown for Veneer are for oak. Use of maple or other species may incur an upcharge.

Prices and specifications subject to change without notice

Open			
Model Number	Description	Finish	List Price
DUC-2452-OR90-14	24" Returns x 52"W x 14"H	Veneer	\$1,655
DUC-2452-OR90L-14	24" Returns x 52"W x 14"H	HPL	\$1,393

DUC-2452-OR90-21	24" Returns x 52"W x 14"H	Veneer	\$1,788
DUC-2452-OR90L-21	24" Returns x 52"W x 14"H	HPL	\$1,505

Rectangular Table				
Model Number	Description	Finish	Wgt.	List Price
<b>Closed</b>				
DUC-2418-C-14	24"W x 18"D x 14"H	Veneer	37	\$1,080
DUC-2436-C-14	24"W x 36"D x 14"H	Veneer	59	\$1,312
DUC-2452-C-14	24"W x 52"D x 14"H	Veneer	79	\$1,339

DUC-2418-CL-14	24"W x 18"D x 14"H	HPL	37	\$909
DUC-2436-CL-14	24"W x 36"D x 14"H	HPL	59	\$1,105
DUC-2452-CL-14	24"W x 52"D x 14"H	HPL	79	\$1,339

DUC-2418-C-21	24"W x 18"D x 21"H	Veneer	46	\$1,170
DUC-2436-C-21	24"W x 36"D x 21"H	Veneer	73	\$1,403
DUC-2452-C-21	24"W x 52"D x 21"H	Veneer	97	\$1,450

DUC-2418-CL-21	24"W x 18"D x 21"H	HPL	46	\$985
DUC-2436-CL-21	24"W x 36"D x 21"H	HPL	73	\$1,181
DUC-2452-CL-21	24"W x 52"D x 21"H	HPL	97	\$1,450

Open				
Model Number	Description	Finish	Wgt.	List Price
DUC-2418-O-14	24"W x 18"D x 14"H	Veneer	11	\$1,080
DUC-2436-O-14	24"W x 36"D x 14"H	Veneer	21	\$1,312
DUC-2452-O-14	24"W x 52"D x 14"H	Veneer	30	\$1,655

DUC-2418-OL-14	24"W x 18"D x 14"H	HPL	11	\$909
DUC-2436-OL-14	24"W x 36"D x 14"H	HPL	21	\$1,105
DUC-2452-OL-14	24"W x 52"D x 14"H	HPL	30	\$1,339

DUC-2418-O-21	24"W x 18"D x 21"H	Veneer	12	\$1,170
DUC-2436-O-21	24"W x 36"D x 21"H	Veneer	30	\$1,403
DUC-2452-O-21	24"W x 52"D x 21"H	Veneer	70	\$1,788

DUC-2418-OL-21	24"W x 18"D x 21"H	HPL	12	\$985
DUC-2436-OL-21	24"W x 36"D x 21"H	HPL	30	\$1,181
DUC-2452-OL-21	24"W x 52"D x 21"H	HPL	70	\$1,450



**AZTECH**  
In-surface, rectangular panel, Flush-mount (2" x 6.75" cutout)

AZ-2P2U10-72-BA 2 AC receptacles, Dual USB port, 1 Open port, 72" cord, Black Plate, Silver anodized housing \$414

AZ-2P2U10-72-W 2 AC receptacles, Dual USB port, 1 Open port, 72" cord, White Plate \$414