

## 21-Series Construction Shelving - Bookmark &amp; Design Lines

**General Specifications - Wood Shelving**

**End/Intermediate Panels:** All end panels are detailed by product line and are described individually in the "End Panels for Steel Shelving" section of this specification book. All intermediate panels are un-detailed 1" hardwood plywood core with premium grade "A" oak veneer on both faces; exposed edges are banded with 1/8" solid red oak with edges and corners radiused 1/8". All panels permit shelf adjustment on 32mm increments. Intermediate panels are machined on both faces. Threaded 5/16-18 metal inserts are embedded into the top and the bottom of the starter panels to facilitate attachment of the cornice top and toe assembly. Intermediate panels are machined for through bolts.

*Note: initial units are specified according to product line; adder units for all wood modular shelving product lines are specified as series 21 and use the same un-detailed intermediate panel.*

**Cornice Top:** The cornice top panel is 3/4" thick veneer core with select oak veneer face. The front edge is banded with 1/8" solid red oak. The cornice rail is 1" x 2-1/4" and is inset 1/8" from the front edge. The cornice top is attached with 16 gauge steel 'Z' brackets. Laminate tops are also available. Contact the factory for more details.

**Backs:** Backs are 1/4" thick MDF. They are standard with all 21-Series (Bookmark & Design Lines) bookcase units.

**Toe Assembly:** The toe assembly is a 4" high box frame constructed of 1" thick hardwood plywood. The toe assembly is bolted to the end and intermediate panels using 5/16" - 18 machine bolts.

**Mobile Toe Assembly:** A steel chassis is fit to the inside of the toe assembly. Casters are bolted to the chassis with 1/4" -20 bolts and nylon insert lock nuts and the entire assembly is attached to the end panel with 5/16" -18 machine bolts. The steel chassis provides formed flanges under the toe and end panels for extra support. The casters are 2" diameter, nonlocking. The mobile bookcase sits 1/2" off the floor.

**Base Shelf:** The base shelf is 3/4" thick engineered wood with select oak veneer face and 1/8" solid red oak front band. It is supported on all four edges by the toe assembly and attached with two screws.

**Fixed Shelves:** Shelving units 60" and taller use fixed shelves at either end of a run. Mobile units also receive fixed shelves. They are similar to adjustable shelves with standard shelf pins replaced by fixed shelf pins that screw into the standard side panel line holes. Fixed shelves are adjustable.

**Adjustable Shelves:** The adjustable shelves are 1" veneer core with premium grade "A" oak veneer; exposed edges are banded with 1/8" solid red oak with edges and corners radiused 1/8". They are bored in 4 locations on the underside to accept seismically rated shelf pins.

\*All pricing shown is for oak veneer.

Use of Maple or other species may incur an upcharge.

**Magazine Display Shelf:** The magazine display shelf is 3/4" thick engineered wood with select oak face. The front edge has a solid oak retaining rail. The magazine display shelf pivots on pins which mount between the end and intermediate panels allowing the user to lift the shelf and utilize the storage space behind. The pins are retained with a metal bracket and screws to prevent accidental removal.

**Picture Book Display Shelf:** The picture book display shelves are 3/4" thick glued up aspen hardwood with a 1-3/4" solid red oak front nosing. The back is 3/4" thick engineered wood with select oak veneer face and 1/8" solid red oak top band. The shelf and back are slotted approximately every 5" to accept wooden dividers. The back is attached to the base of the shelf using screws. They are bored in 4 locations on the underside to accept seismically rated shelf pins. Includes 3 dividers per shelf.

**Options**

**Optional Hardwood Shelves:** Optional hardwood shelves are 3/4" thick glued up aspen hardwood with a 1-3/4" solid red oak front nosing. They are bored in 4 locations on the underside to accept systemic rated shelf pins. Additional wood or steel adjustable shelves are available for any of the modular bookcases. See end of each bookcase product line section for part numbers. *To Specify: Remove "V" from part number (i.e. 21-4212).*

**Optional Adjustable Steel Shelves:** 18 ga. steel shelves have a 1" deep triple bent edge and a 1" tall bookstop lip in the rear. Rear lip accepts optional sliding book support. Slots in the turned down side flanges allow the shelves to mount on 5mm adjustable shelf pins. Shelf pins have a collar that prevents them from being removed without first removing the shelf. Nominal 10" and 12" deep shelving uses 9" or 11" deep shelves respectively. Shelves are finished with a durable powder coat. Standard powder coat color is black unless otherwise specified.

**To Specify: Add "SB" to part number (i.e. SB21-4212).**


**Optional Continuous Canopy Tops:** Optional common tops are 1-1/4" thick three ply construction, with a .050" laminate face, engineered wood core and a phenolic backer sheet. The common top is banded on all exposed sides with 1/8" solid red oak. Top is replaced with Box Frame. *To specify add the suffix "-CT"*

**\*leveling glides are optional.** We pre-drill hole locations in all end and intermediate panels to accept leveling glides as a standard manufacturing procedure. **If leveling glides are required, you must order the glides separately.**

**Please Specify:** Product Number / Finish / Back Panel / Enclose Layout

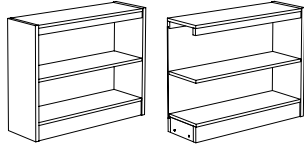
# Lexington Standard Bookcases

## Shelving



### Single Faced Standard Units

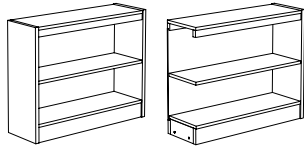
#### 30" High



Model Number	Description	Wgt.	List Price
V27-3008	30"H X 37"W X 8"D Initial	40	\$899
V21-3008A	30"H X 36"W X 8"D Adder	33	\$608
V27-3010	30"H X 37"W X 10"D Initial	45	\$1,048
V21-3010A	30"H X 36"W X 10"D Adder	37	\$694
V27-3012	30"H X 37"W X 12"D Initial	51	\$1,091
V21-3012A	30"H X 36"W X 12"D Adder	42	\$730

*30" High single sided shelving has a select wood top and one adjustable shelf. Includes 1/4" matching wood back.*

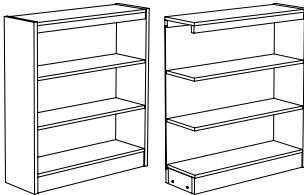
#### 36" High



Model Number	Description	Wgt.	List Price
V27-3608	36"H X 37"W X 8"D Initial	45	\$1,025
V21-3608A	36"H X 36"W X 8"D Adder	37	\$694
V27-3610	36"H X 37"W X 10"D Initial	51	\$1,189
V21-3610A	36"H X 36"W X 10"D Adder	42	\$791
V27-3612	36"H X 37"W X 12"D Initial	58	\$1,252
V21-3612A	36"H X 36"W X 12"D Adder	48	\$832

*36" High single sided shelving has a select wood top and one adjustable shelf. Includes 1/4" matching wood back.*

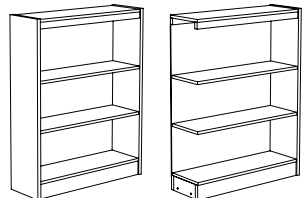
#### 42" High



Model Number	Description	Wgt.	List Price
V27-4208	42"H X 37"W X 8"D Initial	49	\$1,150
V21-4208A	42"H X 36"W X 8"D Adder	41	\$779
V27-4210	42"H X 37"W X 10"D Initial	57	\$1,330
V21-4210A	42"H X 36"W X 10"D Adder	47	\$887
V27-4212	42"H X 37"W X 12"D Initial	64	\$1,414
V21-4212A	42"H X 36"W X 12"D Adder	53	\$932
V27-4216-SF	42"H X 37"W X 16"D Initial	79	\$1,485
V21-4216A-SF	42"H X 36"W X 16"D Adder	64	\$984

*42" High single sided shelving has a wood top and two adjustable shelves. Includes 1/4" matching wood back.*

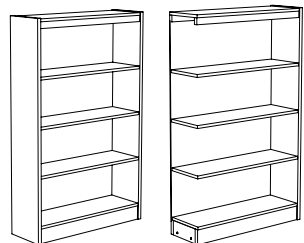
#### 48" High



Model Number	Description	Wgt.	List Price
V27-4808	48"H X 37"W X 8"D Initial	52	\$1,208
V21-4808A	48"H X 36"W X 8"D Adder	43	\$815
V27-4810	48"H X 37"W X 10"D Initial	61	\$1,409
V21-4810A	48"H X 36"W X 10"D Adder	49	\$930
V27-4812	48"H X 37"W X 12"D Initial	68	\$1,485
V21-4812A	48"H X 36"W X 12"D Adder	56	\$984
V27-4816-SF	48"H X 37"W X 16"D Initial	84	\$1,563
V21-4816A-SF	48"H X 36"W X 16"D Adder	67	\$1,035

*48" High single sided shelving has a wood top and two adjustable shelves. Includes 1/4" matching wood back.*

#### 60" High




Model Number	Description	Wgt.	List Price
V27-6008	60"H X 37"W X 8"D Initial	61	\$1,571
V21-6008A	60"H X 36"W X 8"D Adder	50	\$1,063
V27-6010	60"H X 37"W X 10"D Initial	71	\$1,824
V21-6010A	60"H X 36"W X 10"D Adder	58	\$1,218
V27-6012	60"H X 37"W X 12"D Initial	81	\$1,944
V21-6012A	60"H X 36"W X 12"D Adder	65	\$1,302
V27-6016-SF	60"H X 37"W X 16"D Initial	100	\$2,058
V21-6016A-SF	60"H X 36"W X 16"D Adder	80	\$1,384

*60" High single sided shelving has a wood top and three adjustable shelves. Includes 1/4" matching wood back.*

\* Steel shelves may be specified for most wood bookcases.  
 Replace "V" in the model with "SB" (i.e. SB21-4220).  
 Prices and specifications subject to change without notice

# Lexington Standard Bookcases

## Shelving



72" High	Model Number	Description	Wgt.	List Price
	V27-7208	72"H X 37"W X 8"D Initial	74	\$1,973
	V21-7208A	72"H X 36"W X 8"D Adder	59	\$1,238
	V27-7210	72"H X 37"W X 10"D Initial	86	\$2,139
	V21-7210A	72"H X 36"W X 10"D Adder	68	\$1,363
	V27-7212	72"H X 37"W X 12"D Initial	99	\$2,277
	V21-7212A	72"H X 36"W X 12"D Adder	78	\$1,453
	V27-7216-SF	72"H X 37"W X 16"D Initial	123	\$2,411
	V21-7216A-SF	72"H X 36"W X 16"D Adder	95	\$1,540

72" High single sided shelving has a wood top and four adjustable shelves. Includes 1/4" matching wood back.

84" High	Model Number	Description	Wgt.	List Price
	V27-8408	84"H X 37"W X 8"D Initial	81	\$2,077
	V21-8408A	84"H X 36"W X 8"D Adder	66	\$1,345
	V27-8410	84"H X 37"W X 10"D Initial	94	\$2,256
	V21-8410A	84"H X 36"W X 10"D Adder	76	\$1,477
	V27-8412	84"H X 37"W X 12"D Initial	108	\$2,403
	V21-8412A	84"H X 36"W X 12"D Adder	87	\$1,574
	V27-8416-SF	84"H X 37"W X 16"D Initial	135	\$2,546
	V21-8416A-SF	84"H X 36"W X 16"D Adder	107	\$1,676

84" High single sided shelving has an inverted wood cornice top and five adjustable shelves. Includes 1/4" matching wood back.

90" High	Model Number	Description	Wgt.	List Price
	V27-9012	90"H X 37"W X 12"D Initial	117	\$2,592
	V21-9012A	90"H X 36"W X 12"D Adder	95	\$1,714

90" High single sided shelving has an inverted wood cornice top and six adjustable shelves. Includes 1/4" matching wood back.

### Double Faced Standard Units

30" High	Model Number	Description	Wgt.	List Price
	V27-3020	30"H X 37"W X 20"D Initial	81	\$1,657
	V21-3020A	30"H X 36"W X 20"D Adder	68	\$1,146
	V27-3024	30"H X 37"W X 24"D Initial	92	\$1,760
	V21-3024A	30"H X 36"W X 24"D Adder	76	\$1,213

30" High double sided shelving has a wood top and two adjustable shelves. Includes 1/4" matching wood back.

30" High Mobile Units	Model Number	Description	Wgt.	List Price
	V27-3020-MOB	30"H X 37"W X 20"D Mobile	93	\$1,977
	V27-3024-MOB	30"H X 37"W X 24"D Mobile	104	\$2,077

36" High	Model Number	Description	Wgt.	List Price
	V27-3620	36"H X 37"W X 20"D Initial	92	\$1,904
	V21-3620A	36"H X 36"W X 20"D Adder	76	\$1,300
	V27-3624	36"H X 37"W X 24"D Initial	105	\$2,024
	V21-3624A	36"H X 36"W X 24"D Adder	86	\$1,387

36" High double sided shelving has a wood top and two adjustable shelves. Includes 1/4" matching wood back.

\* Steel shelves may be specified for most wood bookcases.


Replace "V" in the model with "SB" (i.e. SB21-4220).

Prices and specifications subject to change without notice

P-LEXINGTONSHELVING-220610

# Lexington Standard Bookcases

## Shelving



36" High Mobile Units	Model Number	Description	Wgt.	List Price
	V27-3620-MOB	36"H X 37"W X 20"D Mobile	104	\$2,173
	V27-3624-MOB	36"H X 37"W X 24"D Mobile	117	\$2,292

42" High	Model Number	Description	Wgt.	List Price
	V27-4220	42"H X 37"W X 20"D Initial	102	\$2,150
	V21-4220A	42"H X 36"W X 20"D Adder	84	\$1,457
	V27-4224	42"H X 37"W X 24"D Initial	117	\$2,284
	V21-4224A	42"H X 36"W X 24"D Adder	96	\$1,562

42" High double sided shelving has a wood top and four adjustable shelves. Includes 1/4" matching wood back.

42" High Mobile Units	Model Number	Description	Wgt.	List Price
	V27-4220-MOB	42"H X 37"W X 20"D Mobile	114	\$2,467
	V27-4224-MOB	42"H X 37"W X 24"D Mobile	129	\$2,605

48" High	Model Number	Description	Wgt.	List Price
	V27-4820	48"H X 37"W X 20"D Initial	107	\$2,258
	V21-4820A	48"H X 36"W X 20"D Adder	86	\$1,529
	V27-4824	48"H X 37"W X 24"D Initial	123	\$2,403
	V21-4824A	48"H X 36"W X 24"D Adder	99	\$1,639

48" High double sided shelving has a wood top and four adjustable shelves. Includes 1/4" matching wood back.

48" High Mobile Units	Model Number	Description	Wgt.	List Price
	V27-4820-MOB	48"H X 37"W X 20"D Mobile	119	\$2,590
	V27-4824-MOB	48"H X 37"W X 24"D Mobile	133	\$2,739

60" High	Model Number	Description	Wgt.	List Price
	V27-6020	60"H X 37"W X 20"D Initial	127	\$2,933
	V21-6020A	60"H X 36"W X 20"D Adder	102	\$2,027
	V27-6024	60"H X 37"W X 24"D Initial	146	\$3,148
	V21-6024A	60"H X 36"W X 24"D Adder	117	\$2,179


60" High double sided shelving has a wood top and six adjustable shelves. Includes 1/4" matching wood back.

72" High	Model Number	Description	Wgt.	List Price
	V27-7220	72"H X 37"W X 20"D Initial	154	\$3,540
	V21-7220A	72"H X 36"W X 20"D Adder	119	\$2,303
	V27-7224	72"H X 37"W X 24"D Initial	179	\$3,783
	V21-7224A	72"H X 36"W X 24"D Adder	138	\$2,483

72" High double sided shelving has a wood top and eight adjustable shelves. Includes 1/4" matching wood back.

84" High	Model Number	Description	Wgt.	List Price
	V27-8420	84"H X 37"W X 20"D Initial	170	\$3,772
	V21-8420A	84"H X 36"W X 20"D Adder	135	\$2,533
	V27-8424	84"H X 37"W X 24"D Initial	197	\$4,029
	V21-8424A	84"H X 36"W X 24"D Adder	156	\$2,730

84" High double sided shelving has an inverted wood cornice top and ten adjustable shelves. Includes 1/4" matching wood back.



90" High	Model Number	Description	Wgt.	List Price
	V27-9024	90"H X 37"W X 24"D Initial	216	\$4,304
	V21-9024A	90"H X 36"W X 24"D Adder	172	\$2,926

*90" High double sided shelving has an inverted wood cornice top and twelve adjustable shelves. Includes 1/4" matching wood back.*

\* Steel shelves may be specified for most wood bookcases .  
Replace "V" in the model with "SB" (i.e. SB21-4220).

Single Faced Picture Book Units				
42" High	Model Number	Description	Wgt.	List Price
	V27-4212P	42"H X 37"W X 12"D Picture Book Initial	74	\$1,590
	V21-4212PA	42"H X 36"W X 12"D Picture Book Adder	63	\$1,111

*42" High single sided shelving has a wood top, one adjustable picture book shelf and one base picture book shelf. Includes 1/4" matching wood back.*

48" High	Model Number	Description	Wgt.	List Price
	V27-4812P	48"H X 37"W X 12"D Picture Book Initial	77	\$1,660
	V21-4812PA	48"H X 36"W X 12"D Picture Book Adder	64	\$1,160

*48" High single sided shelving has a wood top, one adjustable picture book shelf and one base picture book shelf. Includes 1/4" matching wood back.*

60" High	Model Number	Description	Wgt.	List Price
	V27-6012P	60"H X 37"W X 12"D Picture Book Initial	96	\$2,206
	V21-6012PA	60"H X 36"W X 12"D Picture Book Adder	80	\$1,564

*60" High single sided shelving has a wood top, two adjustable picture book shelves and one base picture book shelf. Includes 1/4" matching wood back.*

Double Faced Picture Book Units				
42" High	Model Number	Description	Wgt.	List Price
	V27-4224P	42"H X 37"W X 24"D Picture Book Initial	136	\$2,632
	V21-4224PA	42"H X 36"W X 24"D Picture Book Adder	115	\$1,907

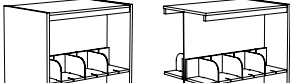
*42" High double sided shelving has a wood top, two adjustable picture book shelf and one base picture book shelf per side. Includes 1/4" matching wood back.*

\* Steel shelves may be specified for most wood bookcases.  
Replace "V" in the model with "SB" (i.e. SB21-4220).  
Prices and specifications subject to change without notice

# Lexington Standard Bookcases

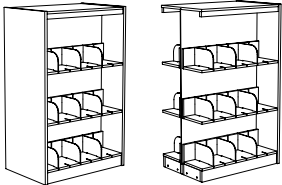
## Shelving

42" High Mobile Unit	Model Number	Description	Wgt.	List Price
	V27-4224P-MOB	42"H X 37"W X 24"D Picture Book Mobile	148	\$2,954

48" High	Model Number	Description	Wgt.	List Price
	V27-4824P	48"H X 37"W X 24"D Picture Book Initial	142	\$2,746
	V21-4824PA	48"H X 36"W X 24"D Picture Book Adder	118	\$1,988

*48" High double sided shelving has a wood top, two adjustable picture book shelf and one base picture book shelf. Includes 1/4" matching wood back.*

48" High Mobile Unit	Model Number	Description	Wgt.	List Price
	V27-4824P-MOB	48"H X 37"W X 24"D Picture Book Mobile	154	\$3,085

60" High	Model Number	Description	Wgt.	List Price
	V27-6024P	60"H X 37"W X 24"D Picture Book Initial	176	\$3,671
	V21-6024PA	60"H X 36"W X 24"D Picture Book Adder	147	\$2,698

*60" High double sided shelving has a wood top, four adjustable picture book shelves and one base picture book shelf. Includes 1/4" matching wood back.*