

Modular Circulations Desks

General Specifications- HPL

Modular Case System: Each case module is fully assembled, allowing for simple field assembly of the complete circulation desk as well as for easy reconfiguration, if necessary. Cases connect with male/female threaded metal connectors.

Top: Tops are 1-1/4" thick, three ply engineered wood construction with .050" high pressure laminate, HPL and a phenolic backer sheet. The edges of the top are edged with 1/8" PVC with 1/8" radius top and bottom.

Case Construction: Desk modules are constructed of 3/4" thick, three ply engineered wood panel construction with .030" high pressure laminate faces. All modules utilize a 3/4" recessed front design, with (2) 4" high accent strips (one at the bottom and one near or at the top). Cabinets are assembled using glue and dowel joinery. One finished end panel is required for each exposed end of a complete desk assembly.

Accent End/ Intermediate Panel: Decorative End and Intermediate Panels are 1-1/4" thick, engineered wood construction with .030" high pressure laminate faces. The patron side is Sloped (Keystone) or has a Radius side (Malibu). The edges of every side are edged with 1/8" PVC.

Adjustable Shelves: Adjustable shelves are 3/4" thick three ply engineered wood construction with .030" high pressure laminate faces. The exposed edges are edged with 1/8" PVC. Shelves are adjustable on 32mm increments.

Drawers: Drawers are constructed of 18mm nine ply plywood. Drawers have 3/4" thick fronts with .030" high pressure laminate faces, edges of every side are edged with 1/8" PVC. Box drawers have 100 lb. full extension slides, file drawers have 100 lb. full extension slides.

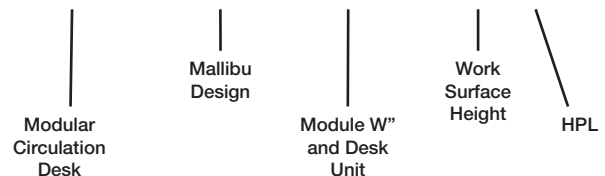
Doors: Doors are constructed of 3/4" thick, three ply engineered wood construction with plain sliced "A" grade hardwood veneer faces and edged on all sides with 1/8" solid hardwood. Door hardware includes concealed hinges, fully adjustable in all 3 axes, and wire pulls.

Continuous Top Construction: Tops may be specified as continuous.

Locks: Units may be specified with doors and/or drawers locking, keyed random or alike.

Depressible Book Truck: uses a spring loaded steel scissor lift mechanism set within the body of the unit, under the descending platform base. Unit moves on 3" ball bearing soft rubber casters.

MCD-MB-36D-29L



General Specifications- Veneer

Modular Case System: Each case module is fully assembled, allowing for simple field assembly of the complete circulation desk as well as for easy reconfiguration, if necessary. Cases connect with male/female threaded metal connectors.

Top: Tops are 1-1/4" thick, three ply engineered wood construction with .050" high pressure laminate, HPL and a phenolic backer sheet. The patron side is edged with 1" x 1-1/4" solid hardwood band with a 1/2" radius top and bottom. The edges and back side of the top are edged with 1/8" solid hardwood.

Case Construction: Desk modules are constructed of 3/4" thick, three ply engineered wood construction with plain sliced "A" grade hardwood veneer sorted for color and grain. All modules shall have sequenced veneer fronts to have a consistent grain and color pattern throughout desk. All modules utilize a 3/4" recessed front design, with (2) 4" high accent strips (one at the bottom and one near or at the top). Cabinets are assembled using glue and dowel joinery. One finished end panel is required for each exposed end of a complete desk assembly.

Accent End/ Intermediate Panel: Decorative End and Intermediate Panels are 1-1/4" thick, engineered wood construction with "A" grade veneer faces. The patron side is Sloped (Keystone) or has a Radius side (Malibu). The edges of every side are edged with 1/8" solid hardwood.

Adjustable Shelves: Adjustable shelves are 3/4" thick three ply engineered wood construction with "A" grade hardwood veneer faces. The exposed edges are edged with 1/8" solid wood. Shelves are adjustable on 32mm increments.

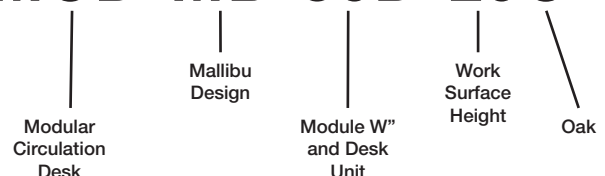
Drawers: Drawers are constructed of 18mm nine ply plywood. Drawers have 3/4" thick fronts with "A" grade hardwood veneer. Box drawers have 100 lb. full extension slides, file drawers have 100 lb. full extension slides.

Doors: Doors are constructed of 3/4" thick, three ply engineered wood construction with plain sliced "A" grade hardwood veneer faces and edged on all sides with 1/8" solid hardwood. Door hardware includes concealed hinges, fully adjustable in all 3 axes, and wire pulls.

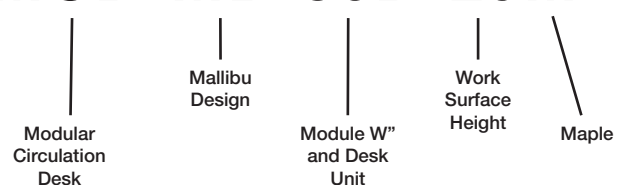
Locks: Units may be specified with doors and/or drawers locking, keyed random or alike.

Depressible Book Truck: uses a spring loaded steel scissor lift mechanism set within the body of the unit, under the descending platform base. Unit moves on 3" ball bearing soft rubber casters.

MCD-MB-36D-29O



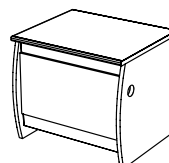
MCD-MB-36D-29M



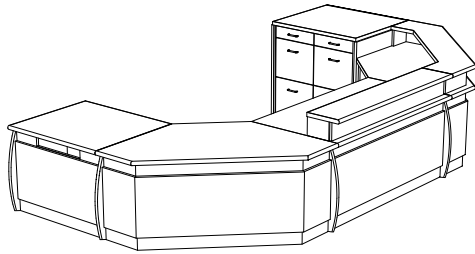
L: High Pressure Laminate

O: Oak

M: Maple



Malibu: a modern style design using curved end panels with laminate inlay details at top and bottom applied to the patron side of most modular units. Model Number example for Malibu Desk unit; MCD-MB-36D-29



Desk Units				
36" Wide	Model Number	Description	Wgt.	List Price
	MCD-MB-36D-29	Desk Unit, 36"W X 30"D X 29" H	120	\$4,020
	MCD-MB-36D-32	Desk Unit, 36"W X 30"D X 32" H	126	\$4,020
	MCD-MB-36D-39	Desk Unit, 36"W X 30"D X 39" H	141	\$4,170
	MCD-MB-36D-32-ADJ	Desk Unit, 36"W X 30"D X ADJ. H	126	\$4,375
48" Wide	Model Number	Description	Wgt.	List Price
	MCD-MB-48D-29	Desk Unit, 48"W X 30"D X 29" H	131	\$5,354
	MCD-MB-48D-32	Desk Unit, 48"W X 30"D X 32" H	138	\$5,354
	MCD-MB-48D-39	Desk Unit, 48"W X 30"D X 39" H	153	\$5,673
	MCD-MB-48D-32-ADJ	Desk Unit, 48"W X 30"D X ADJ. H	138	\$5,832
72" Wide	Model Number	Description	Wgt.	List Price
	MCD-MB-72D-29	Desk Unit, 72"W X 30"D X 29" H	206	\$6,722
	MCD-MB-72D-32	Desk Unit, 72"W X 30"D X 32" H	212	\$6,722
	MCD-MB-72D-39	Desk Unit, 72"W X 30"D X 39" H	230	\$6,744
	MCD-MB-72D-32-ADJ	Desk Unit, 72"W X 30"D X ADJ. H	212	\$7,323
Book Return	Model Number	Description	Wgt.	List Price
	MCD-MB-36BR-29	Book Return, 36"W X 30"D X 29" H	118	\$4,194
	MCD-MB-36BR-32	Book Return, 36"W X 30"D X 32" H	124	\$4,194
	MCD-MB-36BR-39	Book Return, 36"W X 30"D X 39" H	139	\$4,345
Descending Platform BookTruck	Model Number	Description	Wgt.	List Price
	MCD-DBT-1824-21	Depressible Platform Book Truck, 18"D x 24.25"W x 21"H, For curved 29"H Book Return Units and Nomad Book Return	135	\$3,107
	MCD-DBT-1824-24	Depressible Platform Book Truck, 18"D x 24.25"W x 24"H, For Curved 32"-39"H Book Return Units	135	\$3,107
	MCD-DBT-2424-21	Depressible Platform Book Truck, 23.625"D x 24.25"W x 21"H, For 29"H Book Return Units with Extended Chutes and 32"H Keystone and Malibu Book Returns	137	\$3,107
	MCD-DBT-2424-24	Depressible Platform Book Truck, 23.625"D x 24.25"W x 24"H, For 32" and #("H Book Return Units	137	\$3,107
Top Surface Slot Book Return Module with Drawer and Shelf Storage	Model Number	Description	Wgt.	List Price
	MCD-MB-36SBR-TOP-29	Book Return w Top Slot, 36"W X 30"D X 29" H	200	\$5,358
	MCD-MB-36SBR-TOP-32	Book Return w Top Slot, 36"W X 30"D X 32" H	204	\$5,358
	MCD-MB-36SBR-TOP-39	Book Return w Top Slot, 36"W X 30"D X 39" H	218	\$5,391
Cupboard Units	Model Number	Description	Wgt.	List Price
	MCD-MB-36CS-29	Cupboard Unit, 36"W X 30"D X 29" H	189	\$5,274
	MCD-MB-36CS-32	Cupboard Unit, 36"W X 30"D X 32" H	192	\$5,274
	MCD-MB-36CS-39	Cupboard Unit, 36"W X 30"D X 39" H	210	\$5,310

Circulation Desks

Cupboard Unit With Drawer	Model Number	Description	Wgt.	List Price
	MCD-MB-36CD-29	Cupboard Unit, 36"W X 30"D X 29" H with drawer	201	\$5,829
	MCD-MB-36CD-32	Cupboard Unit, 36"W X 30"D X 32" H with drawer	207	\$5,829
	MCD-MB-36CD-39	Cupboard Unit, 36"W X 30"D X 39" H with drawer	225	\$5,859
Cupboard Unit With 2 & 3 Drawers (Cupboard Left)	Model Number	Description	Wgt.	List Price
	MCD-MB-36C2DL-29	Cupboard Unit, Left, 36"W X 30"D X 29" H with 2 drawers, file/file	222	\$6,993
	MCD-MB-36C2DL-32	Cupboard Unit, Left, 36"W X 30"D X 32" H with 2 drawers, file/file	225	\$6,993
	MCD-MB-36C3DL-32	Cupboard Unit, Left, 36"W X 30"D X 32" H with 3 drawers, box/box/file	230	\$7,213
	MCD-MB-36C3DL-39	Cupboard Unit, Left, 36"W X 30"D X 39" H with 3 drawers, box/file/file	256	\$7,262
Cupboard Unit With 2 & 3 Drawers (Cupboard Right)	Model Number	Description	Wgt.	List Price
	MCD-MB-36C2DR-29	Cupboard Unit, Right, 36"W X 30"D X 29" H with 2 drawers, file/file	222	\$6,993
	MCD-MB-36C2DR-32	Cupboard Unit, Right, 36"W X 30"D X 32" H with 2 drawers, file/file	225	\$6,993
	MCD-MB-36C3DR-32	Cupboard Unit, Right, 36"W X 30"D X 32" H with 3 drawers, box/box/file	230	\$7,213
	MCD-MB-36C3DR-39	Cupboard Unit, Right, 36"W X 30"D X 39" H with 3 drawers, box/file/file	256	\$7,262
Cupboard Unit With Open Storage (Cupboard Left)	Model Number	Description	Wgt.	List Price
	MCD-MB-36COSL-29	Cupboard Unit, Left, 36"W X 30"D X 29" H with open storage	186	\$5,447
	MCD-MB-36COSL-32	Cupboard Unit, Left, 36"W X 30"D X 32" H with open storage	190	\$5,447
	MCD-MB-36COSL-39	Cupboard Unit, Left, 36"W X 30"D X 39" H with open storage	204	\$5,499
Cupboard Unit With Open Storage (Cupboard Right)	Model Number	Description	Wgt.	List Price
	MCD-MB-36COSR-29	Cupboard Unit, Right, 36"W X 30"D X 29" H with open storage	186	\$5,447
	MCD-MB-36COSR-32	Cupboard Unit, Right, 36"W X 30"D X 32" H with open storage	190	\$5,447
	MCD-MB-36COSR-39	Cupboard Unit, Right, 36"W X 30"D X 39" H with open storage	204	\$5,499
Open Storage Units	Model Number	Description	Wgt.	List Price
	MCD-MB-36OS-29	Open Storage, 36"W X 30"D X 29" H	185	\$4,546
	MCD-MB-36OS-32	Open Storage, 36"W X 30"D X 32" H	189	\$4,546
	MCD-MB-36OS-39	Open Storage, 36"W X 30"D X 39" H	202	\$4,570
Open Storage Unit With Drawer	Model Number	Description	Wgt.	List Price
	MCD-MB-36OSD-29	Open Storage, 36"W X 30"D X 29" H with drawer	200	\$5,216
	MCD-MB-36OSD-32	Open Storage, 36"W X 30"D X 32" H with drawer	204	\$5,216
	MCD-MB-36OSD-39	Open Storage, 36"W X 30"D X 39" H with drawer	218	\$5,248

Circulation Desks

Open Storage Unit With 2 & 3 Drawers (Open Storage Left)	Model Number	Description	Wgt.	List Price
	MCD-MB-360S2DL-29	Open Storage, Left, 36"W X 30"D X 29" H with 2 drawers, file/file	209	\$6,864
	MCD-MB-360S2DL-32	Open Storage, Left, 36"W X 30"D X 32" H with 2 drawers, file/file	212	\$6,864
	MCD-MB-360S3DL-32	Open Storage, Left, 36"W X 30"D X 32" H with 3 drawers, box/box/file	220	\$7,040
	MCD-MB-360S3DL-39	Open Storage, Left, 36"W X 30"D X 39" H with 3 drawers, box/file/file	240	\$7,278
Open Storage Unit With 2 & 3 Drawers (Open Storage Right)	Model Number	Description	Wgt.	List Price
	MCD-MB-360S2DR-29	Open Storage, Right, 36"W X 30"D X 29" H with 2 drawers, file/file	209	\$6,864
	MCD-MB-360S2DR-32	Open Storage, Right, 36"W X 30"D X 32" H with 2 drawers, file/file	212	\$6,864
	MCD-MB-360S3DR-32	Open Storage, Right, 36"W X 30"D X 32" H with 3 drawers, box/box/file	220	\$7,040
	MCD-MB-360S3DR-39	Open Storage, Right, 36"W X 30"D X 39" H with 3 drawers, box/file/file	240	\$7,278
Kneespace Unit	Model Number	Description	Wgt.	List Price
	MCD-MB-36KS-32	Kneespace Unit, 36"W X 30"D X 32" H	138	\$4,999
	MCD-MB-36KS-39	Kneespace Unit, 36"W X 30"D X 39" H	151	\$5,034
Corner Units	Model Number	Description	Wgt.	List Price
45 Degree Radius	Model Number	Description	Wgt.	List Price
	MCD-MB-30RC45-29	Radius Corner, 30"W X 30"D X 29" H	74	\$4,824
	MCD-MB-30RC45-32	Radius Corner, 30"W X 30"D X 32" H	77	\$4,824
	MCD-MB-30RC45-39	Radius Corner, 30"W X 30"D X 39" H	84	\$5,290
45 Degree Flat	Model Number	Description	Wgt.	List Price
	MCD-MB-30FC45-29	Flat Corner, 30"W X 30"D X 29"H	74	\$4,967
	MCD-MB-30FC45-32	Flat Corner, 30"W X 30"D X 32"H	77	\$4,967
	MCD-MB-30FC45-39	Flat Corner, 30"W X 30"D X 39"H	84	\$5,447
90 Degree Radius	Model Number	Description	Wgt.	List Price
	MCD-MB-30RC-29	Radius Corner, 30"W X 30"D X 29" H	148	\$5,295
	MCD-MB-30RC-32	Radius Corner, 30"W X 30"D X 32" H	153	\$5,295
	MCD-MB-30RC-39	Radius Corner, 30"W X 30"D X 39" H	168	\$5,469
90 Degree Radius with Shelves	Model Number	Description	Wgt.	List Price
	MCD-MB-30RCS-29	Radius Corner, 30"W X 30"D X 29" H	158	\$6,422
	MCD-MB-30RCS-32	Radius Corner, 30"W X 30"D X 32" H	163	\$6,422
	MCD-MB-30RCS-39	Radius Corner, 30"W X 30"D X 39" H	178	\$6,592
90 Degree Extended Radius	Model Number	Description	Wgt.	List Price
	MCD-MB-30ERC-29	Radius Ext. Corner, 66"W X 34"D X 29" H	276	\$9,288
	MCD-MB-30ERC-32	Radius Ext. Corner, 66"W X 34"D X 32" H	284	\$9,288
	MCD-MB-30ERC-39	Radius Ext. Corner, 66"W X 34"D X 39" H	306	\$9,477


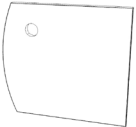
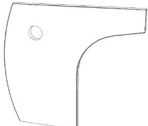
Circulation Desks

90 Degree Extended Flat	Model Number	Description	Wgt.	List Price
	MCD-MB-30EFC-29	Flat Corner, 66"W X 30"D X 29" H extended unit	226	\$7,388
	MCD-MB-30EFC-32	Flat Corner, 66"W X 30"D X 32" H extended unit	232	\$7,388
	MCD-MB-30EFC-39	Flat Corner, 66"W X 30"D X 39" H extended unit	250	\$7,598
90 Degree Square	Model Number	Description	Wgt.	List Price
	MCD-MB-30SC-29	Square Corner, 30"W X 30"D X 29"H	152	\$4,061
	MCD-MB-30SC-32	Square Corner, 30"W X 30"D X 32"H	155	\$4,061
	MCD-MB-30SC-39	Square Corner, 30"W X 30"D X 39"H	170	\$4,208
Triangle Corner Unit	Model Number	Description	Wgt.	List Price
	MCD-MB-30TC-29	Triangle Corner, 30"W X 30"D X 29" H	88	\$4,061
	MCD-MB-30TC-32	Triangle Corner, 30"W X 30"D X 32" H	91	\$4,061
	MCD-MB-30TC-39	Triangle Corner, 30"W X 30"D X 39" H	98	\$4,222
Triangle Corner Unit with Shelves	Model Number	Description	Wgt.	List Price
	MCD-MB-30TCS-29	Triangle Corner, 30"W X 30"D X 29" H with shelves	87	\$3,747
	MCD-MB-30TCS-32	Triangle Corner, 30"W X 30"D X 32" H with shelves	89	\$3,747
	MCD-MB-30TCS-39	Triangle Corner, 30"W X 30"D X 39" H with shelves	97	\$3,898

* Note: For Triangle Corner Unit with Shelves, use Bookmark MCD-TCS units.

Mid and Terminating End Panels

Note: One Terminating End Panel is required for each exposed end of a complete desk assembly. End Panels are available in all standard design lines. Terminating end panels are available to create right or left facing units. Right side and left side is determined from the perspective of the desk user.

Malibu End Panels	Model Number	Description	Wgt.	List Price
	MCD-MB-29EP-LH	Malibu Finished End Panel, left hand	19	\$839
	MCD-MB-29EP-RH	Malibu Finished End Panel, right hand	19	\$839
	MCD-MB-29IP	Malibu Mid Panel	19	\$839
	MCD-MB-29IP-KS	Malibu Mid Panel, Kneespace	19	\$839

Set Up Charges and Upcharges for Non-Standard and Custom Finishes

Model Number	Description	List Price
Non-Standard PVC	Upcharge, per color, per order, for non-standard PVC	\$911
Custom Finish	Upcharge for custom stain finish	\$640
Non-Standard Stain	Upcharge for non-standard stains already matched	\$283
Sprayon Finish	Upcharge, per color, per order, for Sprayon finish	\$329
Non-Standard HPL	Upcharge for nonstandard HPL (applies to Bella and Romak only)	\$690