

PRICE INCREASE NOTICE: All List Prices will increase by 5% effective April 24, 2022.

General Specifications

Work Surface: Table tops are 1-1/4" thick, with a 1-1/8" thick, three-ply particleboard core with .050 high-pressure laminate top and a .030" or thicker phenolic backer. Edges are 3mm PVC.

Adjustable Leg: Each leg is composed of an outer steel tube and an inner steel tube that can slide within it. The outer steel tube has a welded mounting plate that is 1/8" thick steel, welded to outer leg at the top and a reinforcement gusset of 1/8" thick steel, welded to mounting plate and outer leg. The outer tube also includes an inner ABS collar that prevents marring of the inner tube finish while sliding during adjustment. Each leg is provided with a leveling glide at the bottom.

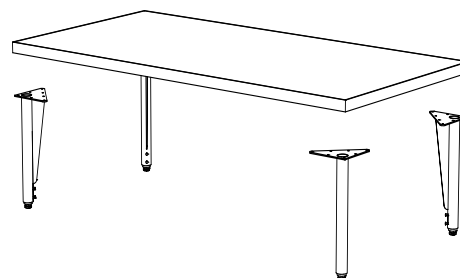
Outer Tube: 14 gauge steel, 1-1/2" outer diameter, approx. 1-1/4" inner diameter. Perforated near the bottom with pass thru holes for (2) adjustment screws.

Inner Tube: 14 gauge steel, 1-1/4" outer diameter. Perforated and tapped for adjustment screws on 1" center to center distance providing for an adjustment range of 4". Adjustment screws must thread into inner leg and not just contact it.

Gusset: 1/8" thick steel, welded to mounting plate and outer tube.

Mounting Plate: 1/8" thick steel, welded to outer tube and gusset. Each leg is mounted to the table with seven (7) 1" #12 wood screws. Insert & machine thread screw (metal-to-metal) available upon request.

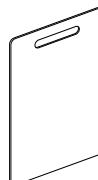
Finish: See mediatechnologies® Finish and Color Guide for choices.



Rectangle



Rectangular Tables				
Model Number	Description	Wgt.	List Price	
3mm PVC Edges				
RFJ-C2436	24"D x 36"W x 14.25"-24.25"H	54	\$504	
RFJ-C2442	24"D x 42"W x 14.25"-24.25"H	59	\$546	
RFJ-C2448	24"D x 48"W x 14.25"-24.25"H	64	\$546	
RFJ-C2460	24"D x 60"W x 14.25"-24.25"H	79	\$583	
RFJ-C2472	24"D x 72"W x 14.25"-24.25"H	87	\$624	
RFJ-C3036	30"D x 36"W x 14.25"-24.25"H	60	\$524	
RFJ-C3042	30"D x 42"W x 14.25"-24.25"H	68	\$577	
RFJ-C3048	30"D x 48"W x 14.25"-24.25"H	76	\$577	
RFJ-C3060	30"D x 60"W x 14.25"-24.25"H	92	\$622	
RFJ-C3072	30"D x 72"W x 14.25"-24.25"H	103	\$672	



Surfboard Markerboard and Accessories			
Model Number	Description	Wgt	List Price
SFB-1824	Surfboard Marker Board, 18"W x 24"L		\$193
SFB-1824-8PACK	(8) Surfboard Markerboards		\$1,338
SFB-1824-5PACK	(5) Surfboard Markerboards		\$854
SFB-SMB	Table Side Mounting Bracket for Surfboard - available in full range of powder coat colors.		\$72
SFB-TMB	Table Top Mounting Bracket for Surfboard - available in black		\$72
HTSBB	Surfboard hanging bracket for elements track.		\$69

Available Separately

Surfboard Cart			
Model Number	Description	Wgt	List Price
SFBC-2446-55-MOB	Surfboard Cart, 24"D x 45.5"W x 54.5"H, Mobile	200	\$2,843



Round



Round Tables			
Model Number	Description	Wgt.	List Price
3mm PVC Edge			
RFJ-C0042	42" Dia. x 14.25"-24.25"H	70	\$752
RFJ-C0048	48" Dia. x 14.25"-24.25"H	86	\$752
RFJ-C0060	60" Dia. x 14.25"-24.25"H	124	\$916



Square



Square Tables			
Model Number	Description	Wgt.	List Price
3mm PVC Edges			
RFJ-C4242	42"D x 42"W x 14.25"-24.25"H	88	\$795
RFJ-C4848	48"D x 48"W x 14.25"-24.25"H	108	\$800
RFJ-C6060	60"D x 60"W x 14.25"-24.25"H	159	\$930



Squircle			
Model Number	Description	Wgt.	List Price
3mm PVC Edges			
RFJ-C3636SQR	36" x 36" x 22"-32"H, 9" Radius corner	68	\$884
RFJ-C4242SQR	42" x 42" x 22"-32"H, 10.5" Radius corner	88	\$922
RFJ-C4848SQR	48" x 48" x 22"-32"H, 12" Radius corner	108	\$927
RFJ-C5454SQR	54" x 54" x 22"-32"H, 13.5" Radius corner	146	\$998
RFJ-C6060SQR	60" x 60" x 22"-32"H, 15" Radius corner	159	\$1004



Squircle

Add Suffix to Model Number	Description	Wgt.	List Price
-2C	Set of 2 Casters	1	\$43
-3C	Set of 3 Casters	2	\$67
-4C	Set of 4 Casters	2	\$83
-6C	Set of 6 Casters (Sprocket Top)	3	\$106

Note: Adjustable table height range is 14.25" to 24.25" with glides. The addition of casters to each leg will raise the table height range to 16.25" to 26.25". Wheelbarrow configuration (a combination of glides and casters) will reduce the adjustable height range to 16.25" to 24.25".

Required to order: Model # including options if applicable

- HPL selection
- PVC selection
- Powder coat selection(s)


ROCKFORD JUNIOR

PRICE INCREASE NOTICE: All List Prices will increase by 5% effective April 24, 2022.

Tables



Quarter Round Tables			
Model Number	Description	Wgt.	List Price
3mm PVC Edges			
RFJ-C36QR	24" / 36" x 14.25"-24.25"H	58	\$596



Flair Tables			
Model Number	Description	Wgt.	List Price
Radiused Corners, 3mm PVC Edge			
RFJ-C3060FLR	32.25" x 59.5" x 14.25"- 24.25"H	103	\$762



Diamond Top Tables			
Model Number	Description	Wgt	List Price
		3mm PVC Edges	
RFJ-C3242DM	32"D x 42"W x 14.25"-24.25"H	68	\$615
RFJ-C3746DM	32"D x 47"W x 14.25"-24.25"H	70	\$615




			Clover Top Tables	
Model Number	Description	Wgt	List Price	
			3mm PVC Edges	
RFJ-C4848CL	48"W x 48"D x 14.25"-24.25"H	86	\$714	
RFJ-C6060CL	60"W x 60"D x 14.25"-24.25"H	159	\$870	



			Trapezoid Tables	
Model Number	Description	Wgt.	List Price	
3mm PVC Edges				
RFJ-C30TRP	30" x 30" x 30" x 60" x 14.25"-24.25"H	98	\$689	



Raetsel Tables			
Model Number	Description	Wgt.	List Price
3mm PVC Edge			
RFJ-C4565RL	45" x 65" x 14.25"-24.25"H	103	\$762



Pickle Tables			
Model Number	Description	Wgt.	List Price
3mm PVC Edge			
RFJ-C3660G	36" x 60" x 14.25"-24.25"H	103	\$762



			"D" Shape Tables
Model Number	Description	Wgt.	List Price
			3mm PVC Edge
RFJ-C3672D	36" x 72" x 14.25"-24.25"H		\$898
RFJ-C4872D	48" x 72" x 14.25"-24.25"H	98	\$953
RFJ-C6072D	60" x 72" x 14.25"-24.25"H		\$1,007



Beanie Tables			
Model Number	Description	Wgt.	List Price
Radiused Corners, 3mm PVC Edge			
RFJ-C3060BNR	29.25" x 58.375" x 14.25"-24.25"H	103	\$762



Sprocket Top Tables			
Model Number	Description	Wgt	List Price
3mm PVC Edges			
RFJ-C6060S	60"W x 60"D x 14.25"-24.25"H	145	\$1,177



Secil Top Tables			
Model Number	Description	Wgt	List Price
3mm PVC Edges			
RFJ-C3772SC	37"W x 72"D x 14.25"-24.25"H	103	\$875



Pacman Tables			
Model Number	Description	Wgt.	List Price
3mm PVC Edge			
RFJ-C0042PAC	42" Dia. x 14.25"-24.25"H	70	\$766
RFJ-C0048PAC	48" Dia. x 14.25"-24.25"H	86	\$766



Crescent Top Tables			
Model Number	Description	Wgt	List Price
3mm PVC Edges			
RFJ-C3672CR	36"W x 72"D x 14.25"-24.25"H	103	\$932



Wave Tables			
Model Number	Description	Wgt	List Price
Radiused Corners, 3mm PVC Edge			
RFJ-C3060WR	32.5" x 59.5" x 14.24"- 24.25" H	103	\$762



Twin Wheel Casters				
Add Suffix to Model Number	Description	Wgt.	List Price	
-2C	Set of 2 Casters	1	\$43	
-3C	Set of 3 Casters	2	\$67	
-4C	Set of 4 Casters	2	\$83	
-6C	Set of 6 Casters (Sprocket Top)	3	\$106	

Required to order: Model # including options if applicable

- HPL selection
- PVC selection
- Powder coat selection(s)

Note: Adjustable table height range is 14.25" to 24.25" with glides. The addition of casters to each leg will raise the table height range to 16.25" to 26.25". Wheelbarrow configuration (a combination of glides and casters) will reduce the adjustable height range to 16.25" to 24.25"