

END OF RANGE DISPLAYS

Display

End of Range Magazine Display

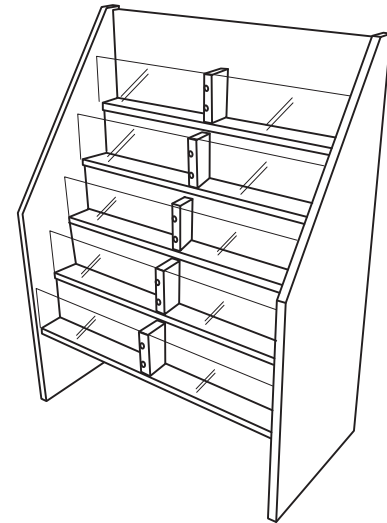
General Specifications

Designed for end-of-run applications. End panels are 1" veneer core hardwood plywood with grade A oak veneer face and with a 1.5mm solid wood banding. Shelves are 1" veneer core hardwood plywood with grade A oak veneer face and with a 1.5mm solid wood banding. Each shelf has a clear plexiglass front retainer that allows display of magazine covers. Bottom shelf is 1" three ply construction with grade A oak veneer face and 1.5mm solid wood banding. Backs are 1/4" plywood with grade A oak veneer. Toes are constructed of 4" high and 1" thick veneer core hardwood plywood and are attached using 14-gauge steel brackets.

End of Range Magazine Display	Model Number	Description	Wgt.	List Price
	11-4216MS-EOR	16" D X 24" W X 42" H	68	\$1,149

Required to order: Model # including options if applicable
• Wood finish selection

Note: Prices for items with wood veneer or edges is based on oak. Use of maple or other species may incur an upcharge .



End of Range Shelving

General Specifications


Designed for end-of-run applications. End panels are 1" veneer core hardwood plywood with grade A oak veneer face and with a 1.5mm solid wood banding. Shelves are 1" veneer core hardwood plywood with grade A oak veneer face and with a 1.5mm solid wood banding. Bottom shelf and top are 1" three ply construction with grade A oak veneer face and 1.5mm solid wood banding. Backs are 1/4" plywood with grade A oak veneer. Toes are constructed of 4" high and 1" thick veneer core hardwood plywood and are attached using 14-gauge steel brackets.

Available in Designer Lines* versions.

End of Range Shelving	Model Number	Description	Wgt.	List Price
	11-4212-EOR	12" D X 24" W X 42"H	52	\$930

Required to order: Model # including options if applicable
• Wood finish selection

Note: Prices for items with wood veneer or edges is based on oak. Use of maple or other species may incur an upcharge .



END OF RANGE DISPLAYS

Display

End of Range Computer Stand

General Specifications

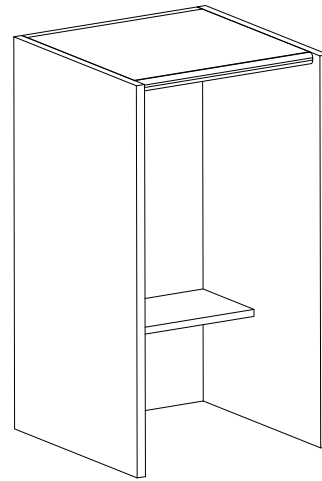
Designed for end-of-run applications. The sloped top is 1-1/4" thick three ply engineered wood with a .050" thick laminate top with 1/8" solid red oak edge bands. The cabinet is constructed of 1-3/16" engineered wood with select red oak faces. All exposed edges are banded with 1/8" solid red oak. The unit has one adjustable 3/4" thick shelf. Juvenile height is 32".

Available in Designer Lines* versions.

End of Range Computer Stand	Model Number	Description	Wgt.	List Price
Juvenile Height	B2424EOR-32	24" D X 24" W X 32" H	94	\$1,579
	B2424EOR-39	24" D X 24" W X 39" H	102	\$1,588

Required to order: Model # including options if applicable
• Wood finish selection

Note: Prices for items with wood veneer or edges is based on oak. Use of maple or other species may incur an upcharge .



End of Range Periodical Display

General Specifications

Designed for end-of-run applications, unit has three open shelves with two slat retainers per shelf. Construction is 3/4" select Red Oak veneered panel and solid hardwood.

Endcap Periodical Display	Model Number	Description	Wgt.	List Price
	2432EPD	2-3/4" D X 23-7/8" W X 32" H	65	\$803

Required to order: Model # including options if applicable
• Wood finish selection

Note: Prices for items with wood veneer or edges is based on oak. Use of maple or other species may incur an upcharge .

