

21-Series Construction Shelving - Bookmark & Design Lines

General Specifications - Wood Shelving

End/Intermediate Panels: All end panels are detailed by product line and are described individually in the "End Panels for Steel Shelving" section of this specification book. All intermediate panels are un-detailed 1" hardwood plywood core with premium grade "A" oak veneer on both faces; exposed edges are banded with 1/8" solid red oak with edges and corners radiused 1/8". All panels permit shelf adjustment on 32mm increments. Intermediate panels are machined on both faces. Threaded 5/16-18 metal inserts are embedded into the top and the bottom of the starter panels to facilitate attachment of the cornice top and toe assembly. Intermediate panels are machined for through bolts.

Note: initial units are specified according to product line; adder units for all wood modular shelving product lines are specified as series 21 and use the same un-detailed intermediate panel.

Cornice Top: The cornice top panel is 3/4" thick veneer core with select oak veneer face. The front edge is banded with 1/8" solid red oak. The cornice rail is 1" x 2-1/4" and is inset 1/8" from the front edge. The cornice top is attached with 16 gauge steel 'Z' brackets. Laminate tops are also available. Contact the factory for more details.

Backs: Backs are 1/4" thick MDF. They are standard with all 21-Series (Bookmark & Design Lines) bookcase units.

Toe Assembly: The toe assembly is a 4" high box frame constructed of 1" thick hardwood plywood. The toe assembly is bolted to the end and intermediate panels using 5/16" - 18 machine bolts.

Mobile Toe Assembly: A steel chassis is fit to the inside of the toe assembly. Casters are bolted to the chassis with 1/4" -20 bolts and nylon insert lock nuts and the entire assembly is attached to the end panel with 5/16" -18 machine bolts. The steel chassis provides formed flanges under the toe and end panels for extra support. The casters are 2" diameter, nonlocking. The mobile bookcase sits 1/2" off the floor.

Base Shelf: The base shelf is 3/4" thick engineered wood with select oak veneer face and 1/8" solid red oak front band. It is supported on all four edges by the toe assembly and attached with two screws.

Fixed Shelves: Shelving units 60" and taller use fixed shelves at either end of a run. Mobile units also receive fixed shelves. They are similar to adjustable shelves with standard shelf pins replaced by fixed shelf pins that screw into the standard side panel line holes. Fixed shelves are adjustable.

Adjustable Shelves: The adjustable shelves are 1" veneer core with premium grade "A" oak veneer; exposed edges are banded with 1/8" solid red oak with edges and corners radiused 1/8". They are bored in 4 locations on the underside to accept seismically rated shelf pins.

Magazine Display Shelf: The magazine display shelf is 3/4" thick engineered wood with select oak face. The front edge has a solid oak retaining rail. The magazine display shelf pivots on pins which mount between the end and intermediate panels allowing the user to lift the shelf and utilize the storage space behind. The pins are retained with a metal bracket and screws to prevent accidental removal.

Picture Book Display Shelf: The picture book display shelves are 3/4" thick glued up aspen hardwood with a 1-3/4" solid red oak front nosing. The back is 3/4" thick engineered wood with select oak veneer face and 1/8" solid red oak top band. The shelf and back are slotted approximately every 5" to accept wooden dividers. The back is attached to the base of the shelf using screws. They are bored in 4 locations on the underside to accept seismically rated shelf pins. Includes 3 dividers per shelf.

Options

Optional Hardwood Shelves: Optional hardwood shelves are 3/4" thick glued up aspen hardwood with a 1-3/4" solid red oak front nosing. They are bored in 4 locations on the underside to accept systemic rated shelf pins. Additional wood or steel adjustable shelves are available for any of the modular bookcases. See end of each bookcase product line section for part numbers. *To Specify: Remove "V" from part number (i.e. 21-4212).*

Optional Adjustable Steel Shelves: 18 ga. steel shelves have a 1" deep triple bent edge and a 1" tall bookstop lip in the rear. Rear lip accepts optional sliding book support. Slots in the turned down side flanges allow the shelves to mount on 5mm adjustable shelf pins. Shelf pins have a collar that prevents them from being removed without first removing the shelf. Nominal 10" and 12" deep shelving uses 9" or 11" deep shelves respectively. Shelves are finished with a durable powder coat. Standard powder coat color is black unless otherwise specified. **To Specify: Add "SB" to part number (i.e. SB21-4212).**

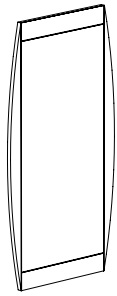
Optional Continuous Canopy Tops: Optional common tops are 1-1/4" thick three ply construction, with a .050" laminate face, engineered wood core and a phenolic backer sheet. The common top is banded on all exposed sides with 1/8" solid red oak. Top is replaced with Box Frame. *To specify add the suffix "-CT"*

***leveling glides are optional.** We pre-drill hole locations in all end and intermediate panels to accept leveling glides as a standard manufacturing procedure. **If leveling glides are required, you must order the glides separately.**

Please Specify: Product Number / Finish / Back Panel / Enclose Layout

*All pricing shown is for oak veneer.
Use of Maple or other species may incur an upcharge.

PRICE INCREASE NOTICE: All List Prices will increase by 5% effective April 24, 2022. Shelving



Single Faced Standard Units

30" High	Model Number	Description	Wgt.	Price
	V22-3008	30"H X 37"W X 8"D Initial	40	\$898
	V21-3008A	30"H X 36"W X 8"D Adder	33	\$577
	V22-3010	30"H X 37"W X 10"D Initial	45	\$1,047
	V21-3010A	30"H X 36"W X 10"D Adder	37	\$659
	V22-3012	30"H X 37"W X 12"D Initial	51	\$1,089
	V21-3012A	30"H X 36"W X 12"D Adder	42	\$693

30" High single sided shelving has a select wood top and one adjustable shelf. Includes 1/4" matching wood back.

36" High	Model Number	Description	Wgt.	List Price
	V22-3608	36"H X 37"W X 8"D Initial	45	\$1,025
	V21-3608A	36"H X 36"W X 8"D Adder	37	\$659
	V22-3610	36"H X 37"W X 10"D Initial	51	\$1,193
	V21-3610A	36"H X 36"W X 10"D Adder	42	\$751
	V22-3612	36"H X 37"W X 12"D Initial	58	\$1,252
	V21-3612A	36"H X 36"W X 12"D Adder	48	\$790

36" High single sided shelving has a select wood top and one adjustable shelf. Includes 1/4" matching wood back.

42" High	Model Number	Description	Wgt.	List Price
	V22-4208	42"H X 37"W X 8"D Initial	49	\$1,149
	V21-4208A	42"H X 36"W X 8"D Adder	41	\$740
	V22-4210	42"H X 37"W X 10"D Initial	57	\$1,339
	V21-4210A	42"H X 36"W X 10"D Adder	47	\$842
	V22-4212	42"H X 37"W X 12"D Initial	64	\$1,413
	V21-4212A	42"H X 36"W X 12"D Adder	53	\$885
	V22-4216-SF	42"H X 37"W X 16"D Initial	79	\$1,484
	V21-4216A-SF	42"H X 36"W X 16"D Adder	64	\$934

42" High single sided shelving has a wood top and two adjustable shelves. Includes 1/4" matching wood back.

48" High	Model Number	Description	Wgt.	List Price
	V22-4808	48"H X 37"W X 8"D Initial	52	\$1,206
	V21-4808A	48"H X 36"W X 8"D Adder	43	\$774
	V22-4810	48"H X 37"W X 10"D Initial	61	\$1,409
	V21-4810A	48"H X 36"W X 10"D Adder	49	\$883
	V22-4812	48"H X 37"W X 12"D Initial	68	\$1,484
	V21-4812A	48"H X 36"W X 12"D Adder	56	\$934
	V22-4816-SF	48"H X 37"W X 16"D Initial	84	\$1,557
	V21-4816A-SF	48"H X 36"W X 16"D Adder	67	\$983

48" High single sided shelving has a wood top and two adjustable shelves. Includes 1/4" matching wood back.

60" High	Model Number	Description	Wgt.	List Price
	V22-6008	60"H X 37"W X 8"D Initial	61	\$1,572
	V21-6008A	60"H X 36"W X 8"D Adder	50	\$1,009
	V22-6010	60"H X 37"W X 10"D Initial	71	\$1,818
	V21-6010A	60"H X 36"W X 10"D Adder	58	\$1,157
	V22-6012	60"H X 37"W X 12"D Initial	81	\$1,939
	V21-6012A	60"H X 36"W X 12"D Adder	65	\$1,236
	V22-6016-SF	60"H X 37"W X 16"D Initial	100	\$2,058
	V21-6016A-SF	60"H X 36"W X 16"D Adder	80	\$1,314

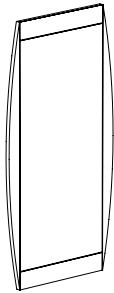
60" High single sided shelving has a wood top and three adjustable shelves. Includes 1/4" matching wood back.

72" High	Model Number	Description	Wgt.	List Price
	V22-7208	72"H X 37"W X 8"D Initial	74	\$1,973
	V21-7208A	72"H X 36"W X 8"D Adder	59	\$1,176
	V22-7210	72"H X 37"W X 10"D Initial	86	\$2,138
	V21-7210A	72"H X 36"W X 10"D Adder	68	\$1,294
	V22-7212	72"H X 37"W X 12"D Initial	99	\$2,278
	V21-7212A	72"H X 36"W X 12"D Adder	78	\$1,380
	V22-7216-SF	72"H X 37"W X 16"D Initial	123	\$2,410
	V21-7216A-SF	72"H X 36"W X 16"D Adder	95	\$1,463

72" High single sided shelving has a wood top and four adjustable shelves. Includes 1/4" matching wood back.

* Steel shelves may be specified for most wood bookcases. Replace "V" in the model with "SB" (i.e. SB21-4220). Prices and specifications subject to change without notice

PRICE INCREASE NOTICE: All List Prices will increase by 5% effective April 24, 2022.



84" High	Model Number	Description	Wgt.	List Price
	V22-8408	84"H X 37"W X 8"D Initial	81	\$2,073
	V21-8408A	84"H X 36"W X 8"D Adder	66	\$1,277
	V22-8410	84"H X 37"W X 10"D Initial	94	\$2,249
	V21-8410A	84"H X 36"W X 10"D Adder	76	\$1,403
	V22-8412	84"H X 37"W X 12"D Initial	108	\$2,394
	V21-8412A	84"H X 36"W X 12"D Adder	87	\$1,495
	V22-8416-SF	84"H X 37"W X 16"D Initial	135	\$2,539
	V21-8416A-SF	84"H X 36"W X 16"D Adder	107	\$1,592

84" High single sided shelving has an inverted wood cornice top and ten adjustable shelves. Includes 1/4" matching wood back.

90" High	Model Number	Description	Wgt.	List Price
	V22-9012	90"H X 37"W X 12"D Initial	117	\$2,462
	V21-9012A	90"H X 36"W X 12"D Adder	95	\$1,628

90" High single sided shelving has an inverted wood cornice top and twelve adjustable shelves. Includes 1/4" matching wood back.

Double Faced Standard Units

30" High	Model Number	Description	Wgt.	List Price
	V22-3020	30"H X 37"W X 20"D Initial	81	\$1,654
	V21-3020A	30"H X 36"W X 20"D Adder	68	\$1,088
	V22-3024	30"H X 37"W X 24"D Initial	92	\$1,759
	V21-3024A	30"H X 36"W X 24"D Adder	76	\$1,152

30" High double sided shelving has a wood top and two adjustable shelves. Includes 1/4" matching wood back.

30" High Mobile Units	Model Number	Description	Wgt.	List Price
	V22-3020-MOB	30"H X 37"W X 20"D Mobile	93	\$1,972
	V22-3024-MOB	30"H X 37"W X 24"D Mobile	104	\$1,974

36" High	Model Number	Description	Wgt.	List Price
	V22-3620	36"H X 37"W X 20"D Initial	92	\$1,899
	V21-3620A	36"H X 36"W X 20"D Adder	76	\$1,235
	V22-3624	36"H X 37"W X 24"D Initial	105	\$2,020
	V21-3624A	36"H X 36"W X 24"D Adder	86	\$1,317

36" High double sided shelving has a wood top and two adjustable shelves. Includes 1/4" matching wood back.

36" High Mobile Units	Model Number	Description	Wgt.	List Price
	V22-3620-MOB	36"H X 37"W X 20"D Mobile	104	\$2,155
	V22-3624-MOB	36"H X 37"W X 24"D Mobile	117	\$2,277

42" High	Model Number	Description	Wgt.	List Price
	V22-4220	42"H X 37"W X 20"D Initial	102	\$2,145
	V21-4220A	42"H X 36"W X 20"D Adder	84	\$1,384
	V22-4224	42"H X 37"W X 24"D Initial	117	\$2,282
	V21-4224A	42"H X 36"W X 24"D Adder	96	\$1,483

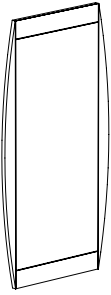
42" High double sided shelving has a wood top and four adjustable shelves. Includes 1/4" matching wood back.

* Steel shelves may be specified for most wood bookcases.
Replace "V" in the model with "SB" (i.e. SB21-4220).

Prices and specifications subject to change without notice

P-MALIBUSHELVING-220408

PRICE INCREASE NOTICE: All List Prices will increase by 5% effective April 24, 2022.



42" High Mobile Units	Model Number	Description	Wgt.	List Price
	V22-4220-MOB	42"H X 37"W X 20"D Mobile	114	\$2,460
	V22-4224-MOB	42"H X 37"W X 24"D Mobile	129	\$2,478

48" High	Model Number	Description	Wgt.	List Price
	V22-4820	48"H X 37"W X 20"D Initial	107	\$2,250
	V21-4820A	48"H X 36"W X 20"D Adder	86	\$1,452
	V22-4824	48"H X 37"W X 24"D Initial	121	\$2,394
	V21-4824A	48"H X 36"W X 24"D Adder	99	\$1,557

48" High double sided shelving has a wood top and four adjustable shelves. Includes 1/4" matching wood back.

48" High Mobile Units	Model Number	Description	Wgt.	List Price
	V22-4820-MOB	48"H X 37"W X 20"D Mobile	119	\$2,586
	V22-4824-MOB	48"H X 37"W X 24"D Mobile	133	\$2,602

60" High	Model Number	Description	Wgt.	List Price
	V22-6020	60"H X 37"W X 20"D Initial	129	\$2,925
	V21-6020A	60"H X 36"W X 20"D Adder	102	\$1,925
	V22-6024	60"H X 37"W X 24"D Initial	146	\$3,140
	V21-6024A	60"H X 36"W X 24"D Adder	117	\$2,070

60" High double sided shelving has a wood top and six adjustable shelves. Includes 1/4" matching wood back.

72" High	Model Number	Description	Wgt.	List Price
	V22-7220	72"H X 37"W X 20"D Initial	154	\$3,543
	V21-7220A	72"H X 36"W X 20"D Adder	119	\$2,187
	V22-7224	72"H X 37"W X 24"D Initial	179	\$3,787
	V21-7224A	72"H X 36"W X 24"D Adder	138	\$2,358

72" High double sided shelving has a wood top and eight adjustable shelves. Includes 1/4" matching wood back.

84" High	Model Number	Description	Wgt.	List Price
	V22-8420	84"H X 37"W X 20"D Initial	170	\$3,760
	V21-8420A	84"H X 36"W X 20"D Adder	135	\$2,406
	V22-8424	84"H X 37"W X 24"D Initial	197	\$4,020
	V21-8424A	84"H X 36"W X 24"D Adder	156	\$2,593

84" High double sided shelving has an inverted wood cornice top and ten adjustable shelves. Includes 1/4" matching wood back.

90" High	Model Number	Description	Wgt.	List Price
	V22-9024	90"H X 37"W X 24"D Initial	216	\$4,291
	V21-9024A	90"H X 36"W X 24"D Adder	172	\$2,779

90" High double sided shelving has an inverted wood cornice top and twelve adjustable shelves. Includes 1/4" matching wood back.

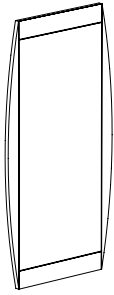
* Steel shelves may be specified for most wood bookcases.

Replace "V" in the model with "SB" (i.e. SB21-4220).

Prices and specifications subject to change without notice

P-MALIBUSHELVING-220408

PRICE INCREASE NOTICE: All List Prices will increase by 5% effective April 24, 2022.



Single Faced Picture Book Units		Model Number	Description	Wgt.	List Price
42" High		V22-4212P	42"H X 37"W X 12"D Picture Book Initial	74	\$1,692
		V21-4212PA	42"H X 36"W X 12"D Picture Book Adder	63	\$1,055
<p><i>42" High single sided shelving has a wood top, one adjustable picture book shelf and one base picture book shelf. Includes 1/4" matching wood back.</i></p>					
48" High		V22-4812P	48"H X 37"W X 12"D Picture Book Initial	77	\$1,763
		V21-4812PA	48"H X 36"W X 12"D Picture Book Adder	64	\$1,102
<p><i>48" High single sided shelving has a wood top, one adjustable picture book shelf and one base picture book shelf. Includes 1/4" matching wood back.</i></p>					
60" High		V22-6012P	60"H X 37"W X 12"D Picture Book Initial	96	\$2,303
		V21-6012PA	60"H X 36"W X 12"D Picture Book Adder	80	\$1,485
<p><i>60" High single sided shelving has a wood top, two adjustable picture book shelves and one base picture book shelf. Includes 1/4" matching wood back.</i></p>					
Double Faced Picture Book Units		Model Number	Description	Wgt.	List Price
42" High		V22-4224P	42"H X 37"W X 24"D Picture Book Initial	136	\$2,731
		V21-4224PA	42"H X 36"W X 24"D Picture Book Adder	115	\$1,811
<p><i>42" High double sided shelving has a wood top, two adjustable picture book shelf and one base picture book shelf per side. Includes 1/4" matching wood back.</i></p>					
42" High Mobile Unit		V22-4224P-MOB	42"H X 37"W X 24"D Picture Book Mobile	148	\$3,050
48" High		V22-4824P	48"H X 37"W X 24"D Picture Book Initial	142	\$2,847
		V21-4824PA	48"H X 36"W X 24"D Picture Book Adder	118	\$1,888
<p><i>48" High double sided shelving has a wood top, two adjustable picture book shelf and one base picture book shelf. Includes 1/4" matching wood back.</i></p>					
48" High Mobile Unit		V22-4824P-MOB	48"H X 37"W X 24"D Picture Book Mobile	154	\$3,183
60" High		V22-6024P	60"H X 37"W X 24"D Picture Book Initial	176	\$3,765
		V21-6024PA	60"H X 36"W X 24"D Picture Book Adder	147	\$2,563
<p><i>60" High double sided shelving has a wood top, four adjustable picture book shelves and one base picture book shelf. Includes 1/4" matching wood back.</i></p>					

* Steel shelves may be specified for most wood bookcases.
 Replace "V" in the model with "SB" (i.e. SB21-4220).
 Prices and specifications subject to change without notice

PRICE INCREASE NOTICE: All List Prices will increase by 5% effective April 24, 2022.

Standard Individual Adjustable Shelves				
Wood Bookcase	Model Number	Description	Wgt.	List Price
	V21-08SH-S	8"D X 34-15/16"W Veneer Core Wood Bookcase Shelf	6	\$105
	V21-10SH-S	10"D X 34-15/16"W Veneer Core Wood Bookcase Shelf	7	\$113
	V21-12SH-S	12"D X 34-15/16"W Veneer Core Wood Bookcase Shelf	8	\$119
	V21-16SH-S	16"D X 34-15/16"W Veneer Core Wood Bookcase Shelf	11	\$133

Steel Bookcase	Model Number	Description	Wgt.	List Price
	SB321-08SH	8"D X 34-15/16"W Flat Steel Bookcase Shelf	7	\$118
	SB321-10SH	10"D X 34-15/16"W Flat Steel Bookcase Shelf	9	\$118
	SB321-12SH	12"D X 34-15/16"W Flat Steel Bookcase Shelf	10	\$129

Magazine Display	Model Number	Description	Wgt.	List Price
	S21-12SH-MAG	Standard Steel Pivoting Magazine Shelf	11	\$175

Picture Book	Model Number	Description	Wgt.	List Price
	V21-12SH-PB	Standard Wood Picture Book Shelf	15	\$229
	S321-12SH-PB	Standard Steel Picture Book Shelf	16	\$217
	V11-12SH-PB-DIV	Standard Wood Picture Book Divider	0.5	\$22
	S321-12SH-PB-DIV	Standard Steel Picture Book Divider	0.5	\$22

Browser Bins	Model Number	Description	Wgt.	List Price
	S321-12SH-BB	12" 31, 21, 11 Series Steel Browser Bins shelf		\$251

Sliding Book Support	Model Number	Description	Wgt.	List Price
	21-BS10	10"L x 4:H Sliding Book Support for standard steel shelves	0.5	\$33