



Typical 21-Series Construction Bookcase Assembly




Bookmark



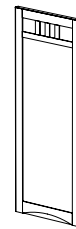
Metro




Twist




Lexington



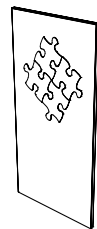
Charleston



Heritage



Malibu



Puzzle

## 21-Series Construction Shelving - Bookmark & Design Lines

### General Specifications - w Shelving

**End/Intermediate Panels:** All end panels are detailed by product line and are described individually in the "End Panels for Steel Shelving" section of this specification book. All intermediate panels are un-detailed 1" hardwood plywood core with premium grade "A" oak veneer on both faces; exposed edges are banded with 1/8" solid red oak with edges and corners radiused 1/8". All panels permit shelf adjustment on 32mm increments. Intermediate panels are machined on both faces. Threaded 5/16-18 metal inserts are embedded into the top and the bottom of the starter panels to facilitate attachment of the cornice top and toe assembly. Intermediate panels are machined for through bolts.

*Note: initial units are specified according to product line; adder units for all wood modular shelving product lines are specified as series 21 and use the same un-detailed intermediate panel.*

**Cornice Top:** The cornice top panel is 3/4" thick oak veneer core with select oak veneer face. The front edge is banded with 1/8" solid red oak. The cornice rail is 1" x 2-1/4" and is inset 1/8" from the front edge. The cornice top is attached with 16 gauge steel 'Z' brackets. Laminate tops are also available. Contact the factory for more details.

**Backs:** Backs are 1/4" thick MDF. They are standard with all 21-Series (Bookmark & Design Lines) bookcase units.

**Toe Assembly:** The toe assembly is a 4" high box frame constructed of 1" thick hardwood plywood. The toe assembly is bolted to the end and intermediate panels using 5/16" - 18 machine bolts.

**Mobile Toe Assembly:** A steel chassis is fit to the inside of the toe assembly. Casters are bolted to the chassis with 1/4" -20 bolts and nylon insert lock nuts and the entire assembly is attached to the end panel with 5/16" -18 machine bolts. The steel chassis provides formed flanges under the toe and end panels for extra support. The casters are 2" diameter, nonlocking. The mobile bookcase sits 1/2" off the floor.

**Base Shelf:** The base shelf is 3/4" thick engineered wood with select oak veneer face and 1/8" solid red oak front band. It is supported on all four edges by the toe assembly and attached with two screws.

**Fixed Shelves:** Shelving units 60" and taller use fixed shelves at either end of a run. Mobile units also receive fixed shelves. They are similar to adjustable shelves with standard shelf pins replaced by fixed shelf pins that screw into the standard side panel line holes. Fixed shelves are adjustable.

**Adjustable Shelves:** The adjustable shelves are 1" oak veneer core with premium grade "A" oak veneer; exposed edges are banded with 1/8" solid red oak with edges and corners radiused 1/8". They are bored in 4 locations on the underside to accept seismically rated shelf pins.

**Magazine Display Shelf:** The magazine display shelf is 3/4" thick engineered wood with select oak face. The front edge has a solid oak retaining rail. The magazine display shelf pivots on pins which mount between the end and intermediate panels allowing the user to lift the shelf and utilize the storage space behind. The pins are retained with a metal bracket and screws to prevent accidental removal.

**Picture Book Display Shelf:** The picture book display shelves are 3/4" thick glued up aspen hardwood with a 1-3/4" solid red oak front nosing. The back is 3/4" thick engineered wood with select oak veneer face and 1/8" solid red oak top band. The shelf and back are slotted approximately every 5" to accept wooden dividers. The back is attached to the base of the shelf using screws. They are bored in 4 locations on the underside to accept seismically rated shelf pins. Includes 3 dividers per shelf.

### Options

**Optional Hardwood Shelves:** Optional hardwood shelves are 3/4" thick glued up aspen hardwood with a 1-3/4" solid red oak front nosing. They are bored in 4 locations on the underside to accept systemic rated shelf pins. Additional wood or steel adjustable shelves are available for any of the modular bookcases. See end of each bookcase product line section for part numbers. *To Specify: Remove "V" from part number (i.e. 21-4212).*

**Optional Adjustable Steel Shelves:** 18 ga. steel shelves have a 1" deep triple bent edge and a 1" tall bookstop lip in the rear. Rear lip accepts optional sliding book support. Slots in the turned down side flanges allow the shelves to mount on 5mm adjustable shelf pins. Shelf pins have a collar that prevents them from being removed without first removing the shelf. Nominal 10" and 12" deep shelving uses 9" or 11" deep shelves respectively. Shelves are finished with a durable powder coat. Standard powder coat color is black unless otherwise specified. **To Specify: Add "SB" to part number (i.e. SB21-4212).**


**Optional Continuous Canopy Tops:** Optional common tops are 1-1/4" thick three ply construction, with a .050" laminate face, engineered wood core and a phenolic backer sheet. The common top is banded on all exposed sides with 1/8" solid red oak. Top is replaced with Box Frame. *To specify add the suffix "-CT"*

**Please Specify:** Product Number / Finish / Back Panel / Enclose Layout

\*All pricing shown is for oak veneer.  
Use of Maple or other species may incur an upcharge.

**\*leveling glides are optional.** We pre-drill hole locations in all end and intermediate panels to accept leveling glides as a standard manufacturing procedure. **If leveling glides are required, you must order the glides separately.**

# Bookmark Standard Bookcases Shelving



## Single Faced Standard Units

30" High	Model Number	Description	Wgt.	Price
	V21-3008	30"H X 37"W X 8"D Initial	38	\$600
	V21-3008A	30"H X 36"W X 8"D Adder	33	\$507
	V21-3010	30"H X 37"W X 10"D Initial	43	\$702
	V21-3010A	30"H X 36"W X 10"D Adder	37	\$579
	V21-3012	30"H X 37"W X 12"D Initial	49	\$728
	V21-3012A	30"H X 36"W X 12"D Adder	42	\$609

30" High single sided shelving has a select wood top and one adjustable shelf. Includes 1/4" matching wood back.

36" High	Model Number	Description	Wgt.	Price
	V21-3608	36"H X 37"W X 8"D Initial	43	\$684
	V21-3608A	36"H X 36"W X 8"D Adder	37	\$579
	V21-3610	36"H X 37"W X 10"D Initial	49	\$800
	V21-3610A	36"H X 36"W X 10"D Adder	42	\$660
	V21-3612	36"H X 37"W X 12"D Initial	56	\$837
	V21-3612A	36"H X 36"W X 12"D Adder	48	\$694

36" High single sided shelving has a select wood top and one adjustable shelf. Includes 1/4" matching wood back.

42" High	Model Number	Description	Wgt.	List Price
	V21-4208	42"H X 37"W X 8"D Initial	47	\$768
	V21-4208A	42"H X 36"W X 8"D Adder	41	\$650
	V21-4210	42"H X 37"W X 10"D Initial	55	\$898
	V21-4210A	42"H X 36"W X 10"D Adder	47	\$740
	V21-4212	42"H X 37"W X 12"D Initial	62	\$945
	V21-4212A	42"H X 36"W X 12"D Adder	53	\$778
	V21-4216-SF	42"H X 37"W X 16"D Initial	77	\$990
	V21-4216A-SF	42"H X 36"W X 16"D Adder	64	\$820

42" High single sided shelving has a wood top and two adjustable shelves. Includes 1/4" matching wood back.

48" High	Model Number	Description	Wgt.	List Price
	V21-4808	48"H X 37"W X 8"D Initial	50	\$806
	V21-4808A	48"H X 36"W X 8"D Adder	43	\$680
	V21-4810	48"H X 37"W X 10"D Initial	59	\$939
	V21-4810A	48"H X 36"W X 10"D Adder	49	\$776
	V21-4812	48"H X 37"W X 12"D Initial	66	\$990
	V21-4812A	48"H X 36"W X 12"D Adder	56	\$820
	V21-4816-SF	48"H X 37"W X 16"D Initial	82	\$1,043
	V21-4816A-SF	48"H X 36"W X 16"D Adder	67	\$863

48" High single sided shelving has a wood top and two adjustable shelves. Includes 1/4" matching wood back.

60" High	Model Number	Description	Wgt.	List Price
	V21-6008	60"H X 37"W X 8"D Initial	59	\$1,052
	V21-6008A	60"H X 36"W X 8"D Adder	50	\$887
	V21-6010	60"H X 37"W X 10"D Initial	69	\$1,218
	V21-6010A	60"H X 36"W X 10"D Adder	58	\$1,017
	V21-6012	60"H X 37"W X 12"D Initial	79	\$1,298
	V21-6012A	60"H X 36"W X 12"D Adder	65	\$1,087
	V21-6016-SF	60"H X 37"W X 16"D Initial	98	\$1,378
	V21-6016A-SF	60"H X 36"W X 16"D Adder	80	\$1,155

60" High single sided shelving has a wood top and three adjustable shelves. Includes 1/4" matching wood back.

72" High	Model Number	Description	Wgt.	List Price
	V21-7208	72"H X 37"W X 8"D Initial	72	\$1,300
	V21-7208A	72"H X 36"W X 8"D Adder	59	\$1,034
	V21-7210	72"H X 37"W X 10"D Initial	84	\$1,409
	V21-7210A	72"H X 36"W X 10"D Adder	68	\$1,137
	V21-7212	72"H X 37"W X 12"D Initial	97	\$1,500
	V21-7212A	72"H X 36"W X 12"D Adder	78	\$1,213
	V21-7216-SF	72"H X 37"W X 16"D Initial	121	\$1,590
	V21-7216A-SF	72"H X 36"W X 16"D Adder	95	\$1,286

72" High single sided shelving has a wood top and four adjustable shelves. Includes 1/4" matching wood back.


\* Steel shelves may be specified for most wood bookcases.

Replace "V" in the model with "SB" (i.e. SB21-4220).

Prices and specifications subject to change without notice

P-BOOKMARKSHELIVING-200511

# Bookmark Standard Bookcases Shelving



84" High	Model Number	Description	Wgt.	List Price
	V21-8408	84"H X 37"W X 8"D Initial	79	\$1,389
	V21-8408A	84"H X 36"W X 8"D Adder	66	\$1,123
	V21-8410	84"H X 37"W X 10"D Initial	92	\$1,507
	V21-8410A	84"H X 36"W X 10"D Adder	76	\$1,233
	V21-8412	84"H X 37"W X 12"D Initial	106	\$1,604
	V21-8412A	84"H X 36"W X 12"D Adder	87	\$1,315
	V21-8416-SF	84"H X 37"W X 16"D Initial	133	\$1,703
	V21-8416A-SF	84"H X 36"W X 16"D Adder	107	\$1,400

84" High single sided shelving has an inverted wood cornice top and five adjustable shelves. Includes 1/4" matching wood back.

90" High	Model Number	Description	Wgt.	List Price
	V21-9012	90"H X 37"W X 12"D Initial	115	\$1,732
	V21-9012A	90"H X 36"W X 12"D Adder	95	\$1,431

90" High single sided shelving has an inverted wood cornice top and six adjustable shelves. Includes 1/4" matching wood back.

## Double Faced Standard Units

30" High	Model Number	Description	Wgt.	List Price
	V21-3020	30"H X 36"W X 20"D Initial	79	\$1,154
	V21-3020A	30"H X 36"W X 20"D Adder	68	\$956
	V21-3024	30"H X 37"W X 24"D Initial	90	\$1,225
	V21-3024A	30"H X 36"W X 24"D Adder	76	\$1,013

30" High double sided shelving has a wood top and two adjustable shelves. Includes 1/4" matching wood back.

30" High Mobile Units	Model Number	Description	Wgt.	List Price
	V21-3020-MOB	30"H X 37"W X 20"D Initial Mobile	91	\$1,377
	V21-3020A-MOB	30"H X 36"W X 20"D Adder Mobile	80	\$1,153
	V21-3024-MOB	30"H X 37"W X 24"D Mobile	102	\$1,448
	V21-3024A-MOB	30"H X 36"W X 20"D Adder Mobile	88	\$1,211

36" High	Model Number	Description	Wgt.	List Price
	V21-3620	36"H X 36"W X 20"D Initial	90	\$1,325
	V21-3620A	36"H X 36"W X 20"D Adder	76	\$1,086
	V21-3624	36"H X 37"W X 24"D Initial	103	\$1,408
	V21-3624A	36"H X 36"W X 24"D Adder	86	\$1,158

36" High double sided shelving has a wood top and two adjustable shelves. Includes 1/4" matching wood back.

36" High Mobile Units	Model Number	Description	Wgt.	List Price
	V21-3620-MOB	36"H X 37"W X 20"D Initial Mobile	102	\$1,548
	V21-3620A-MOB	36"H X 36"W X 20"D Adder Mobile	88	\$1,283
	V21-3624-MOB	36"H X 37"W X 24"D Mobile	115	\$1,631
	V21-3624A-MOB	36"H X 36"W X 24"D Adder Mobile	98	\$1,356

42" High	Model Number	Description	Wgt.	List Price
	V21-4220	42"H X 37"W X 20"D Initial	100	\$1,495
	V21-4220A	42"H X 36"W X 20"D Adder	84	\$1,216
	V21-4224	42"H X 37"W X 24"D Initial	115	\$1,591
	V21-4224A	42"H X 36"W X 24"D Adder	96	\$1,303

42" High double sided shelving has a wood top and four adjustable shelves. Includes 1/4" matching wood back.


\* Steel shelves may be specified for most wood bookcases.

Replace "V" in the model with "SB" (i.e. SB21-4220).

Prices and specifications subject to change without notice

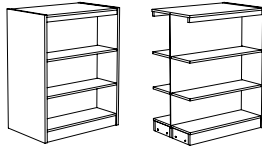
P-BOOKMARKSHELVING-200511

# Bookmark Standard Bookcases Shelving



42" High Mobile Units	Model Number	Description	Wgt.	List Price
	V21-4220-MOB	42"H X 37"W X 20"D Initial Mobile	112	\$1,718
	V21-4220A-MOB	42"H X 36"W X 20"D Adder Mobile	96	\$1,413
	V21-4224-MOB	42"H X 37"W X 24"D Initial Mobile	127	\$1,814
	V21-4224A-MOB	42"H X 36"W X 24"D Adder Mobile	108	\$1,500

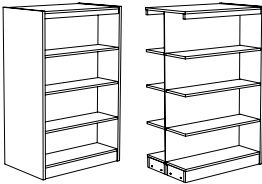
48" High	Model Number	Description	Wgt.	List Price
	V21-4820	48"H X 37"W X 20"D Initial	105	\$1,572
	V21-4820A	48"H X 36"W X 20"D Adder	86	\$1,277
	V21-4824	48"H X 37"W X 24"D Initial	121	\$1,672
	V21-4824A	48"H X 36"W X 24"D Adder	99	\$1,369



48" High double sided shelving has a wood top and four adjustable shelves. Includes 1/4" matching wood back.

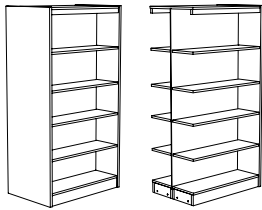
48" High Mobile Units	Model Number	Description	Wgt.	List Price
	V21-4820-MOB	48"H X 37"W X 20"D Initial Mobile	117	\$1,806
	V21-4820A-MOB	48"H X 36"W X 20"D Adder Mobile	98	\$1,474
	V21-4824-MOB	48"H X 37"W X 24"D Initial Mobile	133	\$1,906
	V21-4824A-MOB	48"H X 36"W X 24"D Adder Mobile	111	\$1,568

60" High	Model Number	Description	Wgt.	List Price
	V21-6020	60"H X 37"W X 20"D Initial	125	\$2,042
	V21-6020A	60"H X 36"W X 20"D Adder	102	\$1,692
	V21-6024	60"H X 37"W X 24"D Initial	144	\$2,191
	V21-6024A	60"H X 36"W X 24"D Adder	117	\$1,820



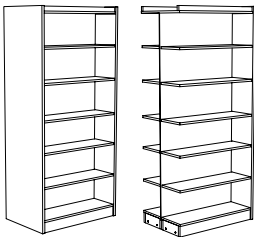
60" High double sided shelving has a wood top and six adjustable shelves. Includes 1/4" matching wood back.

72" High	Model Number	Description	Wgt.	List Price
	V21-7220	72"H X 37"W X 20"D Initial	151	\$2,434
	V21-7220A	72"H X 36"W X 20"D Adder	119	\$1,923
	V21-7224	72"H X 37"W X 24"D Initial	176	\$2,600
	V21-7224A	72"H X 36"W X 24"D Adder	138	\$2,074



72" High double sided shelving has a wood top and eight adjustable shelves. Includes 1/4" matching wood back.

84" High	Model Number	Description	Wgt.	List Price
	V21-8420	84"H X 37"W X 20"D Initial	167	\$2,625
	V21-8420A	84"H X 36"W X 20"D Adder	135	\$2,115
	V21-8424	84"H X 37"W X 24"D Initial	194	\$2,807
	V21-8424A	84"H X 36"W X 24"D Adder	156	\$2,280



84" High double sided shelving has an inverted wood cornice top and ten adjustable shelves. Includes 1/4" matching wood back.


90" High	Model Number	Description	Wgt.	List Price
	21-9024	90"H X 37"W X 24"D Initial	212	\$2,995
	21-9024A	90"H X 36"W X 24"D Adder	172	\$2,445



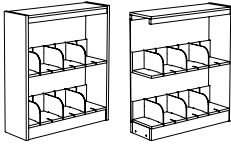
90" High double sided shelving has an inverted wood cornice top and twelve adjustable shelves. Includes 1/4" matching wood back.

\* Steel shelves may be specified for most wood bookcases.  
Replace "V" in the model with "SB" (i.e. SB21-4220).

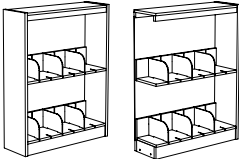
# Bookmark Picture Book Bookcases Shelving



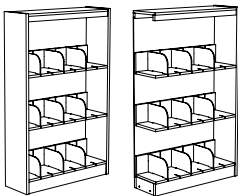
## Single Faced Picture Book Units

42" High	Model Number	Description	Wgt.	List Price
	V21-4212P	42"H X 37"W X 12"D Initial	72	\$1,089
	V21-4212PA	42"H X 36"W X 12"D Adder	63	\$927

42" High single sided shelving has a wood top, one adjustable picture book shelf and one base picture book shelf. Includes 1/4" matching wood back.

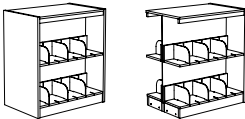
48" High	Model Number	Description	Wgt.	List Price
	V21-4812P	48"H X 37"W X 12"D Initial	75	\$1,138
	V21-4812PA	48"H X 36"W X 12"D Adder	64	\$968

48" High single sided shelving has a wood top, one adjustable picture book shelf and one base picture book shelf. Includes 1/4" matching wood back.

60" High	Model Number	Description	Wgt.	List Price
	V21-6012P	60"H X 37"W X 12"D Initial	94	\$1,516
	V21-6012PA	60"H X 36"W X 12"D Adder	80	\$1,305

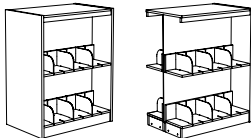
60" High single sided shelving has a wood top, two adjustable picture book shelves and one base picture book shelf. Includes 1/4" matching wood back.

## Double Faced Picture Book Units

42" High	Model Number	Description	Wgt.	List Price
	V21-4224P	42"H X 37"W X 24"D Initial	134	\$1,880
	V21-4224PA	42"H X 36"W X 24"D Adder	115	\$1,593

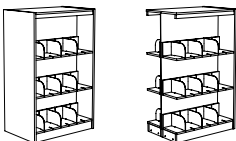
42" High double sided shelving has a wood top, two adjustable picture book shelf and one base picture book shelf per side. Includes 1/4" matching wood back.

42" High Mobile Unit	Model Number	Description	Wgt.	List Price
	V21-4224P-MOB	42"H X 37"W X 24"D Initial Mobile	146	\$2,194
	V21-4224PA-MOB	42"H X 36"W X 24"D Adder Mobile	127	\$1,790

48" High	Model Number	Description	Wgt.	List Price
	V21-4824P	48"H X 37"W X 24"D Initial	140	\$1,959
	V21-4824PA	48"H X 36"W X 24"D Adder	118	\$1,660

48" High double sided shelving has a wood top, two adjustable picture book shelf and one base picture book shelf. Includes 1/4" matching wood back.

48" High Mobile Unit	Model Number	Description	Wgt.	List Price
	V21-4824P-MOB	48"H X 37"W X 24"D Initial Mobile	152	\$2,195
	V21-4824PA-MOB	48"H X 36"W X 24"D Adder Mobile	130	\$1,859

60" High	Model Number	Description	Wgt.	List Price
	21-6024P	60"H X 37"W X 24"D Initial	174	\$2,626
	21-6024PA	60"H X 36"W X 24"D Adder	147	\$2,254

60" High double sided shelving has a wood top, four adjustable picture book shelves and one base picture book shelf. Includes 1/4" matching wood back.

\* Steel shelves may be specified for most wood bookcases.  
Replace "V" in the model with "SB" (i.e. SB21-4220).