

General Specifications

Table Top: Tops are 1-1/4" thick, three ply engineered wood construction with .050" high pressure laminate and a phenolic backer sheet. The front edge is banded with 3mm PVC with an 1/8" radius top and bottom. Tops are attached with 1" #12 screws to the side and back panels with (3) steel Z brackets that are located in the underside of top. Top includes (1) 80mm grommet per user.

End/Intermediate Panels: Panels are three ply engineered wood with thermally fused laminate on both sides, 1" thick. Double faced study carrels share a common side panels. Panels are banded with 3mm PVC with 1/8" radius on all edges. Panels are banded on the top and vertical edges. Panels have embedded threaded metal inserts to accept machine threaded connecting hardware for metal-to-metal fastener contact for mounting work surfaces. Panels are machined to accept shoulder screws that are used to attach back panels to end and intermediate panels. Overall panel height is 30" high. Each panel is equipped with two adjustable glides. Intermediate panels are equipped with (1) through hole on single faced panels and two on double faced panels.

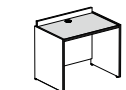
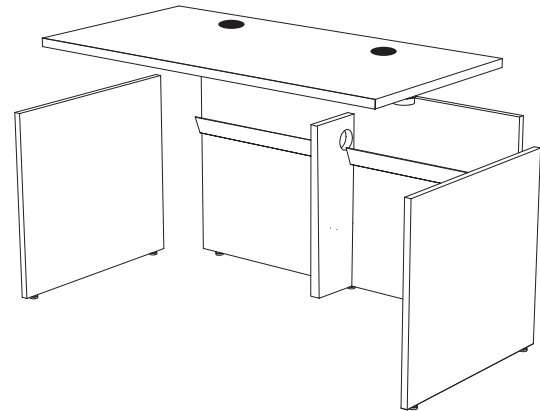
Back Panels: Panels are three ply engineered wood with thermally fused laminate on both sides, 1" thick. Double faced study carrels share a common back panel. Panels are banded with 3mm PVC with 1/8" radius on all edges. Panels are banded on the top and vertical edges. Panels have embedded threaded metal inserts to accept machine threaded connecting hardware for metal-to-metal fastener contact for mounting work surfaces. On the thickness of the panels they are machined to accept recessed Mod-ezz clips, which are used to attach back panels to end and intermediate panels. Overall panel height is 35" H

Work Height: The standard height is 29". Adjustable height or alternate may be specified.

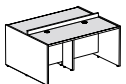
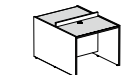
Wire Management: Each station is equipped with one formed 18 gauge steel trough that is mounted to the back panel using #8 wood screws.

Modular Design: Matrix units may be disassembled and reconfigured. Adder units are similar to initial units but substitute one intermediate panel for two end panels.

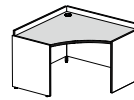
Finish: Standard powder coat on all metal parts is black; other colors may be specified. See **mediatechnologies®** Finish and Color Guide for choices.



Single Faced Modules



Double Faced Modules



Corner Module

Matrix Modular Workstation (TFL) - Single Faced				
Model Number	Description	Wgt	List Price	
3mm PVC Edges				
MWXS-T-C2436-29	Starter 24"D X 36"W x 32"OAH	65	\$982	
MWXS-T-C3036-29	Starter 30"D X 36"W x 32"OAH	81	\$985	
MWXS-T-C2436A-29	Adder 24"D X 36"W x 32"OAH	50	\$790	
MWXS-T-C3036A-29	Adder 30"D X 36"W x 32"OAH	61	\$836	
MWXS-T-C2460-29	Starter 24"D X 60"W x 32"OAH	116	\$1,355	
MWXS-T-C3060-29	Starter 30"D X 60"W x 32"OAH	142	\$1,415	
MWXS-T-C2460A-29	Adder 24"D X 60"W x 32"OAH	101	\$1,207	
MWXS-T-C3060A-29	Adder 30"D X 60"W x 32"OAH	122	\$1,268	

Matrix Modular Workstation (TFL) -Corner				
Model Number	Description	Wgt	List Price	
24" Returns, 3mm PVC Edges				
MWXC-T-C242442-29	42"D X 42"W x 32"OAH	115	\$1,762	
MWXC-T-C242448-29	48"D X 48"W x 32"OAH	127	\$1,767	
30" Returns, 3mm PVC Edges				
MWXC-T-C303042-29	42"D X 42"W x 32"OAH	144	\$1,784	
MWXC-T-C303048-29	48"D X 48"W x 32"OAH	159	\$1,790	

Matrix Modular Workstation (TFL) -Double Faced				
Model Number	Description	Wgt	List Price	
3mm PVC Edges				
MWXD-T-C2436-29	Starter 24"D X 36"W x 32"OAH	117	\$1,508	
MWXD-T-C3036-29	Starter 30"D X 36"W x 32"OAH	130	\$1,620	
MWXD-T-C2436A-29	Adder 24"D X 36"W x 32"OAH	80	\$1,288	
MWXD-T-C3036A-29	Adder 30"D X 36"W x 32"OAH	98	\$1,382	
MWXD-T-C2460-29	Starter 24"D X 60"W x 32"OAH	185	\$2,284	
MWXD-T-C3060-29	Starter 30"D X 60"W x 32"OAH	208	\$2,425	
MWXD-T-C2460A-29	Adder 24"D X 60"W x 32"OAH	128	\$2,068	
MWXD-T-C3060A-29	Adder 30"D X 60"W x 32"OAH	156	\$2,187	

Required to order: Model # including options if applicable

- HPL selection
- melamine selection
- PVC selection

Note: Also available in High Pressure Laminate, Oak and Maple Veneers. Additional charges may apply.