



Typical 21-Series Construction Bookcase Assembly




Bookmark



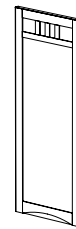
Metro




Twist




Lexington



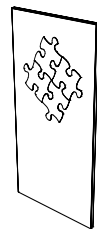
Charleston



Heritage



Malibu



Puzzle

## 21-Series Construction Shelving - Bookmark & Design Lines

### General Specifications - w Shelving

**End/Intermediate Panels:** All end panels are detailed by product line and are described individually in the "End Panels for Steel Shelving" section of this specification book. All intermediate panels are un-detailed 1" hardwood plywood core with premium grade "A" oak veneer on both faces; exposed edges are banded with 1/8" solid red oak with edges and corners radiused 1/8". All panels permit shelf adjustment on 32mm increments. Intermediate panels are machined on both faces. Threaded 5/16-18 metal inserts are embedded into the top and the bottom of the starter panels to facilitate attachment of the cornice top and toe assembly. Intermediate panels are machined for through bolts.

*Note: initial units are specified according to product line; adder units for all wood modular shelving product lines are specified as series 21 and use the same un-detailed intermediate panel.*

**Cornice Top:** The cornice top panel is 3/4" thick oak veneer core with select oak veneer face. The front edge is banded with 1/8" solid red oak. The cornice rail is 1" x 2-1/4" and is inset 1/8" from the front edge. The cornice top is attached with 16 gauge steel 'Z' brackets. Laminate tops are also available. Contact the factory for more details.

**Backs:** Backs are 1/4" thick MDF. They are standard with all 21-Series (Bookmark & Design Lines) bookcase units.

**Toe Assembly:** The toe assembly is a 4" high box frame constructed of 1" thick hardwood plywood. The toe assembly is bolted to the end and intermediate panels using 5/16" - 18 machine bolts.

**Mobile Toe Assembly:** A steel chassis is fit to the inside of the toe assembly. Casters are bolted to the chassis with 1/4" -20 bolts and nylon insert lock nuts and the entire assembly is attached to the end panel with 5/16" -18 machine bolts. The steel chassis provides formed flanges under the toe and end panels for extra support. The casters are 2" diameter, nonlocking. The mobile bookcase sits 1/2" off the floor.

**Base Shelf:** The base shelf is 3/4" thick engineered wood with select oak veneer face and 1/8" solid red oak front band. It is supported on all four edges by the toe assembly and attached with two screws.

**Fixed Shelves:** Shelving units 60" and taller use fixed shelves at either end of a run. Mobile units also receive fixed shelves. They are similar to adjustable shelves with standard shelf pins replaced by fixed shelf pins that screw into the standard side panel line holes. Fixed shelves are adjustable.

**Adjustable Shelves:** The adjustable shelves are 1" oak veneer core with premium grade "A" oak veneer; exposed edges are banded with 1/8" solid red oak with edges and corners radiused 1/8". They are bored in 4 locations on the underside to accept seismically rated shelf pins.

**Magazine Display Shelf:** The magazine display shelf is 3/4" thick engineered wood with select oak face. The front edge has a solid oak retaining rail. The magazine display shelf pivots on pins which mount between the end and intermediate panels allowing the user to lift the shelf and utilize the storage space behind. The pins are retained with a metal bracket and screws to prevent accidental removal.

**Picture Book Display Shelf:** The picture book display shelves are 3/4" thick glued up aspen hardwood with a 1-3/4" solid red oak front nosing. The back is 3/4" thick engineered wood with select oak veneer face and 1/8" solid red oak top band. The shelf and back are slotted approximately every 5" to accept wooden dividers. The back is attached to the base of the shelf using screws. They are bored in 4 locations on the underside to accept seismically rated shelf pins. Includes 3 dividers per shelf.

### Options

**Optional Hardwood Shelves:** Optional hardwood shelves are 3/4" thick glued up aspen hardwood with a 1-3/4" solid red oak front nosing. They are bored in 4 locations on the underside to accept systemic rated shelf pins. Additional wood or steel adjustable shelves are available for any of the modular bookcases. See end of each bookcase product line section for part numbers. *To Specify: Remove "V" from part number (i.e. 21-4212).*

**Optional Adjustable Steel Shelves:** 18 ga. steel shelves have a 1" deep triple bent edge and a 1" tall booktop lip in the rear. Rear lip accepts optional sliding book support. Slots in the turned down side flanges allow the shelves to mount on 5mm adjustable shelf pins. Shelf pins have a collar that prevents them from being removed without first removing the shelf. Nominal 10" and 12" deep shelving uses 9" or 11" deep shelves respectively. Shelves are finished with a durable powder coat. Standard powder coat color is black unless otherwise specified. **To Specify: Add "SB" to part number (i.e. SB21-4212).**

**Optional Continuous Canopy Tops:** Optional common tops are 1-1/4" thick three ply construction, with a .050" laminate face, engineered wood core and a phenolic backer sheet. The common top is banded on all exposed sides with 1/8" solid red oak. Top is replaced with Box Frame. *To specify add the suffix "-CT"*

**Please Specify:** Product Number / Finish / Back Panel / Enclose Layout

\*All pricing shown is for oak veneer.  
Use of Maple or other species may incur an upcharge.

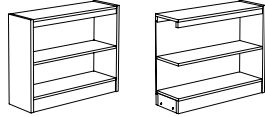
**\*leveling glides are optional.** We pre-drill hole locations in all end and intermediate panels to accept leveling glides as a standard manufacturing procedure. **If leveling glides are required, you must order the glides separately.**

# Bookmark Standard Bookcases Shelving



## Single Faced Standard Units

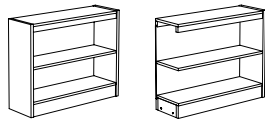
### 30" High



Model Number	Description	Wgt.	Price
V21-3008	30"H X 37"W X 8"D Initial	38	\$720
V21-3008A	30"H X 36"W X 8"D Adder	33	\$608
V21-3010	30"H X 37"W X 10"D Initial	43	\$840
V21-3010A	30"H X 36"W X 10"D Adder	37	\$694
V21-3012	30"H X 37"W X 12"D Initial	49	\$873
V21-3012A	30"H X 36"W X 12"D Adder	42	\$730

30" High single sided shelving has a select wood top and one adjustable shelf. Includes 1/4" matching wood back.

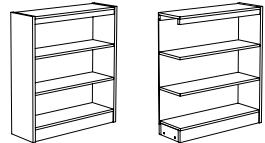
### 36" High



Model Number	Description	Wgt.	List Price
V21-3608	36"H X 37"W X 8"D Initial	43	\$819
V21-3608A	36"H X 36"W X 8"D Adder	37	\$694
V21-3610	36"H X 37"W X 10"D Initial	49	\$959
V21-3610A	36"H X 36"W X 10"D Adder	42	\$791
V21-3612	36"H X 37"W X 12"D Initial	56	\$1,004
V21-3612A	36"H X 36"W X 12"D Adder	48	\$832

36" High single sided shelving has a select wood top and one adjustable shelf. Includes 1/4" matching wood back.

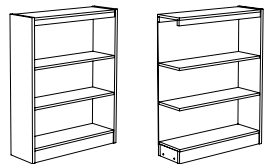
### 42" High



Model Number	Description	Wgt.	List Price
V21-4208	42"H X 37"W X 8"D Initial	47	\$920
V21-4208A	42"H X 36"W X 8"D Adder	41	\$779
V21-4210	42"H X 37"W X 10"D Initial	55	\$1,077
V21-4210A	42"H X 36"W X 10"D Adder	47	\$887
V21-4212	42"H X 37"W X 12"D Initial	62	\$1,133
V21-4212A	42"H X 36"W X 12"D Adder	53	\$932
V21-4216-SF	42"H X 37"W X 16"D Initial	77	\$1,187
V21-4216A-SF	42"H X 36"W X 16"D Adder	64	\$984

42" High single sided shelving has a wood top and two adjustable shelves. Includes 1/4" matching wood back.

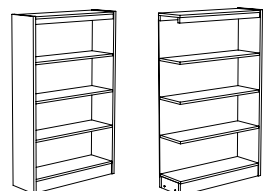
### 48" High



Model Number	Description	Wgt.	List Price
V21-4808	48"H X 37"W X 8"D Initial	50	\$966
V21-4808A	48"H X 36"W X 8"D Adder	43	\$815
V21-4810	48"H X 37"W X 10"D Initial	59	\$1,126
V21-4810A	48"H X 36"W X 10"D Adder	49	\$930
V21-4812	48"H X 37"W X 12"D Initial	66	\$1,187
V21-4812A	48"H X 36"W X 12"D Adder	56	\$984
V21-4816-SF	48"H X 37"W X 16"D Initial	82	\$1,250
V21-4816A-SF	48"H X 36"W X 16"D Adder	67	\$1,035

48" High single sided shelving has a wood top and two adjustable shelves. Includes 1/4" matching wood back.

### 60" High




Model Number	Description	Wgt.	List Price
V21-6008	60"H X 37"W X 8"D Initial	59	\$1,259
V21-6008A	60"H X 36"W X 8"D Adder	50	\$1,063
V21-6010	60"H X 37"W X 10"D Initial	69	\$1,459
V21-6010A	60"H X 36"W X 10"D Adder	58	\$1,218
V21-6012	60"H X 37"W X 12"D Initial	79	\$1,555
V21-6012A	60"H X 36"W X 12"D Adder	65	\$1,302
V21-6016-SF	60"H X 37"W X 16"D Initial	98	\$1,651
V21-6016A-SF	60"H X 36"W X 16"D Adder	80	\$1,384

60" High single sided shelving has a wood top and three adjustable shelves. Includes 1/4" matching wood back.

\* Steel shelves may be specified for most wood bookcases.  
Replace "V" in the model with "SB" (i.e. SB21-4220).  
Prices and specifications subject to change without notice

P-BOOKMARKSHELVING-220616

# Bookmark Standard Bookcases Shelving



72" High	Model Number	Description	Wgt.	List Price
	V21-7208	72"H X 37"W X 8"D Initial	72	\$1,557
	V21-7208A	72"H X 36"W X 8"D Adder	59	\$1,238
	V21-7210	72"H X 37"W X 10"D Initial	84	\$1,689
	V21-7210A	72"H X 36"W X 10"D Adder	68	\$1,363
	V21-7212	72"H X 37"W X 12"D Initial	97	\$1,796
	V21-7212A	72"H X 36"W X 12"D Adder	78	\$1,453
	V21-7216-SF	72"H X 37"W X 16"D Initial	121	\$1,904
	V21-7216A-SF	72"H X 36"W X 16"D Adder	95	\$1,540

72" High single sided shelving has a wood top and four adjustable shelves. Includes 1/4" matching wood back.

84" High	Model Number	Description	Wgt.	List Price
	V21-8408	84"H X 37"W X 8"D Initial	79	\$1,663
	V21-8408A	84"H X 36"W X 8"D Adder	66	\$1,345
	V21-8410	84"H X 37"W X 10"D Initial	92	\$1,805
	V21-8410A	84"H X 36"W X 10"D Adder	76	\$1,477
	V21-8412	84"H X 37"W X 12"D Initial	106	\$1,922
	V21-8412A	84"H X 36"W X 12"D Adder	87	\$1,574
	V21-8416-SF	84"H X 37"W X 16"D Initial	133	\$2,038
	V21-8416A-SF	84"H X 36"W X 16"D Adder	107	\$1,676

84" High single sided shelving has an inverted wood cornice top and five adjustable shelves. Includes 1/4" matching wood back.

90" High	Model Number	Description	Wgt.	List Price
	V21-9012	90"H X 37"W X 12"D Initial	115	\$2,074
	V21-9012A	90"H X 36"W X 12"D Adder	95	\$1,714

90" High single sided shelving has an inverted wood cornice top and six adjustable shelves. Includes 1/4" matching wood back.

Double Faced Standard Units				
30" High	Model Number	Description	Wgt.	List Price
	V21-3020	30"H X 36"W X 20"D Initial	79	\$1,383
	V21-3020A	30"H X 36"W X 20"D Adder	68	\$1,146
	V21-3024	30"H X 37"W X 24"D Initial	90	\$1,468
	V21-3024A	30"H X 36"W X 24"D Adder	76	\$1,213

30" High double sided shelving has a wood top and two adjustable shelves. Includes 1/4" matching wood back.


30" High Mobile Units				
Model Number	Description	Wgt.	List Price	
V21-3020-MOB	30"H X 37"W X 20"D Initial Mobile	91	\$1,650	
V21-3020A-MOB	30"H X 36"W X 20"D Adder Mobile	80	\$1,382	
V21-3024-MOB	30"H X 37"W X 24"D Mobile	102	\$1,735	
V21-3024A-MOB	30"H X 36"W X 20"D Adder Mobile	88	\$1,451	

36" High	Model Number	Description	Wgt.	List Price
	V21-3620	36"H X 36"W X 20"D Initial	90	\$1,587
	V21-3620A	36"H X 36"W X 20"D Adder	76	\$1,300
	V21-3624	36"H X 37"W X 24"D Initial	103	\$1,688
	V21-3624A	36"H X 36"W X 24"D Adder	86	\$1,387

36" High double sided shelving has a wood top and two adjustable shelves. Includes 1/4" matching wood back.

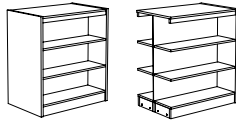
\* Steel shelves may be specified for most wood bookcases.  
 Replace "V" in the model with "SB" (i.e. SB21-4220).  
 Prices and specifications subject to change without notice

# Bookmark Standard Bookcases Shelving



36" High Mobile Units	Model Number	Description	Wgt.	List Price
	V21-3620-MOB	36"H X 37"W X 20"D Initial Mobile	102	\$1,853
	V21-3620A-MOB	36"H X 36"W X 20"D Adder Mobile	88	\$1,536
	V21-3624-MOB	36"H X 37"W X 24"D Mobile	115	\$1,953
	V21-3624A-MOB	36"H X 36"W X 20"D Adder Mobile	98	\$1,625

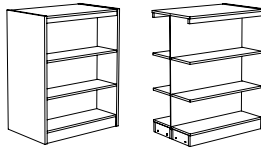
42" High	Model Number	Description	Wgt.	List Price
	V21-4220	42"H X 37"W X 20"D Initial	100	\$1,790
	V21-4220A	42"H X 36"W X 20"D Adder	84	\$1,457
	V21-4224	42"H X 37"W X 24"D Initial	115	\$1,905
	V21-4224A	42"H X 36"W X 24"D Adder	96	\$1,562



42" High double sided shelving has a wood top and four adjustable shelves. Includes 1/4" matching wood back.

42" High Mobile Units	Model Number	Description	Wgt.	List Price
	V21-4220-MOB	42"H X 37"W X 20"D Initial Mobile	112	\$2,057
	V21-4220A-MOB	42"H X 36"W X 20"D Adder Mobile	96	\$1,693
	V21-4224-MOB	42"H X 37"W X 24"D Initial Mobile	127	\$2,172
	V21-4224A-MOB	42"H X 36"W X 24"D Adder Mobile	108	\$1,796

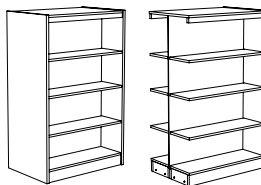
48" High	Model Number	Description	Wgt.	List Price
	V21-4820	48"H X 37"W X 20"D Initial	105	\$1,883
	V21-4820A	48"H X 36"W X 20"D Adder	86	\$1,529
	V21-4824	48"H X 37"W X 24"D Initial	121	\$2,003
	V21-4824A	48"H X 36"W X 24"D Adder	99	\$1,639



48" High double sided shelving has a wood top and four adjustable shelves. Includes 1/4" matching wood back.

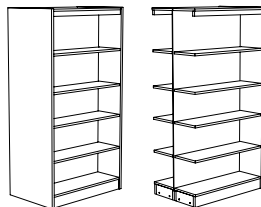
48" High Mobile Units	Model Number	Description	Wgt.	List Price
	V21-4820-MOB	48"H X 37"W X 20"D Initial Mobile	117	\$2,163
	V21-4820A-MOB	48"H X 36"W X 20"D Adder Mobile	98	\$1,765
	V21-4824-MOB	48"H X 37"W X 24"D Initial Mobile	133	\$2,282
	V21-4824A-MOB	48"H X 36"W X 24"D Adder Mobile	111	\$1,878

60" High	Model Number	Description	Wgt.	List Price
	V21-6020	60"H X 37"W X 20"D Initial	125	\$2,446
	V21-6020A	60"H X 36"W X 20"D Adder	102	\$2,027
	V21-6024	60"H X 37"W X 24"D Initial	144	\$2,624
	V21-6024A	60"H X 36"W X 24"D Adder	117	\$2,179



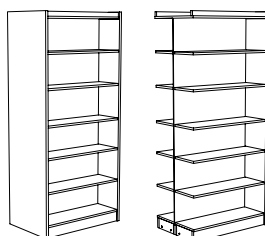
60" High double sided shelving has a wood top and six adjustable shelves. Includes 1/4" matching wood back.

72" High	Model Number	Description	Wgt.	List Price
	V21-7220	72"H X 37"W X 20"D Initial	151	\$2,914
	V21-7220A	72"H X 36"W X 20"D Adder	119	\$2,303
	V21-7224	72"H X 37"W X 24"D Initial	176	\$3,112
	V21-7224A	72"H X 36"W X 24"D Adder	138	\$2,483



72" High double sided shelving has a wood top and eight adjustable shelves. Includes 1/4" matching wood back.

84" High	Model Number	Description	Wgt.	List Price
	V21-8420	84"H X 37"W X 20"D Initial	167	\$3,143
	V21-8420A	84"H X 36"W X 20"D Adder	135	\$2,533
	V21-8424	84"H X 37"W X 24"D Initial	194	\$3,359
	V21-8424A	84"H X 36"W X 24"D Adder	156	\$2,730



84" High double sided shelving has an inverted wood cornice top and ten adjustable shelves. Includes 1/4" matching wood back.

\* Steel shelves may be specified for most wood bookcases.  
Replace "V" in the model with "SB" (i.e. SB21-4220).  
Prices and specifications subject to change without notice

# Bookmark Picture Book Bookcases Shelving



90" High	Model Number	Description	Wgt.	List Price
	21-9024	90"H X 37"W X 24"D Initial	212	\$3,585
	21-9024A	90"H X 36"W X 24"D Adder	172	\$2,926

90" High double sided shelving has an inverted wood cornice top and twelve adjustable shelves. Includes 1/4" matching wood back.

## Single Faced Picture Book Units

42" High	Model Number	Description	Wgt.	List Price
	V21-4212P	42"H X 37"W X 12"D Initial	72	\$1,304
	V21-4212PA	42"H X 36"W X 12"D Adder	63	\$1,111

42" High single sided shelving has a wood top, one adjustable picture book shelf and one base picture book shelf. Includes 1/4" matching wood back.

48" High	Model Number	Description	Wgt.	List Price
	V21-4812P	48"H X 37"W X 12"D Initial	75	\$1,364
	V21-4812PA	48"H X 36"W X 12"D Adder	64	\$1,160

48" High single sided shelving has a wood top, one adjustable picture book shelf and one base picture book shelf. Includes 1/4" matching wood back.

60" High	Model Number	Description	Wgt.	List Price
	V21-6012P	60"H X 37"W X 12"D Initial	94	\$1,815
	V21-6012PA	60"H X 36"W X 12"D Adder	80	\$1,564

60" High single sided shelving has a wood top, two adjustable picture book shelves and one base picture book shelf. Includes 1/4" matching wood back.

## Double Faced Picture Book Units

42" High	Model Number	Description	Wgt.	List Price
	V21-4224P	42"H X 37"W X 24"D Initial	134	\$2,251
	V21-4224PA	42"H X 36"W X 24"D Adder	115	\$1,907

42" High double sided shelving has a wood top, one adjustable picture book shelf and one base picture book shelf per side. Includes 1/4" matching wood back.

42" High Mobile Unit	Model Number	Description	Wgt.	List Price
	V21-4224P-MOB	42"H X 37"W X 24"D Initial Mobile	146	\$2,627
	V21-4224PA-MOB	42"H X 36"W X 24"D Adder Mobile	127	\$2,143

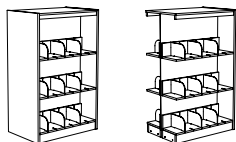
48" High	Model Number	Description	Wgt.	List Price
	V21-4824P	48"H X 37"W X 24"D Initial	140	\$2,346
	V21-4824PA	48"H X 36"W X 24"D Adder	118	\$1,988

48" High double sided shelving has a wood top, one adjustable picture book shelf and one base picture book shelf per side. Includes 1/4" matching wood back.

48" High Mobile Unit	Model Number	Description	Wgt.	List Price
	V21-4824P-MOB	48"H X 37"W X 24"D Initial Mobile	152	\$2,628
	V21-4824PA-MOB	48"H X 36"W X 24"D Adder Mobile	130	\$2,226

\* Steel shelves may be specified for most wood bookcases.  
Replace "V" in the model with "SB" (i.e. SB21-4220).

60" High	Model Number	Description	Wgt.	List Price
	21-6024P	60"H X 37"W X 24"D Initial	174	\$3,144
	21-6024PA	60"H X 36"W X 24"D Adder	147	\$2,698



60" High double sided shelving has a wood top, two adjustable picture book shelves and one base picture book shelf per side. Includes 1/4" matching wood back.

Standard Individual Adjustable Shelves				
Wood Bookcase	Model Number	Description	Wgt.	List Price
	V21-08SH-S	8"D X 34-15/16"W Veneer Core Wood Bookcase Shelf	6	\$111
	V21-10SH-S	10"D X 34-15/16"W Veneer Core Wood Bookcase Shelf	7	\$119
	V21-12SH-S	12"D X 34-15/16"W Veneer Core Wood Bookcase Shelf	8	\$126
	V21-16SH-S	16"D X 34-15/16"W Veneer Core Wood Bookcase Shelf	11	\$140
Steel Bookcase	Model Number	Description	Wgt.	List Price
	SB321-08SH	8"D X 34-15/16"W Flat Steel Bookcase Shelf	7	\$125
	SB321-10SH	10"D X 34-15/16"W Flat Steel Bookcase Shelf	9	\$125
	SB321-12SH	12"D X 34-15/16"W Flat Steel Bookcase Shelf	10	\$136
Magazine Display	Model Number	Description	Wgt.	List Price
	S21-12SH-MAG	Standard Steel Pivoting Magazine Shelf	11	\$185
Picture Book	Model Number	Description	Wgt.	List Price
	V21-12SH-PB	Standard Wood Picture Book Shelf	15	\$242
	S321-12SH-PB	Standard Steel Picture Book Shelf	16	\$229
	V11-12SH-PB-DIV	Standard Wood Picture Book Divider	0.5	\$24
	S321-12SH-PB-DIV	Standard Steel Picture Book Divider	0.5	\$24
Browser Bins	Model Number	Description	Wgt.	List Price
	S321-12SH-BB	12" 31, 21, 11 Series Steel Browser Bins shelf		\$265
Sliding Book Support	Model Number	Description	Wgt.	List Price
	21-BS10	10"L x 4:H Sliding Book Support for standard steel shelves	0.5	\$35