

### General Specifications

**Work Surface:** Table tops are 1-1/4" thick, with a 1-1/8" thick, three-ply particleboard core with .050 high-pressure laminate top and a .030" or thicker phenolic backer. Edges are 3mm PVC.

**Adjustable Leg:** Each leg is composed of an outer steel tube and an inner steel tube that can slide within it. The outer steel tube has a welded mounting plate that is 1/8" thick steel, welded to outer leg at the top and a reinforcement gusset of 1/8" thick steel, welded to mounting plate and outer leg. The outer tube also includes an inner ABS collar that prevents marring of the inner tube finish while sliding during adjustment. Each leg is provided with a leveling glide at the bottom.

**Outer Tube:** 14 gauge steel, 1-1/2" outer diameter, approx. 1-1/4" inner diameter. Perforated near the bottom with pass thru holes for (2) adjustment screws.

**Inner Tube:** 14 gauge steel, 1-1/4" outer diameter. Perforated and tapped for adjustment screws on 1" center to center distance providing for an adjustment range of 8". Adjustment screws must thread into inner leg and not just contact it.

**Gusset:** 1/8" thick steel, welded to mounting plate and outer tube.

**Mounting Plate:** 1/8" thick steel, welded to outer tube and gusset. Each leg is mounted to the table with seven (7) 1" #12 wood screws. Insert & machine thread screw (metal-to-metal) available upon request.

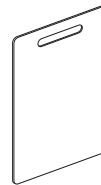
**Finish:** See mediatechnologies® Finish and Color Guide for choices.



Rectangle



Rectangular Tables				
Model Number	Description	Wgt.	List Price	
3mm PVC Edges				
RF-C2436	24"D x 36"W x 22"-32" H	54	\$442	
RF-C2442	24"D x 42"W x 22"-32" H	59	\$479	
RF-C2448	24"D x 48"W x 22"-32" H	64	\$479	
RF-C2460	24"D x 60"W x 22"-32" H	79	\$511	
RF-C2472	24"D x 72"W x 22"-32" H	87	\$547	
RF-C3036	30"D x 36"W x 22"-32" H	60	\$460	
RF-C3042	30"D x 42"W x 22"-32" H	68	\$507	
RF-C3048	30"D x 48"W x 22"-32" H	76	\$507	
RF-C3060	30"D x 60"W x 22"-32" H	92	\$546	
RF-C3072	30"D x 72"W x 22"-32" H	103	\$590	



Surfboard Marker Board				
Model Number	Description	Wt.	List Price	
SFB-1824	18"W x 24"L		\$168	
SFB-SMB	Table Side Mounting Bracket for Surfboard - available in full range of powder coat colors.		\$62	
SFB-TMB	Table Top Mounting Bracket for Surfboard - available in black		\$62	
HTSBB	Surfboard hanging bracket for elements track.		\$59	



Round



Round Tables				
Model Number	Description	Wgt.	List Price	
3mm PVC Edge				
RF-C0042	42" Dia. x 22"-32" H	70	\$627	
RF-C0048	48" Dia. x 22"-32" H	86	\$627	
RF-C0060	60" Dia. x 22"-32" H	124	\$764	



Twin Wheel Casters				
Add Suffix to Model Number	Description	Wgt.	List Price	
-2C	Set of 2 Casters	1	\$37	
-3C	Set of 3 Casters	2	\$57	
-4C	Set of 4 Casters	2	\$72	
-6C	Set of 6 Casters (Sprocket Top)	3	\$92	



Square



Square Tables				
Model Number	Description	Wgt.	List Price	
3mm PVC Edges				
RF-C4242	42"D x 42"W x 22"-32" H	88	\$699	
RF-C4848	48"D x 48"W x 22"-32" H	108	\$703	
RF-C6060	60"D x 60"W x 22"-32" H	159	\$764	

Note: Adjustable table height range is 22" to 32" with glides. The addition of casters to each leg will raise the table height range to 24" to 34". Wheelbarrow configuration (a combination of glides and casters) will reduce the adjustable height range to 24" to 32".


**Required to order:** Model # including options if applicable

- HPL selection
- PVC selection
- Powder coat selection(s)

## Tables



Quarter Round Tables				
Model Number	Description	Wgt.	List Price	
3mm PVC Edges				
RF-C36QR	24" / 36" x 22"-32" H	58	\$523	



Flair Tables				
Model Number	Description	Wgt.	List Price	
Radiused Corners, 3mm PVC Edge				
RF-C3060FLR	32.25" x 59.5" x 22"-32" H	103	\$668	



Diamond Top Tables				
Model Number	Description	Wgt.	List Price	
3mm PVC Edges				
RF-C3242DM	32"D x 42"W x 22"-32" H	68	\$540	
RF-C3746DM	37"D X 46"W X 22"-32"H	70	\$540	




Clover Top Tables				
Model Number	Description	Wgt.	List Price	
3mm PVC Edges				
RF-C4848CL	48"W x 48"D x 22"-32" H	86	\$627	
RF-C6060CL	60"W x 60"D x 22"-32" H	159	\$816	



Trapezoid Tables				
Model Number	Description	Wgt.	List Price	
3mm PVC Edges				
RF-C30TRP	30" x 30" x 30" x 60" x 22"-32" H	98	\$605	



Raetsel Tables				
Model Number	Description	Wgt.	List Price	
3mm PVC Edge				
RF-C4565RL	45" x 65" x 22"-32" H	103	\$668	



Pickle Tables				
Model Number	Description	Wgt.	List Price	
3mm PVC Edge				
RF-C3660G	36" x 60" x 22"-32" H	103	\$668	



"D" Shape Tables				
Model Number	Description	Wgt.	List Price	
3mm PVC Edge				
RF-C3672D	36" x 72" x 22"-32" H		\$789	
RF-C4872D	48" x 72" x 22"-32" H	98	\$837	
RF-C6072D	60" x 72" x 22"-32"H		\$885	




Beanie Tables				
Model Number	Description	Wgt.	List Price	
Radiused Corners, 3mm PVC Edge				
RF-C3060BNR	29.25" x 58.375" x 22"-32" H	103	\$668	



Sprocket Top Tables				
Model Number	Description	Wgt.	List Price	
3mm PVC Edges				
RF-C6060S-29	60"W x 60"D x 22"-32" H	145	\$1,035	



Secilt Top Tables				
Model Number	Description	Wgt.	List Price	
3mm PVC Edges				
RF-C3772SC	37"W x 72"D x 22"-32" H	103	\$769	



Pacman Tables				
Model Number	Description	Wgt.	List Price	
3mm PVC Edge				
RF-C0042PAC	42" Dia. x 22"-32" H	70	\$672	
RF-C0048PAC	48" Dia. x 22"-32" H	86	\$672	



Crescent Top Tables				
Model Number	Description	Wgt.	List Price	
3mm PVC Edges				
RF-C3672CR	36"W x 72"D x 22"-32" H	103	\$819	



Twin Wheel Casters				
Add Suffix to Model Number	Description	Wgt.	List Price	
-2C	Set of 2 Casters	1	\$37	
-3C	Set of 3 Casters	2	\$57	
-4C	Set of 4 Casters	2	\$72	
-6C	Set of 6 Casters (Sprocket Top)	3	\$92	

Note: Adjustable table height range is 22" to 32" with glides. The addition of casters to each leg will raise the table height range to 24" to 34". Wheelbarrow configuration (a combination of glides and casters) will reduce the adjustable height range to 24" to 32".

**Required to order:** Model # including options if applicable

- HPL selection
- PVC selection
- Powder coat selection(s)