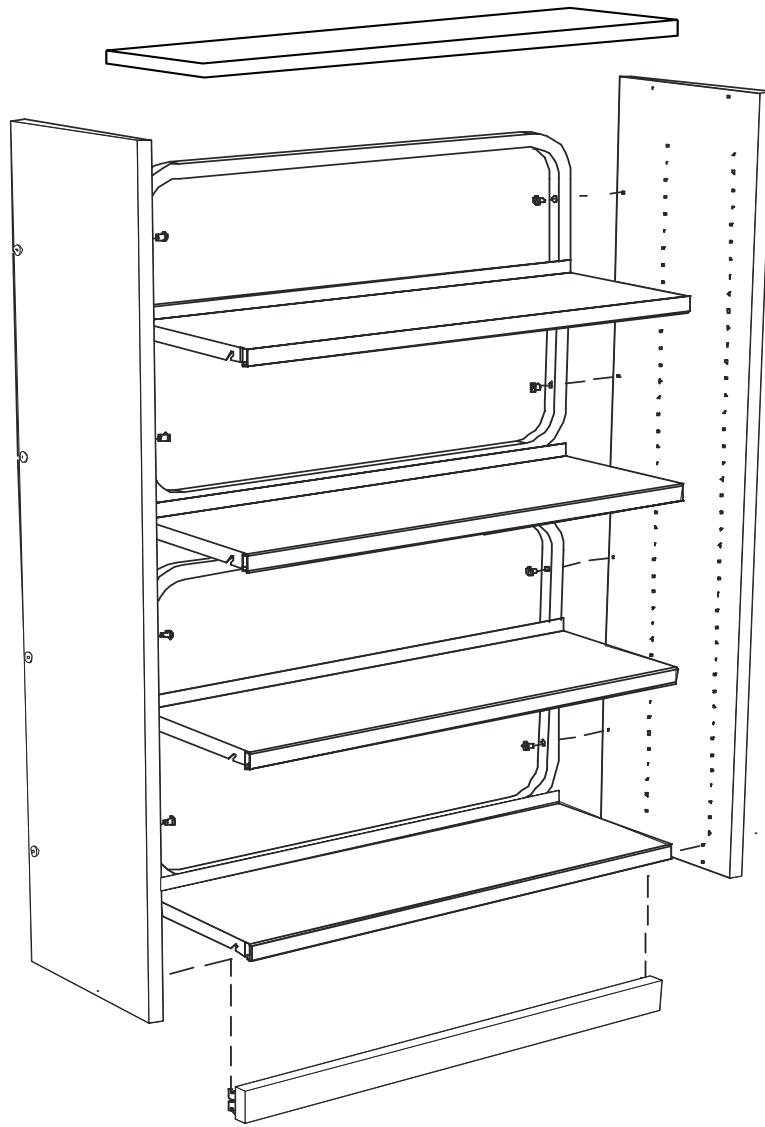


31 Series Steel Frame Construction

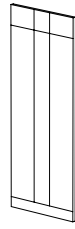
Shelving



Typical Steel Frame Construction
Bookcase Assembly



Bookmark



Metro




Twist



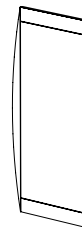
Lexington



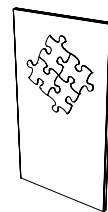
Charleston



Heritage



Malibu



Puzzle

31 Series Steel Frame Construction

Shelving

General Specifications - 31 Series Bookcases with Oak Veneer End Panels

End/Intermediate Panels: All end and intermediate panels are 1" thick oak veneer core with premium grade "A" oak veneer on both faces. All exposed edges are banded with 1/8" solid red oak with edges and corners radiused 1/8". The panels are bored to permit shelf adjustment on 32mm increments, (approximately 1-1/4"). The intermediate panels are machined on both faces. End panels are through bored for attachment to the steel structural frames. Intermediate panels are undetailed. End panels may be specified with design details - see Design Line End Panels for 31-Series Shelving on the following page.

Steel structural frames: Structural frames are welded 1" square 18 ga. steel tubing bent and welded to form a continuous frame with radiused corners and bored to accept 1/4" -20 connector bolt hardware for attachment to the end and intermediate panels. Black powder coat finish is standard. NOTE: Mobile 31 Series units use a non-radiused steel tube frame with 14 gauge steel gussets.

Top: The top panel is 1" thick oak veneer core with select oak veneer face. The front edge is banded with 1/8" solid red oak. The top is attached with locking cam fasteners. Laminate tops are also available.

Toe Plates: A 1" D x 2-1/2" H toe sits below and slightly behind the front of the bottom shelf. Toes are constructed of hardwood plywood and attached to the side panels with steel brackets and screws. Toes are included with each bookcase - one toe with each single faced unit and two with each double faced unit.

Mobile Toe Assembly: The standard toe plate is replaced with a full toe frame on each side of a double faced unit. A steel chassis is fit to the inside of the toe assembly. Casters are bolted to the chassis with 1/4"-20 bolts and nylon insert lock nuts and the entire assembly is attached to the end panels with 5/16"-18 machine bolts. The steel chassis provides formed flanges under the toe and end panels for extra support. The casters are 2" diameter, nonlocking. The mobile bookcase sits 1/2" off the floor.

Adjustable Steel Shelves: 18 ga. steel shelves have a 1-1/4" deep triple bent edge and a 1-1/4" tall bookstop lip in the rear. Angled slots in the turned down side flanges allow the shelves to mount on 5mm adjustable shelf pins. Shelf pins have a collar that prevents them being removed without first removing the shelf. Bookcases 60" tall or taller use two fixed shelves per run. Fixed shelves are identical to adjustable shelves and are secured with 6mm euro-screws which use the same 5mm line holes as the adjustable shelf pins. Nominal 10" and 12" deep shelving uses 9" or 11" deep shelves respectively; dimension shown in following descriptions is full case depth. Shelves are finished with a durable powder coat. Standard powder coat color is black unless otherwise specified.

***leveling glides are optional.** We pre-drill hole locations in all end and intermediate panels to accept leveling glides as a standard manufacturing procedure. If leveling glides are required, you must order the glides separately.

*All pricing shown is for oak veneer.

Use of Maple or other species may incur an upcharge.

General Specifications - 31 Series Bookcases with High-Pressure Laminate End Panels

End/Intermediate Panels: All end and intermediate panels are 1" thick particle board with high-pressure laminate on both faces. All exposed edges are banded with 3mm PVC edges. The panels are bored to permit shelf adjustment on 32mm increments, (approximately 1-1/4"). The intermediate panels are machined on both faces. End panels are through bored for attachment to the steel structural frames. End and intermediate panels are undetailed.

Steel structural frames: Structural frames are welded 1" square 18 ga. steel tubing bent and welded to form a continuous frame with radiused corners and bored to accept 1/4" -20 connector bolt hardware for attachment to the end and intermediate panels. Black powder coat finish is standard. NOTE: Mobile 31 Series units use a non-radiused steel tube frame with 14 gauge steel gussets.

Top: The top panel is 1" thick particle board with a high-pressure laminate face. The front edge is banded with 3mm PVC. The top is attached with locking cam fasteners.

Toe Plates: A 1" D x 2-1/2" H toe sits below and slightly behind the front of the bottom shelf. Toes are constructed of particle board and attached to the side panels with steel brackets and screws. Toes are included with each bookcase - one toe with each single faced unit and two with each double faced unit.

General Specifications - 31 Series Bookcases with High-Pressure Laminate End Panels

End/Intermediate Panels: All end and intermediate panels are 1" thick particle board with high-pressure laminate on both faces. All exposed edges are banded with 3mm PVC edges. The panels are bored to permit shelf adjustment on 32mm increments, (approximately 1-1/4"). The intermediate panels are machined on both faces. End panels are through bored for attachment to the steel structural frames. End and intermediate panels are undetailed.

Steel structural frames: Structural frames are welded 1" square 18 ga. steel tubing bent and welded to form a continuous frame with radiused corners and bored to accept 1/4" -20 connector bolt hardware for attachment to the end and intermediate panels. Black powder coat finish is standard. NOTE: Mobile 31 Series units use a non-radiused steel tube frame with 14 gauge steel gussets.

Top: The top panel is 1" thick particle board with a high-pressure laminate face. The front edge is banded with 3mm PVC. The top is attached with locking cam fasteners.

Toe Plates: A 1" D x 2-1/2" H toe sits below and slightly behind the front of the bottom shelf. Toes are constructed of particle board and attached to the side panels with steel brackets and screws. Toes are included with each bookcase - one toe with each single faced unit and two with each double faced unit.

Mobile Toe Assembly: The standard toe plate is replaced with a full toe frame on each side of a double faced unit. A steel chassis is fit to the inside of the toe assembly. Casters are bolted to the chassis with 1/4"-20 bolts and nylon insert lock nuts and the entire assembly is attached to the end panels with 5/16"-18 machine bolts. The steel chassis provides formed flanges under the toe and end panels for extra support. The casters are 2" diameter, nonlocking. The mobile bookcase sits 1/2" off the floor.

Adjustable Steel Shelves: 18 ga. steel shelves have a 1-1/4" deep triple bent edge and a 1-1/4" tall bookstop lip in the rear. Angled slots in the turned down side flanges allow the shelves to mount on 5mm adjustable shelf pins. Shelf pins have a collar that prevents them being removed without first removing the shelf. Bookcases 60" tall or taller use two fixed shelves per run. Fixed shelves are identical to adjustable shelves and are secured with 6mm euro-screws which use the same 5mm line holes as the adjustable shelf pins. Nominal 10" and 12" deep shelving uses 9" or 11" deep shelves respectively; dimension shown in following descriptions is full case depth. Shelves are finished with a durable powder coat. Standard powder coat color is black unless otherwise specified.

***leveling glides are optional.** We pre-drill hole locations in all end and intermediate panels to accept leveling glides as a standard manufacturing procedure. If leveling glides are required, you must order the glides separately.


Mobile Toe Assembly: The standard toe plate is replaced with a full toe frame on each side of a double faced unit. A steel chassis is fit to the inside of the toe assembly. Casters are bolted to the chassis with 1/4"-20 bolts and nylon insert lock nuts and the entire assembly is attached to the end panels with 5/16"-18 machine bolts. The steel chassis provides formed flanges under the toe and end panels for extra support. The casters are 2" diameter, nonlocking. The mobile bookcase sits 1/2" off the floor.

Adjustable Steel Shelves: 18 ga. steel shelves have a 1-1/4" deep triple bent edge and a 1-1/4" tall bookstop lip in the rear. Angled slots in the turned down side flanges allow the shelves to mount on 5mm adjustable shelf pins. Shelf pins have a collar that prevents them being removed without first removing the shelf. Bookcases 60" tall or taller use two fixed shelves per run. Fixed shelves are identical to adjustable shelves and are secured with 6mm euro-screws which use the same 5mm line holes as the adjustable shelf pins. Nominal 10" and 12" deep shelving uses 9" or 11" deep shelves respectively; dimension shown in following descriptions is full case depth. Shelves are finished with a durable powder coat. Standard powder coat color is black unless otherwise specified.

***leveling glides are optional.** We pre-drill hole locations in all end and intermediate panels to accept leveling glides as a standard manufacturing procedure. If leveling glides are required, you must order the glides separately.

Design Line Oak Veneer End Panels for 31-Series Shelving

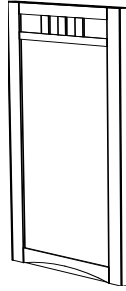
Shelving



Bookmark: A panel without any addition detail. This is the default 31-Series end panel.

Model Number Example:

31-4212 Starter
31-4212A Adder



Charleston: 2-1/2" wide oak overlay stiles and rails on a 1" thick panel. End panels 20" and wider have an applied 1/4" oak overlay rail set 4" below the top rail with (3) mullions running between it and the top rail.

Model Number Example:


38-4212 Starter
31-4212A Adder



Metro: Detailed with 1/8" deep x 1/8" wide grooves, painted black.

Model Number Example:


33-4212 Starter
31-4212A Adder



Heritage: 1/4" thick decorative solid oak mission style detail pieces are applied to the outside face. The panel and details are edged with 1/8" solid oak edgeband.

Model Number Example:


39-4212 Starter
31-4212A Adder



Twist: end panel tops are machined to an arc. The 2-1/2" diameter routed detail is routed 1/8" x 1/8" deep and painted black. The single sided panels do not receive any routed detail.

Model Number Example:

36-4212 Starter
31-4212A Adder



Malibu: Vertical edges of panel are bowed out to a maximum of an additional 3" width on each side. Detail includes top and bottom laminate inlay and 1/8" deep x 1/8" wide grooves, painted black vertical lines.

Model Number Example:

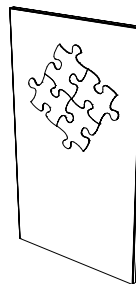
32-4212 Starter
31-4212A Adder



Lexington: 1/4" thick decorative solid oak arched rail-and-stile detail pieces are applied to the outside face. The panel and details are edged with 1/8" solid oak edgeband.

Model Number Example:

37-4212 Starter
31-4212A Adder

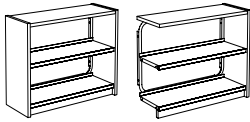


Puzzle: A Puzzle detail applique can be added to Bookmark, Malibu and Twist end panels **See page 142 for details.**

Note: Design Line end panels are not available for high-pressure laminate or melamine 31-Series bookcase models.

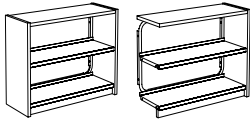
31 Series Steel Frame Construction - Standard Bookcases

Shelving



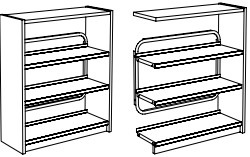
31 Series Shelving								
Single Faced Standard Units		Oak Veneer		High-Pressure Laminate		Melamine		
30" High	Description	Wgt.	Part Number	List Price	Part Number	List Price	Part Number	List Price
	30"H x 37"W x 10-1/2"D, Initial	74	31- 3010	\$809	H31- 3010	\$917	T31- 3010	\$793
	30"H x 36"W x 10-1/2"D, Adder	61	31- 3010A	\$671	H31- 3010A	\$748	T31- 3010A	\$683
	30"H x 37"W x 12-1/2"D, Initial	80	31- 3012	\$869	H31- 3012	\$917	T31- 3012	\$793
	30"H x 36"W x 12-1/2"D, Adder	65	31- 3012A	\$720	H31- 3012A	\$748	T31- 3012A	\$683

30" high single sided shelving unit includes top, toe plate, one bottom and one mid shelf.




36" High	Description	Wgt.	Part Number	List Price	Part Number	List Price	Part Number	List Price
	36"H x 37"W x 10-1/2"D, Initial	82	31- 3610	\$905	H31- 3610	\$1,039	T31- 3610	\$899
	36"H x 36"W x 10-1/2"D, Adder	69	31- 3610A	\$758	H31- 3610A	\$852	T31- 3610A	\$778
	36"H x 37"W x 12-1/2"D, Initial	88	31- 3612	\$986	H31- 3612	\$1,039	T31- 3612	\$899
	36"H x 36"W x 12-1/2"D, Adder	73	31- 3612A	\$819	H31- 3612A	\$852	T31- 3612A	\$778

36" high single sided shelving unit includes top, toe plate, one bottom and one mid shelf.




42" High	Description	Wgt.	Part Number	List Price	Part Number	List Price	Part Number	List Price
	42"H x 37"W x 10-1/2"D, Initial	90	31- 4210	\$1,003	H31- 4210	\$1,162	T31- 4210	\$1,005
	42"H x 36"W x 10-1/2"D, Adder	76	31- 4210A	\$847	H31- 4210A	\$954	T31- 4210A	\$873
	42"H x 37"W x 12-1/2"D, Initial	96	31- 4212	\$1,102	H31- 4212	\$1,162	T31- 4212	\$1,005
	42"H x 36"W x 12-1/2"D, Adder	80	31- 4212A	\$920	H31- 4212A	\$954	T31- 4212A	\$873

42" high single sided shelving unit includes top, toe plate, one bottom and two adjustable shelves.



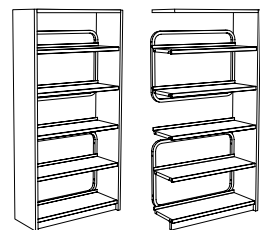
48" High	Description	Wgt.	Part Number	List Price	Part Number	List Price	Part Number	List Price
	48"H x 37"W x 10-1/2"D, Initial	92	31- 4810	\$1,053	H31- 4810	\$1,162	T31- 4810	\$1,005
	48"H x 36"W x 10-1/2"D, Adder	78	31- 4810A	\$891	H31- 4810A	\$954	T31- 4810A	\$873
	48"H x 37"W x 12-1/2"D, Initial	98	31- 4812	\$1,157	H31- 4812	\$1,162	T31- 4812	\$1,005
	48"H x 36"W x 12-1/2"D, Adder	82	31- 4812A	\$967	H31- 4812A	\$954	T31- 4812A	\$873

48" high single sided shelving unit includes top, toe plate, one bottom and two adjustable shelves.



60" High	Description	Wgt.	Part Number	List Price	Part Number	List Price	Part Number	List Price
	60"H x 37"W x 10-1/2"D, Initial	120	31- 6010	\$1,292	H31- 6010	\$1,616	T31- 6010	\$1,377
	60"H x 36"W x 10-1/2"D, Adder	96	31- 6010A	\$1,155	H31- 6010A	\$1,352	T31- 6010A	\$1,193
	60"H x 37"W x 12-1/2"D, Initial	126	31- 6012	\$1,325	H31- 6012	\$1,616	T31- 6012	\$1,377
	60"H x 36"W x 12-1/2"D, Adder	79	31- 6012A	\$1,155	H31- 6012A	\$1,352	T31- 6012A	\$1,193

60" High single sided shelving unit includes top, toe plate, one bottom and three adjustable shelves.

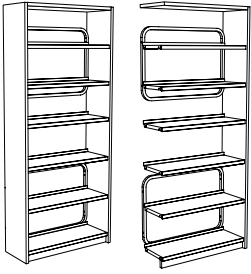


72" High	Description	Wgt.	Part Number	List Price	Part Number	List Price	Part Number	List Price
	72"H x 37"W x 10-1/2"D, Initial	134	31- 7210	\$1,529	H31- 7210	\$1,898	T31- 7210	\$1,625
	72"H x 36"W x 10-1/2"D, Adder	106	31- 7210A	\$1,256	H31- 7210A	\$1,568	T31- 7210A	\$1,394
	72"H x 37"W x 12-1/2"D, Initial	142	31- 7212	\$1,529	H31- 7212	\$1,898	T31- 7212	\$1,625
	72"H x 36"W x 12-1/2"D, Adder	110	31- 7212A	\$1,256	H31- 7212A	\$1,568	T31- 7212A	\$1,394

72" high single sided shelving unit includes top, toe plate, one bottom and four adjustable shelves.

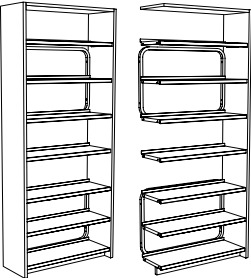
31 Series Steel Frame Construction - Standard & Picture Book Bookcases

Shelving



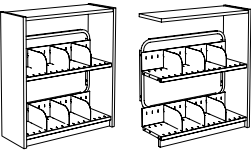
84" High	Description	Wgt.	Part Number	List Price	Part Number	List Price	Part Number	List Price
	84"H x 37"W x 10-1/2"D, Initial	154	31- 8410	\$1,719	H31- 8410	\$2,197	T31- 8410	\$1,825
	84"H x 36"W x 10-1/2"D, Adder	122	31- 8410A	\$1,394	H31- 8410A	\$1,774	T31- 8410A	\$1,550
	84"H x 37"W x 12-1/2"D, Initial	164	31- 8412	\$1,719	H31- 8412	\$2,197	T31- 8412	\$1,825
	84"H x 36"W x 12-1/2"D, Adder	127	31- 8412A	\$1,394	H31- 8412A	\$1,774	T31- 8412A	\$1,550

84" high single sided shelving unit includes top, toe plate, one bottom and five adjustable shelves.



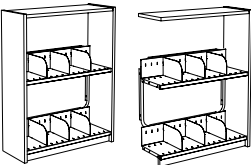
90" High	Description	Wgt.	Part Number	List Price	Part Number	List Price	Part Number	List Price
	90"H x 37"W x 10-1/2"D, Initial	176	31- 9010	\$1,855	H31- 9010	\$2,368	T31- 9010	\$1,968
	90"H x 36"W x 10-1/2"D, Adder	139	31- 9010A	\$1,371	H31- 9010A	\$2,176	T31- 9010A	\$1,902
	90"H x 37"W x 12-1/2"D, Initial	186	31- 9012	\$1,855	H31- 9012	\$2,368	T31- 9012	\$1,968
	90"H x 36"W x 12-1/2"D, Adder	144	31- 9012A	\$1,510	H31- 9012A	\$2,197	T31- 9012A	\$1,902

90" high single sided shelving unit includes top, toe plate, one bottom and six adjustable shelves.



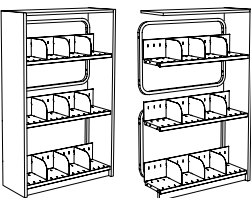
Single Faced Picture Book Display Units		Oak Veneer		High-Pressure Laminate		Melamine		
42" High	Description	Wgt.	Part Number	List Price	Part Number	List Price	Part Number	List Price
	42"H x 37"W x 10-1/2"D, Initial	110	31- 4210P	\$1,158	H31- 4210P	\$1,345	T31-4210P	\$1,165
	42"H x 36"W x 10-1/2"D, Adder	96	31- 4210PA	\$1,004	H31- 4210PA	\$1,136	T31- 4210PA	\$1,038
	42"H x 37"W x 12-1/2"D, Initial	121	31- 4212P	\$1,212	H31- 4212P	\$1,345	T31- 4212P	\$1,165
	42"H x 36"W x 12-1/2"D, Adder	105	31- 4212PA	\$1,043	H31- 4212PA	\$1,136	T31- 4212PA	\$1,038

42" high single sided picture book shelf unit includes a top, toe plate, one bottom and one adjustable shelf.



48" High	Description	Wgt.	Part Number	List Price	Part Number	List Price	Part Number	List Price
	48"H x 37"W x 10-1/2"D, Initial	112	31- 4810P	\$1,218	H31- 4810P	\$1,345	T31- 4810P	\$1,165
	48"H x 36"W x 10-1/2"D, Adder	98	31- 4810PA	\$1,055	H31- 4810PA	\$1,136	T31- 4810PA	\$1,038
	48"H x 37"W x 12-1/2"D, Initial	123	31- 4812P	\$1,275	H31- 4812P	\$1,345	T31- 4812P	\$1,165
	48"H x 36"W x 12-1/2"D, Adder	107	31- 4812PA	\$1,095	H31- 4812PA	\$1,136	T31- 4812PA	\$1,038

48" high single sided picture book shelf unit includes a top, toe plate one bottom and one adjustable shelf.

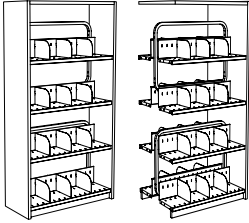


60" High	Description	Wgt.	Part Number	List Price	Part Number	List Price	Part Number	List Price
	60"H x 37"W x 10-1/2"D, Initial	140	31- 6010P	\$1,576	H31- 6010P	\$1,975	T31- 6010P	\$1,680
	60"H x 36"W x 10-1/2"D, Adder	116	31- 6010PA	\$1,364	H31- 6010PA	\$1,598	T31- 6010PA	\$1,410
	60"H x 37"W x 12-1/2"D, Initial	151	31- 6012P	\$1,598	H31- 6012P	\$2,047	T31- 6012P	\$1,743
	60"H x 36"W x 12-1/2"D, Adder	124	31- 6012PA	\$1,389	H31- 6012PA	\$1,795	T31- 6012PA	\$1,586

60" high single sided picture book shelf unit includes a top, toe plate one bottom and two adjustable shelves.

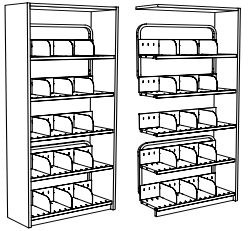
31 Series Steel Frame Construction - Picture Book & Multi-Media Display Bookcases

Shelving



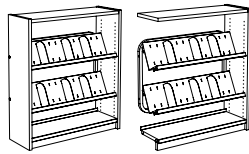
72" High	Description	Wgt.	Part Number	List Price	Part Number	List Price	Part Number	List Price
	72"H x 37"W x 10-1/2"D, Initial	158	31- 7210P	\$1,829	H31- 7210P	\$2,271	T31- 7210P	\$1,943
	72"H x 36"W x 10-1/2"D, Adder	130	31- 7210PA	\$1,600	H31- 7210PA	\$1,997	T31- 7210PA	\$1,777
	72"H x 37"W x 12-1/2"D, Initial	172	31- 7212P	\$1,898	H31- 7212P	\$2,535	T31- 7212P	\$2,167
	72"H x 36"W x 12-1/2"D, Adder	140	31- 7212PA	\$1,637	H31- 7212PA	\$2,209	T31- 7212PA	\$1,964

72" high single sided picture book shelf unit includes a top, toe plate, one bottom and three adjustable shelves.

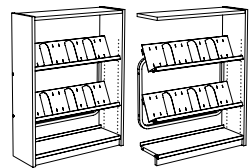


84" High	Description	Wgt.	Part Number	List Price	Part Number	List Price	Part Number	List Price
	84"H x 37"W x 10-1/2"D, Initial	182	31- 8410P	\$1,916	H31- 8410P	\$2,590	T31- 8410P	\$2,153
	84"H x 36"W x 10-1/2"D, Adder	150	31- 8410PA	\$1,684	H31- 8410PA	\$2,213	T31- 8410PA	\$1,933
	84"H x 37"W x 12-1/2"D, Initial	199	31- 8412P	\$2,029	H31- 8412P	\$2,590	T31- 8412P	\$2,153
	84"H x 36"W x 12-1/2"D, Adder	162	31- 8412PA	\$1,738	H31- 8412PA	\$2,213	T31- 8412PA	\$1,933

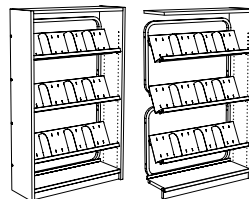
84" high single sided picture book shelf unit includes a top, toe plate, one bottom and three adjustable shelves.




Single Faced Multi-Media Display Units			Oak Veneer		High-Pressure Laminate		Melamine	
42" High	Description	Wgt.	Part Number	List Price	Part Number	List Price	Part Number	List Price
	42"H x 37"W x 10-1/2"D, Initial	102	31- 4210MM	\$1,363	H31- 4210MM	\$1,577	T31- 4210MM	\$1,368
	42"H x 36"W x 10-1/2"D, Adder	88	31- 4210MMA	\$1,208	H31- 4210MMA	\$1,365	T31- 4210MMA	\$1,247
	42"H x 37"W x 12-1/2"D, Initial	101	31- 4212MM	\$1,417	H31- 4212MM	\$1,577	T31- 4212MM	\$1,368
	42"H x 36"W x 12-1/2"D, Adder	91	31- 4212MMA	\$1,249	H31- 4212MMA	\$1,365	T31- 4212MMA	\$1,247



48" High	Description	Wgt.	Part Number	List Price	Part Number	List Price	Part Number	List Price
	48"H x 37"W x 10-1/2"D, Initial	105	31- 4810MM	\$1,424	H31- 4810MM	\$1,577	T31- 4810MM	\$1,368
	48"H x 36"W x 10-1/2"D, Adder	90	31- 4810MMA	\$1,257	H31- 4810MMA	\$1,365	T31- 4810MMA	\$1,247
	48"H x 37"W x 12-1/2"D, Initial	104	31- 4812MM	\$1,478	H31- 4812MM	\$1,577	T31- 4812MM	\$1,368
	48"H x 36"W x 12-1/2"D, Adder	93	31- 4812MMA	\$1,299	H31- 4812MMA	\$1,365	T31- 4812MMA	\$1,247



60" High	Description	Wgt.	Part Number	List Price	Part Number	List Price	Part Number	List Price
	60"H x 37"W x 10-1/2"D, Initial	140	31- 6010MM	\$1,834	H31- 6010MM	\$2,297	T31- 6010MM	\$1,954
	60"H x 36"W x 10-1/2"D, Adder	116	31- 6010MMA	\$1,618	H31- 6010MMA	\$1,897	T31- 6010MMA	\$1,675
	60"H x 37"W x 12-1/2"D, Initial	151	31- 6012MM	\$1,847	H31- 6012MM	\$2,377	T31- 6012MM	\$2,025
	60"H x 36"W x 12-1/2"D, Adder	124	31- 6012MMA	\$1,647	H31- 6012MMA	\$2,132	T31- 6012MMA	\$1,883



72" High	Description	Wgt.	Part Number	List Price	Part Number	List Price	Part Number	List Price
	72"H x 37"W x 10-1/2"D, Initial	158	31-7210MM	\$2,136	H31-7210MM	\$2,650	T31-7210MM	\$2,269
	72"H x 36"W x 10-1/2"D, Adder	130	31-7210MMA	\$1,907	H31-7210MMA	\$2,378	T31-7210MMA	\$2,114
	72"H x 37"W x 12-1/2"D, Initial	172	31- 7212MM	\$2,203	H31- 7212MM	\$2,959	T31- 7212MM	\$2,534
	72"H x 36"W x 12-1/2"D, Adder	140	31- 7212MMA	\$1,945	H31- 7212MMA	\$2,631	T31- 7212MMA	\$2,342

Prices and specifications subject to change without notice

P-31SERIESSHELIVING-220610

31 Series Steel Frame Construction - Newspaper & Magazine Display Bookcases

Shelving

Single Faced Newspaper Display Units			Oak Veneer	
60" High	Description	Wgt.	Part Number	List Price
	60"H x 37"W x 10-1/2"D, Initial	110	31-6010NS	\$1,118
	60"H x 36"W x 10-1/2"D, Adder	86	31-6010NSA	\$912
	60"H x 37"W x 12-1/2"D, Initial	116	31-6012NS	\$1,193
	60"H x 36"W x 12-1/2"D, Adder	89	31-6012NSA	\$995

72" High	Description	Wgt.	Part Number	List Price
	72"H x 37"W x 10-1/2"D, Initial	115	31-7210NS	\$1,214
	72"H x 36"W x 10-1/2"D, Adder	91	31-7210NSA	\$962
	72"H x 37"W x 12-1/2"D, Initial	122	31-7212NS	\$1,296
	72"H x 36"W x 12-1/2"D, Adder	95	31-7212NSA	\$1,046

84" High	Description	Wgt.	Part Number	List Price
	84"H x 37"W x 10-1/2"D, Initial	144	31-8410NS	\$1,320
	84"H x 36"W x 10-1/2"D, Adder	112	31-8410NSA	\$1,092
	84"H x 37"W x 12-1/2"D, Initial	156	31-8412NS	\$1,511
	84"H x 36"W x 12-1/2"D, Adder	117	31-8412NSA	\$1,227

Single Faced Magazine Display Units			Oak Veneer		High-Pressure Laminate		Melamine	
42" High	Description	Wgt.	Part Number	List Price	Part Number	List Price	Part Number	List Price
	42"H x 37"W x 10-1/2"D, Initial	84	31-4210MS	\$1,278	H31-4210MS	\$1,480	T31-4210MS	\$1,282
	42"H x 36"W x 10-1/2"D, Adder	66	31-4210MSA	\$1,124	H31-4210MSA	\$1,273	T31-4210MSA	\$1,162
	42"H x 37"W x 12-1/2"D, Initial	90	31-4212MS	\$1,331	H31-4212MS	\$1,480	T31-4212MS	\$1,282
	42"H x 36"W x 12-1/2"D, Adder	70	31-4212MSA	\$1,160	H31-4212MSA	\$1,273	T31-4212MSA	\$1,162

48" High	Description	Wgt.	Part Number	List Price	Part Number	List Price	Part Number	List Price
	48"H x 37"W x 10-1/2"D, Initial	89	31-4810MS	\$1,327	H31-4810MS	\$1,480	T31-4810MS	\$1,268
	48"H x 36"W x 10-1/2"D, Adder	69	31-4810MSA	\$1,165	H31-4810MSA	\$1,273	T31-4810MSA	\$1,144
	48"H x 37"W x 12-1/2"D, Initial	98	31-4812MS	\$1,386	H31-4812MS	\$1,480	T31-4812MS	\$1,268
	48"H x 36"W x 12-1/2"D, Adder	74	31-4812MSA	\$1,204	H31-4812MSA	\$1,273	T31-4812MSA	\$1,144

60" High	Description	Wgt.	Part Number	List Price	Part Number	List Price	Part Number	List Price
	60"H x 37"W x 10-1/2"D, Initial	122	31-6010MS	\$1,622	H31-6010MS	\$2,030	T31-6010MS	\$1,732
	60"H x 36"W x 10-1/2"D, Adder	94	31-6010MSA	\$1,408	H31-6010MSA	\$1,650	T31-6010MSA	\$1,457
	60"H x 37"W x 12-1/2"D, Initial	130	31-6012MS	\$1,643	H31-6012MS	\$2,103	T31-6012MS	\$1,790
	60"H x 36"W x 12-1/2"D, Adder	98	31-6012MSA	\$1,434	H31-6012MSA	\$1,853	T31-6012MSA	\$1,637

72" High	Description	Wgt.	Part Number	List Price	Part Number	List Price	Part Number	List Price
	72"H x 37"W x 10-1/2"D, Initial	122	31-7210MS	\$1,931	H31-7210MS	\$2,398	T31-7210MS	\$2,050
	72"H x 36"W x 10-1/2"D, Adder	94	31-7210MSA	\$1,700	H31-7210MSA	\$2,122	T31-7210MSA	\$1,887
	72"H x 37"W x 12-1/2"D, Initial	130	31-7212MS	\$2,003	H31-7212MS	\$2,677	T31-7212MS	\$2,291
	72"H x 36"W x 12-1/2"D, Adder	98	31-7212MSA	\$1,743	H31-7212MSA	\$2,347	T31-7212MSA	\$2,088

84" High	Description	Wgt.	Part Number	List Price	Part Number	List Price	Part Number	List Price
	84"H x 37"W x 10-1/2"D, Initial	122	31-8410MS	\$1,953	H31-8410MS	\$2,495	T31-8410MS	\$2,073
	84"H x 36"W x 10-1/2"D, Adder	94	31-8410MSA	\$1,719	H31-8410MSA	\$2,189	T31-8410MSA	\$1,912
	84"H x 37"W x 12-1/2"D, Initial	130	31-8412MS	\$2,067	H31-8412MS	\$2,636	T31-8412MS	\$2,188
	84"H x 36"W x 12-1/2"D, Adder	98	31-8412MSA	\$1,774	H31-8412MSA	\$2,260	T31-8412MSA	\$1,973

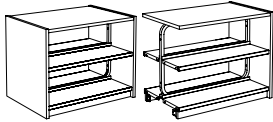
31 Series Steel Frame Construction - Multimedia & Double Sided Standard Bookcases

Shelving



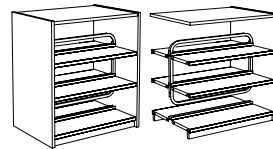
Double Faced Standard Units		Oak Veneer			High-Pressure Laminate		Melamine	
30" High	Description	Wgt.	Part Number	List Price	Part Number	List Price	Part Number	List Price
	30"H x 37"W x 20"D, Initial	124	31-3020	\$1,344	H31-3020	\$1,724	T31-3020	\$1,471
	30"H x 36"W x 20"D, Adder	102	31-3020A	\$1,105	H31-3020A	\$1,488	T31-3020A	\$1,315
	30"H x 37"W x 24"D, Initial	148	31-3024	\$1,471	H31-3024	\$1,724	T31-3024	\$1,471
	30"H x 36"W x 24"D, Adder	123	31-3024A	\$1,204	H31-3024A	\$1,488	T31-3024A	\$1,315

30" high double sided shelving unit includes top, two toe plates, two bottom and two adjustable shelves.



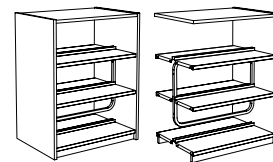
36" High	Description	Wgt.	Part Number	List Price	Part Number	List Price	Part Number	List Price
	36"H x 37"W x 20"D, Initial	142	31-3620	\$1,547	H31-3620	\$1,814	T31-3620	\$1,557
	36"H x 36"W x 20"D, Adder	116	31-3620A	\$1,206	H31-3620A	\$1,525	T31-3620A	\$1,372
	36"H x 37"W x 20"D, Initial Mobile	154	31-3620-MOB	\$1,815	H31-3620-MOB	\$2,097	T31-3620-MOB	\$1,840
	36"H x 36"W x 20"D, Adder Mobile	128	31-3620A-MOB	\$1,474	H31-3620A-MOB	\$1,808	T31-3620A-MOB	\$1,655
	36"H x 37"W x 24"D, Initial	160	31-3624	\$1,688	H31-3624	\$1,814	T31-3624	\$1,557
	36"H x 36"W x 24"D, Adder	130	31-3624A	\$1,312	H31-3624A	\$1,525	T31-3624A	\$1,372
	36"H x 37"W x 24"D, Initial Mobile	172	31-3624-MOB	\$1,955	H31-3624-MOB	\$2,097	T31-3624-MOB	\$1,840
	36"H x 36"W x 24"D, Adder Mobile	142	31-3624A-MOB	\$1,579	H31-3624A-MOB	\$1,808	T31-3624A-MOB	\$1,655

36" high double sided shelving unit includes top, two toe plates, two bottom and two adjustable shelves.



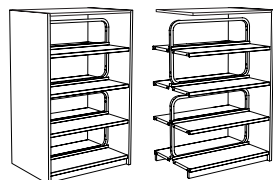
42" High	Description	Wgt.	Part Number	List Price	Part Number	List Price	Part Number	List Price
	42"H x 37"W x 20"D, Initial	160	31-4220	\$1,747	H31-4220	\$1,903	T31-4220	\$1,646
	42"H x 36"W x 20"D, Adder	129	31-4220A	\$1,304	H31-4220A	\$1,564	T31-4220A	\$1,428
	42"H x 37"W x 20"D, Initial Mobile	172	31-4220-MOB	\$2,025	H31-4220-MOB	\$2,184	T31-4220-MOB	\$1,928
	42"H x 36"W x 20"D, Adder Mobile	141	31-4220A-MOB	\$1,536	H31-4220A-MOB	\$1,847	T31-4220A-MOB	\$1,711
	42"H x 37"W x 24"D, Initial	172	31-4224	\$1,902	H31-4224	\$1,903	T31-4224	\$1,646
	42"H x 36"W x 24"D, Adder	137	31-4224A	\$1,417	H31-4224A	\$1,564	T31-4224A	\$1,428
	42"H x 37"W x 24"D, Initial Mobile	184	31-4224-MOB	\$2,175	H31-4224-MOB	\$2,184	T31-4224-MOB	\$1,928
	42"H x 37"W x 24"D, Adder Mobile	149	31-4224A-MOB	\$1,650	H31-4224A-MOB	\$1,847	T31-4224A-MOB	\$1,711

42" high double sided shelving unit includes top, two toe plates, two bottom and four adjustable shelves.



48" High	Description	Wgt.	Part Number	List Price	Part Number	List Price	Part Number	List Price
	48"H x 37"W x 20"D, Initial	164	31-4820	\$1,837	H31-4820	\$1,903	T31-4820	\$1,646
	48"H x 36"W x 20"D, Adder	132	31-4820A	\$1,372	H31-4820A	\$1,564	T31-4820A	\$1,428
	48"H x 37"W x 20"D, Initial Mobile	176	31-4820-MOB	\$2,112	H31-4820-MOB	\$2,184	T31-4820-MOB	\$1,928
	48"H x 36"W x 20"D, Adder Mobile	144	31-4820A-MOB	\$1,604	H31-4820A-MOB	\$1,847	T31-4820A-MOB	\$1,711
	48"H x 37"W x 24"D, Initial	176	31-4824	\$1,998	H31-4824	\$1,903	T31-4824	\$1,646
	48"H x 36"W x 24"D, Adder	140	31-4824A	\$1,491	H31-4824A	\$1,564	T31-4824A	\$1,428
	48"H x 37"W x 24"D, Initial Mobile	188	31-4824-MOB	\$2,271	H31-4824-MOB	\$2,184	T31-4824-MOB	\$1,928
	48"H x 36"W x 24"D, Adder Mobile	152	31-4824A-MOB	\$1,722	H31-4824A-MOB	\$1,847	T31-4824A-MOB	\$1,711

48" high double sided shelving unit includes top, two toe plates, two bottom and four adjustable shelves.

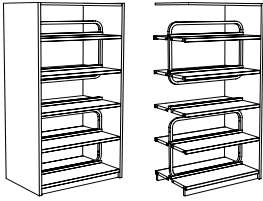


60" High	Description	Wgt.	Part Number	List Price	Part Number	List Price	Part Number	List Price
	60"H x 37"W x 20"D, Initial		31-6020	\$2,246	H31-6020	\$2,884	T31-6020	\$2,454
	60"H x 36"W x 20"D, Adder		31-6020A	\$1,790	H31-6020A	\$2,411	T31-6020A	\$2,131
	60"H x 37"W x 24"D, Initial		31-6024	\$2,457	H31-6024	\$2,884	T31-6024	\$2,454
	60"H x 36"W x 24"D, Adder		31-6024A	\$2,003	H31-6024A	\$2,411	T31-6024A	\$2,131

60" high double sided shelving unit includes top, two toe plates, two bottom and six adjustable shelves.

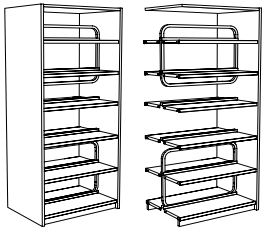
31 Series Steel Frame Construction - Double Sided Standard & Picture Book Bookcases

Shelving



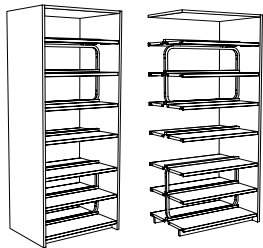
72" High	Description	Wgt.	Part Number	List Price	Part Number	List Price	Part Number	List Price
	72"H x 37"W x 20"D, Initial	206	31-7220	\$2,531	H31-7220	\$3,445	T31-7220	\$2,953
	72"H x 36"W x 20"D, Adder	172	31-7220A	\$2,047	H31-7220A	\$2,846	T31-7220A	\$2,532
	72"H x 37"W x 24"D, Initial	220	31-7224	\$2,826	H31-7224	\$3,445	T31-7224	\$2,953
	72"H x 36"W x 24"D, Adder	179	31-7224A	\$2,269	H31-7224A	\$2,846	T31-7224A	\$2,532

72" high double sided shelving unit includes top, two toe plates, two bottom and eight adjustable shelves.



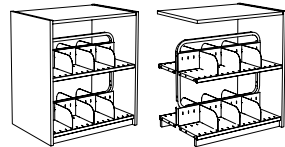
84" High	Description	Wgt.	Part Number	List Price	Part Number	List Price	Part Number	List Price
	84"H x 37"W x 20"D, Initial	241	31-8420	\$2,749	H31-8420	\$4,138	T31-8420	\$3,436
	84"H x 36"W x 20"D, Adder	192	31-8420A	\$2,266	H31-8420A	\$3,343	T31-8420A	\$2,920
	84"H x 37"W x 24"D, Initial	257	31-8424	\$3,112	H31-8424	\$4,138	T31-8424	\$3,436
	84"H x 36"W x 24"D, Adder	199	31-8424A	\$2,495	H31-8424A	\$3,343	T31-8424A	\$2,920

84" high double sided shelving unit includes top, two toe plates, two bottom and ten adjustable shelves.



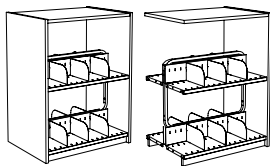
90" High	Description	Wgt.	Part Number	List Price	Part Number	List Price	Part Number	List Price
	90"H x 37"W x 20"D, Initial	325	31-9020	\$2,934	H31-9020	\$4,418	T31-9020	\$3,670
	90"H x 36"W x 20"D, Adder	258	31-9020A	\$2,414	H31-9020A	\$3,569	T31-9020A	\$3,118
	90"H x 37"W x 24"D, Initial	342	31-9024	\$3,322	H31-9024	\$4,418	T31-9024	\$3,670
	90"H x 36"W x 24"D, Adder	266	31-9024A	\$2,665	H31-9024A	\$3,569	T31-9024A	\$3,118

90" high double sided shelving unit includes top, two toe plates, two bottom and ten adjustable shelves.



Double Faced Picture Book Display Units			Oak Veneer		High-Pressure Laminate		Melamine	
42" High	Description	Wgt.	Part Number	List Price	Part Number	List Price	Part Number	List Price
	42"H x 37"W x 20"D, Initial	184	31-4220P	\$2,068	H31-4220P	\$2,249	T31-4220P	\$1,947
	42"H x 36"W x 20"D, Adder	153	31-4220PA	\$1,633	H31-4220PA	\$1,957	T31-4220PA	\$1,788
	42"H x 37"W x 20"D, Initial Mobile	196	31-4220P-MOB	\$2,343	H31-4220P-MOB	\$2,533	T31-4220P-MOB	\$2,227
	42"H x 36"W x 20"D, Adder Mobile	165	31-4220PA-MOB	\$1,865	H31-4220PA-MOB	\$2,238	T31-4220PA-MOB	\$2,073
	42"H x 37"W x 24"D, Initial	202	31-4224P	\$2,140	H31-4224P	\$2,249	T31-4224P	\$1,947
	42"H x 36"W x 24"D, Adder	167	31-4224PA	\$1,669	H31-4224PA	\$1,957	T31-4224PA	\$1,788
	42"H x 37"W x 24"D, Initial Mobile	214	31-4224P-MOB	\$2,415	H31-4224P-MOB	\$2,533	T31-4224P-MOB	\$2,229
	42"H x 36"W x 24"D, Adder Mobile	179	31-4224PA-MOB	\$1,902	H31-4224PA-MOB	\$2,238	T31-4224PA-MOB	\$2,073

42" high double sided picture book shelf unit includes top, two toe plates, two bottom and two adjustable shelves.

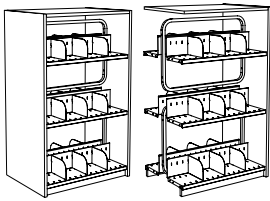


48" High	Description	Wgt.	Part Number	List Price	Part Number	List Price	Part Number	List Price
	48"H x 37"W x 20"D, Initial	188	31-4820P	\$2,168	H31-4820P	\$2,249	T31-4820P	\$1,947
	48"H x 36"W x 20"D, Adder	157	31-4820PA	\$1,715	H31-4820PA	\$1,957	T31-4820PA	\$1,788
	48"H x 37"W x 20"D, Initial Mobile	200	31-4820P-MOB	\$2,448	H31-4820P-MOB	\$2,533	T31-4820P-MOB	\$2,227
	48"H x 36"W x 20"D, Adder Mobile	169	31-4820PA-MOB	\$2,448	H31-4820PA-MOB	\$2,238	T31-4820PA-MOB	\$2,073
	48"H x 37"W x 24"D, Initial	207	31-4824P	\$2,247	H31-4824P	\$2,249	T31-4824P	\$1,947
	48"H x 36"W x 24"D, Adder	171	31-4824PA	\$1,755	H31-4824PA	\$1,957	T31-4824PA	\$1,788
	48"H x 37"W x 24"D, Mobile	219	31-4824P-MOB	\$2,525	H31-4824P-MOB	\$2,533	T31-4824P-MOB	\$2,227
	48"H x 36"W x 24"D, Mobile	183	31-4824PA-MOB	\$1,986	H31-4824PA-MOB	\$2,238	T31-4824PA-MOB	\$2,073

48" high double sided picture book shelf unit includes top, two toe plates, two bottom and two adjustable shelves.

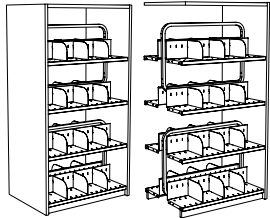
31 Series Steel Frame Construction - Double Sided Picture Book & Multi-Media Bookcases

Shelving



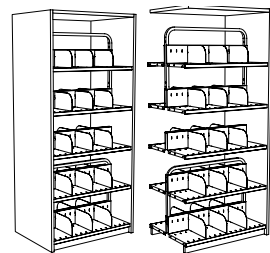
60" High	Description	Wgt.	Part Number	List Price	Part Number	List Price	Part Number	List Price
	60"H x 37"W x 20"D, Initial	246	31-6020P	\$2,918	H31-6020P	\$3,748	T31-6020P	\$3,191
	60"H x 36"W x 20"D, Adder	216	31-6020PA	\$2,478	H31-6020PA	\$3,338	T31-6020PA	\$2,948
	60"H x 37"W x 24"D, Initial	270	31-6024P	\$2,999	H31-6024P	\$3,748	T31-6024P	\$3,191
	60"H x 36"W x 24"D, Adder	222	31-6024PA	\$2,553	H31-6024PA	\$3,338	T31-6024PA	\$2,948

60" high double sided picture book shelf unit includes top, two toe plates, two bottom and four adjustable shelves.



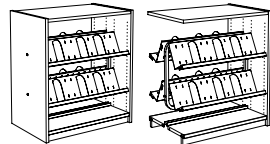
72" High	Description	Wgt.	Part Number	List Price	Part Number	List Price	Part Number	List Price
	72"H x 37"W x 20"D, Initial	184	31-7220P	\$3,450	H31-7220P	\$4,704	T31-7220P	\$4,028
	72"H x 36"W x 20"D, Adder	153	31-7220PA	\$2,980	H31-7220PA	\$4,147	T31-7220PA	\$3,685
	72"H x 37"W x 24"D, Initial	202	31-7224P	\$3,587	H31-7224P	\$4,704	T31-7224P	\$4,028
	72"H x 36"W x 24"D, Adder	167	31-7224PA	\$3,048	H31-7224PA	\$4,147	T31-7224PA	\$3,685

72" high double sided picture book shelf unit includes top, two toe plates, two bottom and six adjustable shelves.

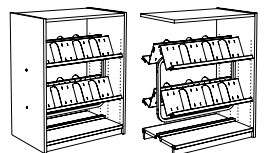


84" High	Description	Wgt.	Part Number	List Price	Part Number	List Price	Part Number	List Price
	84"H x 37"W x 20"D, Initial	188	31-8420P	\$3,643	H31-8420P	\$5,482	T31-8420P	\$4,553
	84"H x 36"W x 20"D, Adder	157	31-8420PA	\$3,166	H31-8420PA	\$4,672	T31-8420PA	\$4,082
	84"H x 37"W x 24"D, Initial	207	31-8424P	\$3,823	H31-8424P	\$5,482	T31-8424P	\$4,553
	84"H x 36"W x 24"D, Adder	171	31-8424PA	\$3,227	H31-8424PA	\$4,672	T31-8424PA	\$4,082

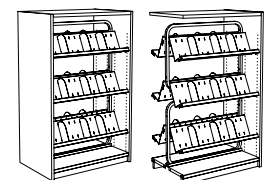
84" high double sided picture book shelf unit includes a top, two toe plates two bottom and eight adjustable shelves.



Double Faced Multi-Media Display Units			Oak Veneer	High-Pressure Laminate		Melamine		
42" High	Description	Wgt.	Part Number	List Price	Part Number	List Price	Part Number	List Price
	42"H x 37"W x 20"D, Initial	184	31-4220MM	\$2,476	H31-4220MM	\$2,694	T31-4220MM	\$2,331
	42"H x 36"W x 20"D, Adder	153	31-4220MMA	\$2,042	H31-4220MMA	\$2,450	T31-4220MMA	\$2,236
	42"H x 37"W x 24"D, Initial	202	31-4224MM	\$2,550	H31-4224MM	\$2,694	T31-4224MM	\$2,331
	42"H x 36"W x 24"D, Adder	167	31-4224MMA	\$2,076	H31-4224MMA	\$2,536	T31-4224MMA	\$2,236



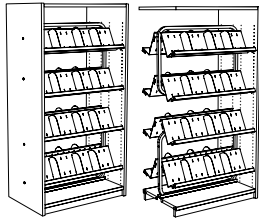
48" High	Description	Wgt.	Part Number	List Price	Part Number	List Price	Part Number	List Price
	48"H x 37"W x 20"D, Initial	188	31-4820MM	\$2,578	H31-4820MM	\$3,157	T31-4820MM	\$2,309
	48"H x 36"W x 20"D, Adder	157	31-4820MMA	\$2,122	H31-4820MMA	\$3,031	T31-4820MMA	\$2,211
	48"H x 37"W x 24"D, Initial	207	31-4824MM	\$2,655	H31-4824MM	\$3,157	T31-4824MM	\$2,309
	48"H x 36"W x 24"D, Adder	171	31-4824MMA	\$2,162	H31-4824MMA	\$3,031	T31-4824MMA	\$2,211



60" High	Description	Wgt.	Part Number	List Price	Part Number	List Price	Part Number	List Price
	60"H x 37"W x 20"D, Initial	246	31-6020MM	\$3,531	H31-6020MM	\$4,534	T31-6020MM	\$3,862
	60"H x 36"W x 20"D, Adder	216	31-6020MMA	\$3,092	H31-6020MMA	\$4,164	T31-6020MMA	\$3,676
	60"H x 37"W x 24"D, Initial	270	31-6024MM	\$3,611	H31-6024MM	\$4,534	T31-6024MM	\$3,862
	60"H x 36"W x 24"D, Adder	222	31-6024MMA	\$2,732	H31-6024MMA	\$4,164	T31-6024MMA	\$3,676

31 Series Steel Frame Construction - Double Sided Multi-Media & Magazine Display Bookcases

Shelving



72" High	Description	Wgt.	Part Number	List Price	Part Number	List Price	Part Number	List Price
	72"H x 37"W x 20"D, Initial	289	31-7220MM	\$4,267	H31-7220MM	\$5,815	T31-7220MM	\$4,980
	72"H x 36"W x 20"D, Adder	240	31-7220MMA	\$3,797	H31-7220MMA	\$5,282	T31-7220MMA	\$4,691
	72"H x 37"W x 24"D, Initial	317	31-7224MM	\$4,404	H31-7224MM	\$5,815	T31-7224MM	\$4,980
	72"H x 36"W x 24"D, Adder	259	31-7224MMA	\$3,865	H31-7224MMA	\$5,282	T31-7224MMA	\$4,691

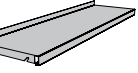


Double Faced Magazine Display Units			Oak Veneer	High-Pressure Laminate	Melamine			
42" High	Description	Wgt.	Part Number	List Price	Part Number	List Price	Part Number	List Price
	42"H x 37"W x 20"D, Initial	148	31-4220MS	\$2,304	H31-4220MS	\$2,509	T31-4220MS	\$2,167
	42"H x 36"W x 20"D, Adder	117	31-4220MSA	\$1,871	H31-4220MSA	\$2,242	T31-4220MSA	\$2,048
	42"H x 37"W x 20"D, Mobile	160	31-4220MS-MOB	\$2,580	H31-4220MS-MOB	\$2,790	T31-4220MS-MOB	\$2,451
	42"H x 37"W x 24"D, Initial	160	31-4224MS	\$2,377	H31-4224MS	\$2,509	T31-4224MS	\$2,167
	42"H x 36"W x 24"D, Adder	125	31-4224MSA	\$1,906	H31-4224MSA	\$2,242	T31-4224MSA	\$2,048
	42"H x 37"W x 24"D, Mobile	172	31-4224MS-MOB	\$2,653	H31-4224MS-MOB	\$2,790	T31-4224MS-MOB	\$2,451
48" High	Description	Wgt.	Part Number	List Price	Part Number	List Price	Part Number	List Price
	48"H x 37"W x 20"D, Initial	158	31-4820MS	\$2,389	H31-4820MS	\$2,509	T31-4820MS	\$2,167
	48"H x 36"W x 20"D, Adder	122	31-4820MSA	\$1,935	H31-4820MSA	\$2,242	T31-4820MSA	\$2,048
	48"H x 37"W x 20"D, Mobile	170	31-4820MS-MOB	\$2,667	H31-4820MS-MOB	\$2,790	T31-4820MS-MOB	\$2,451
	48"H x 37"W x 24"D, Initial	176	31-4824MS	\$2,472	H31-4824MS	\$2,509	T31-4824MS	\$2,167
	48"H x 36"W x 24"D, Adder	133	31-4824MSA	\$1,976	H31-4824MSA	\$2,242	T31-4824MSA	\$2,048
	48"H x 37"W x 24"D, Mobil	188	31-4824MS-MOB	\$2,473	H31-4824MS-MOB	\$2,790	T31-4824MS-MOB	\$2,451
60" High	Description	Wgt.	Part Number	List Price	Part Number	List Price	Part Number	List Price
	60"H x 37"W x 20"D, Initial	176	31-6020MS	\$3,007	H31-6020MS	\$3,863	T31-6020MS	\$3,290
	60"H x 36"W x 20"D, Adder	135	31-6020MSA	\$2,566	H31-6020MSA	\$3,462	T31-6020MSA	\$3,056
	60"H x 37"W x 24"D, Initial	190	31-6024MS	\$3,086	H31-6024MS	\$3,863	T31-6024MS	\$3,290
	60"H x 36"W x 24"D, Adder	142	31-6024MSA	\$2,643	H31-6024MSA	\$3,462	T31-6024MSA	\$3,056
72" High	Description	Wgt.	Part Number	List Price	Part Number	List Price	Part Number	List Price
	72"H x 37"W x 20"D, Initial	206	31-7220MS	\$3,657	H31-7220MS	\$4,985	T31-7220MS	\$4,269
	72"H x 36"W x 20"D, Adder	172	31-7220MSA	\$3,185	H31-7220MSA	\$4,430	T31-7220MSA	\$3,939
	72"H x 37"W x 24"D, Initial	220	31-7224MS	\$3,797	H31-7224MS	\$4,985	T31-7224MS	\$4,269
	72"H x 36"W x 24"D, Adder	179	31-7224MSA	\$3,254	H31-7224MSA	\$4,430	T31-7224MSA	\$3,939
84" High	Description	Wgt.	Part Number	List Price	Part Number	List Price	Part Number	List Price
	84"H x 37"W x 20"D, Initial	241	31-8420MS	\$3,714	H31-8420MS	\$5,590	T31-8420MS	\$4,642
	84"H x 36"W x 20"D, Adder	192	31-8420MSA	\$3,238	H31-8420MSA	\$4,778	T31-8420MSA	\$4,175
	84"H x 37"W x 24"D, Initial	257	31-8424MS	\$3,895	H31-8424MS	\$5,590	T31-8424MS	\$4,642
	84"H x 36"W x 24"D, Adder	199	31-8424MSA	\$3,296	H31-8424MSA	\$4,778	T31-8424MSA	\$4,175

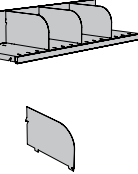
31-Series Accessories

Shelving

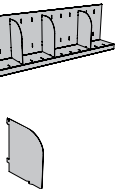
31 Series Individual Adjustable Steel Shelves


Bookcase	Model Number	Description	Wgt.	List Price
	SB321-10SH	10"D X 34-15/16"W Flat Steel Bookcase Shelf	9	\$125
	SB321-12SH	12"D X 34-15/16"W Flat Steel Bookcase Shelf	10	\$136

Magazine Display	Model Number	Description	Wgt.	List Price
	S21-12SH-MAG	Magazine, 12"D X 35"W	11	190

Picture Book	Model Number	Description	Wgt.	List Price
	S321-10SH-PB	10" 31, 21, 11 Series Steel Picture Book Shelf	16	\$255
	S321-12SH-PB	12" 31, 21, 11 Series Steel Picture Book Shelf	17	\$229
	S321-10SH-PB-DIV	10" 31, 21, 11 Series Steel Picture Book Divider	0.5	\$27
	S321-12SH-PB-DIV	12" 31, 21, 11 Series Steel Picture Book Divider	0.5	\$24

Brower Bins	Model Number	Description	Wgt.	List Price
	S321-12SH-BB	12" 31, 21, 11 Series Steel Brower Bins shelf		\$265

Multi-Media Display	Model Number	Description	Wgt.	List Price
	31-10SH-MM	10" 31 Series steel multi-media shelf		\$389
	31-12SH-MM	12" 31 Series steel multi-media shelf		\$397
	31-10SH-MM-DIV	10" 31 Series steel MM divider		\$27
	31-12SH-MM-DIV	12" 31 Series steel MM divider		\$27

Sliding Book Support	Model Number	Description	Wgt.	List Price
	21-BS10	10"L x 4:H Sliding Book Support for standard steel shelves	0.5	\$35

Tops for 31-series Bookcases				
Top-Single Faced Unit	Model Number	Description	Wgt.	List Price
	31-STP10	10"D x 36"W		\$196
	31-STP12	12"D x 36"W		\$207

Top-Double Faced Unit	Model Number	Description	Wgt.	List Price
	31-DTP10	20"D x 36"W		\$277
	31-DTP12	24"D x 36"W		\$299

Optional leveling Glides	Model Number	Description	Wgt.	List Price
	31-LK	Set of 2 leveling glides		\$14

Wall Mounting Brackets for Single Faced Shelf Units	Model Number	Description	Wgt.	List Price
	31-SFMB	Set of 2 mounting brackets		\$43