

# MILESTONE T-BASE

## Tables

### General Specifications

**Table Top:** Table tops are 1-1/4" thick, three-ply 45# particleboard construction with .050" high-pressure laminate top surface and a .030" phenolic backer. Square corners on banded tops have a 1/8" radius. Rounded corners on all tops have a 2" radius.

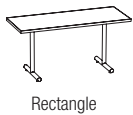
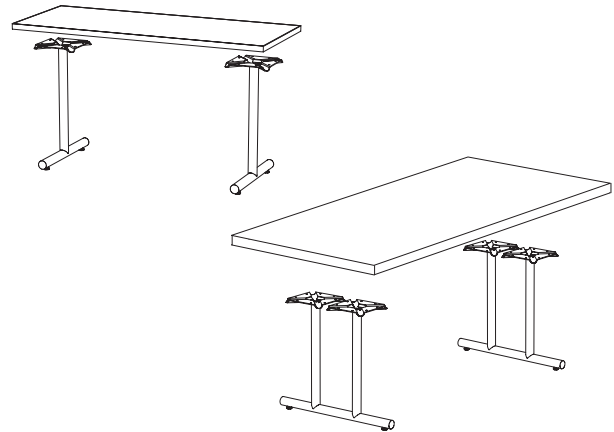
**Table Bases:** All table bases are supplied with 1" diameter leveling glides.

**T-Base - Single Column and Double Column:** 13 gauge, 2" diameter column and mainbar, 11 gauge stamped steel mounting plate, 10"x10"(or 12"x12" for single column bases with mainbars over 30"W).

**Folding base mechanism:** Nylon injection molded body with an extruded aluminum mechanism is bolted to leg frame via a threaded insert. Mechanism is attached to the underside of worksurface using a 1" #12 wood screws.

**Flip-top mechanism:** Two-part steel mechanism is joined via a pivot system. Upper component attaches to underside of worksurface using 1" #12 wood screws. Lower component bolts to leg frame via a threaded insert.

**Finishes:** See mediatechnologies Finish and Color Guide at mediatechnologies.com



Rectangle



C 3MM PVC EDGES

**Required to order:** Model # including options if applicable

- HPL selection
- PVC selection (if applicable)
- wood edges finish (if applicable)
- powder coat selection

### Rectangular Tables

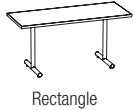
| Model Number         | Description                         | List Price | Model Number                       | List Price | Model Number                       | List Price | Model Number                                 | List Price |
|----------------------|-------------------------------------|------------|------------------------------------|------------|------------------------------------|------------|--|------------|
| <b>3mm PVC Edges</b> |                                     |            | <b>3mm PVC Edges and 2 casters</b> |            | <b>3mm PVC Edges and 4 casters</b> |            | <b>3mm PVC Edges, Flip-top and 4 casters</b> |            |
| MT22-C2436-29        | 24"W x 36"L x 29"H, (2) 22" T Bases | \$812      | MT22-C2436-29-2C                   | \$852      | MT22-C2436-29-4C                   | \$894      | MT22-C2436-FT-29-4C                          | \$1,453    |
| MT22-C2448-29        | 24"W x 48"L x 29"H, (2) 22" T Bases | \$871      | MT22-C2448-29-2C                   | \$911      | MT22-C2448-29-4C                   | \$953      | MT22-C2448-FT-29-4C                          | \$1,512    |
| MT22-C2460-29        | 24"W x 60"L x 29"H, (2) 22" T Bases | \$915      | MT22-C2460-29-2C                   | \$955      | MT22-C2460-29-4C                   | \$997      | MT22-C2460-FT-29-4C                          | \$1,556    |
| MT22-C2472-29        | 24"W x 72"L x 29"H, (2) 22" T Bases | \$1,004    | MT22-C2472-29-2C                   | \$1,044    | MT22-C2472-29-4C                   | \$1,086    | MT22-C2472-FT-29-4C                          | \$1,715    |
| MT22-C2484-29        | 24"W x 84"L x 29"H, (2) 22" T Bases | \$1,197    | MT22-C2484-29-2C                   | \$1,237    | MT22-C2484-29-4C                   | \$1,279    | MT22-C2484-FT-29-4C                          | \$1,909    |
| MT22-C2496-29        | 24"W x 96"L x 29"H, (2) 22" T Bases | \$1,197    | MT22-C2496-29-2C                   | \$1,237    | MT22-C2496-29-4C                   | \$1,279    | MT22-C2496-FT-29-4C                          | \$1,909    |
| MT22-C2436-36        | 24"W x 36"L x 36"H, (2) 22" T Bases | \$977      | MT22-C2436-36-2C                   | \$1,017    | MT22-C2436-36-4C                   | \$1,059    | MT22-C2436-FT-36-4C                          | \$1,618    |
| MT22-C2448-36        | 24"W x 48"L x 36"H, (2) 22" T Bases | \$1,036    | MT22-C2448-36-2C                   | \$1,076    | MT22-C2448-36-4C                   | \$1,118    | MT22-C2448-FT-36-4C                          | \$1,677    |
| MT22-C2460-36        | 24"W x 60"L x 36"H, (2) 22" T Bases | \$1,080    | MT22-C2460-36-2C                   | \$1,120    | MT22-C2460-36-4C                   | \$1,163    | MT22-C2460-FT-36-4C                          | \$1,722    |
| MT22-C2472-36        | 24"W x 72"L x 36"H, (2) 22" T Bases | \$1,169    | MT22-C2472-36-2C                   | \$1,209    | MT22-C2472-36-4C                   | \$1,251    | MT22-C2472-FT-36-4C                          | \$1,880    |
| MT22-C2484-36        | 24"W x 84"L x 36"H, (2) 22" T Bases | \$1,363    | MT22-C2484-36-2C                   | \$1,403    | MT22-C2484-36-4C                   | \$1,445    | MT22-C2484-FT-36-4C                          | \$2,074    |
| MT22-C2496-36        | 24"W x 96"L x 36"H, (2) 22" T Bases | \$1,363    | MT22-C2496-36-2C                   | \$1,403    | MT22-C2496-36-4C                   | \$1,445    | MT22-C2496-FT-36-4C                          | \$2,074    |
| MT22-C2436-42        | 24"W x 36"L x 42"H, (2) 22" T Bases | \$977      | MT22-C2436-42-2C                   | \$1,017    | MT22-C2436-42-4C                   | \$1,059    | MT22-C2436-FT-42-4C                          | \$1,618    |
| MT22-C2448-42        | 24"W x 48"L x 42"H, (2) 22" T Bases | \$1,036    | MT22-C2448-42-2C                   | \$1,076    | MT22-C2448-42-4C                   | \$1,118    | MT22-C2448-FT-42-4C                          | \$1,677    |
| MT22-C2460-42        | 24"W x 60"L x 42"H, (2) 22" T Bases | \$1,080    | MT22-C2460-42-2C                   | \$1,120    | MT22-C2460-42-4C                   | \$1,163    | MT22-C2460-FT-42-4C                          | \$1,722    |
| MT22-C2472-42        | 24"W x 72"L x 42"H, (2) 22" T Bases | \$1,169    | MT22-C2472-42-2C                   | \$1,209    | MT22-C2472-42-4C                   | \$1,251    | MT22-C2472-FT-42-4C                          | \$1,880    |
| MT22-C2484-42        | 24"W x 84"L x 42"H, (2) 22" T Bases | \$1,363    | MT22-C2484-42-2C                   | \$1,403    | MT22-C2484-42-4C                   | \$1,445    | MT22-C2484-FT-42-4C                          | \$2,074    |
| MT22-C2496-42        | 24"W x 96"L x 42"H, (2) 22" T Bases | \$1,363    | MT22-C2496-42-2C                   | \$1,403    | MT22-C2496-42-4C                   | \$1,445    | MT22-C2496-FT-42-4C                          | \$2,074    |
| MT26-C3036-29        | 30"W x 36"L x 29"H, (2) 26" T Bases | \$868      | MT26-C3036-29-2C                   | \$908      | MT26-C3036-29-4C                   | \$950      | MT26-C3036-FT-29-4C                          | \$1,509    |
| MT26-C3048-29        | 30"W x 48"L x 29"H, (2) 26" T Bases | \$939      | MT26-C3048-29-2C                   | \$979      | MT26-C3048-29-4C                   | \$1,022    | MT26-C3048-FT-29-4C                          | \$1,580    |
| MT26-C3060-29        | 30"W x 60"L x 29"H, (2) 26" T Bases | \$986      | MT26-C3060-29-2C                   | \$1,026    | MT26-C3060-29-4C                   | \$1,068    | MT26-C3060-FT-29-4C                          | \$1,627    |
| MT26-C3072-29        | 30"W x 72"L x 29"H, (2) 26" T Bases | \$1,052    | MT26-C3072-29-2C                   | \$1,092    | MT26-C3072-29-4C                   | \$1,134    | MT26-C3072-FT-29-4C                          | \$1,764    |
| MT26-C3084-29        | 30"W x 84"L x 29"H, (2) 26" T Bases | \$1,313    | MT26-C3084-29-2C                   | \$1,353    | MT26-C3084-29-4C                   | \$1,395    | MT26-C3084-FT-29-4C                          | \$2,025    |
| MT26-C3036-36        | 30"W x 36"L x 36"H, (2) 26" T Bases | \$1,033    | MT26-C3036-36-2C                   | \$1,073    | MT26-C3036-36-4C                   | \$1,115    | MT26-C3036-FT-36-4C                          | \$1,674    |
| MT26-C3048-36        | 30"W x 48"L x 36"H, (2) 26" T Bases | \$1,105    | MT26-C3048-36-2C                   | \$1,145    | MT26-C3048-36-4C                   | \$1,187    | MT26-C3048-FT-36-4C                          | \$1,746    |
| MT26-C3060-36        | 30"W x 60"L x 36"H, (2) 26" T Bases | \$1,151    | MT26-C3060-36-2C                   | \$1,191    | MT26-C3060-36-4C                   | \$1,233    | MT26-C3060-FT-36-4C                          | \$1,792    |
| MT26-C3072-36        | 30"W x 72"L x 36"H, (2) 26" T Bases | \$1,217    | MT26-C3072-36-2C                   | \$1,257    | MT26-C3072-36-4C                   | \$1,299    | MT26-C3072-FT-36-4C                          | \$1,929    |
| MT26-C3084-36        | 30"W x 84"L x 36"H, (2) 26" T Bases | \$1,478    | MT26-C3084-36-2C                   | \$1,518    | MT26-C3084-36-4C                   | \$1,560    | MT26-C3084-FT-36-4C                          | \$2,190    |
| MT26-C3036-42        | 30"W x 36"L x 42"H, (2) 26" T Bases | \$1,033    | MT26-C3036-42-2C                   | \$1,073    | MT26-C3036-42-4C                   | \$1,115    | MT26-C3036-FT-42-4C                          | \$1,674    |
| MT26-C3048-42        | 30"W x 48"L x 42"H, (2) 26" T Bases | \$1,105    | MT26-C3048-42-2C                   | \$1,145    | MT26-C3048-42-4C                   | \$1,187    | MT26-C3048-FT-42-4C                          | \$1,746    |
| MT26-C3060-42        | 30"W x 60"L x 42"H, (2) 26" T Bases | \$1,151    | MT26-C3060-42-2C                   | \$1,191    | MT26-C3060-42-4C                   | \$1,233    | MT26-C3060-FT-42-4C                          | \$1,792    |
| MT26-C3072-42        | 30"W x 72"L x 42"H, (2) 26" T Bases | \$1,217    | MT26-C3072-42-2C                   | \$1,257    | MT26-C3072-42-4C                   | \$1,299    | MT26-C3072-FT-42-4C                          | \$1,929    |
| MT26-C3084-42        | 30"W x 84"L x 42"H, (2) 26" T Bases | \$1,478    | MT26-C3084-42-2C                   | \$1,518    | MT26-C3084-42-4C                   | \$1,560    | MT26-C3084-FT-42-4C                          | \$2,190    |

Prices and specifications subject to change without notice

P-MILESTONE-220519

# RECTANGLE MILESTONE T-BASE

## Tables



**Required to order:** Model # including options if applicable

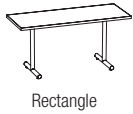
- HPL selection
- PVC selection (if applicable)
- wood edges finish (if applicable)
- powder coat selection

### Rectangular Tables (cont.)

| Model Number    | Description                           | List Price | Model Number      | List Price | Model Number      | List Price | Model Number        | List Price |
|-----------------|---------------------------------------|------------|-------------------|------------|-------------------|------------|---------------------|------------|
| MT26-C3648-29   | 36"W x 48"L x 29"H, (2) 26" T Bases   | \$969      | MT26-C3648-29-2C  | \$1,009    | MT26-C3648-29-4C  | \$1,051    | MT26-C3648-FT-29-4C | \$1,610    |
| MT26-C3660-29   | 36"W x 60"L x 29"H, (2) 26" T Bases   | \$1,052    | MT26-C3660-29-2C  | \$1,092    | MT26-C3660-29-4C  | \$1,134    | MT26-C3660-FT-29-4C | \$1,693    |
| MT26-C3672-29   | 36"W x 72"L x 29"H, (2) 26" T Bases   | \$1,078    | MT26-C3672-29-2C  | \$1,118    | MT26-C3672-29-4C  | \$1,160    | MT26-C3672-FT-29-4C | \$1,790    |
| MT26-C3684-29   | 36"W x 84"L x 29"H, (2) 26" T Bases   | \$1,353    | MT26-C3684-29-2C  | \$1,393    | MT26-C3684-29-4C  | \$1,435    | MT26-C3684-FT-29-4C | \$2,065    |
| MT26-C3696-29   | 36"W x 96"L x 29"H, (2) 26" T Bases   | \$1,359    | MT26-C3696-29-2C  | \$1,399    | MT26-C3696-29-4C  | \$1,442    | MT26-C3696-FT-29-4C | \$2,071    |
| MT26-C3648-36   | 36"W x 48"L x 36"H, (2) 26" T Bases   | \$1,134    | MT26-C3648-36-2C  | \$1,174    | MT26-C3648-36-4C  | \$1,216    | MT26-C3648-FT-36-4C | \$1,775    |
| MT26-C3660-36   | 36"W x 60"L x 36"H, (2) 26" T Bases   | \$1,217    | MT26-C3660-36-2C  | \$1,257    | MT26-C3660-36-4C  | \$1,299    | MT26-C3660-FT-36-4C | \$1,858    |
| MT26-C3672-36   | 36"W x 72"L x 36"H, (2) 26" T Bases   | \$1,244    | MT26-C3672-36-2C  | \$1,284    | MT26-C3672-36-4C  | \$1,326    | MT26-C3672-FT-36-4C | \$1,955    |
| MT26-C3684-36   | 36"W x 84"L x 36"H, (2) 26" T Bases   | \$1,518    | MT26-C3684-36-2C  | \$1,558    | MT26-C3684-36-4C  | \$1,600    | MT26-C3684-FT-36-4C | \$2,230    |
| MT26-C3696-36   | 36"W x 96"L x 36"H, (2) 26" T Bases   | \$1,525    | MT26-C3696-36-2C  | \$1,565    | MT26-C3696-36-4C  | \$1,607    | MT26-C3696-FT-36-4C | \$2,236    |
| MT26-C3648-42   | 36"W x 48"L x 42"H, (2) 26" T Bases   | \$1,134    | MT26-C3648-42-2C  | \$1,174    | MT26-C3648-42-4C  | \$1,216    | MT26-C3648-FT-42-4C | \$1,775    |
| MT26-C3660-42   | 36"W x 60"L x 42"H, (2) 26" T Bases   | \$1,217    | MT26-C3660-42-2C  | \$1,257    | MT26-C3660-42-4C  | \$1,299    | MT26-C3660-FT-42-4C | \$1,858    |
| MT26-C3672-42   | 36"W x 72"L x 42"H, (2) 26" T Bases   | \$1,244    | MT26-C3672-42-2C  | \$1,284    | MT26-C3672-42-4C  | \$1,326    | MT26-C3672-FT-42-4C | \$1,955    |
| MT26-C3684-42   | 36"W x 84"L x 42"H, (2) 26" T Bases   | \$1,518    | MT26-C3684-42-2C  | \$1,558    | MT26-C3684-42-4C  | \$1,600    | MT26-C3684-FT-42-4C | \$2,230    |
| MT26-C3696-42   | 36"W x 96"L x 42"H, (2) 26" T Bases   | \$1,525    | MT26-C3696-42-2C  | \$1,565    | MT26-C3696-42-4C  | \$1,607    | MT26-C3696-FT-42-4C | \$2,236    |
| MTT36-C4860-29  | 48"W x 60"L x 29"H, (2) 36" TT Bases  | \$1,434    | MTT36-C4860-29-2C | \$1,474    | MTT36-C4860-29-4C | \$1,516    |                     |            |
| MTT36-C4872-29  | 48"W x 72"L x 29"H, (2) 36" TT Bases  | \$1,545    | MTT36-C4872-29-2C | \$1,585    | MTT36-C4872-29-4C | \$1,627    |                     |            |
| MTT36-C4884-29  | 48"W x 84"L x 29"H, (3) 36" TT Bases  | \$1,700    |                   |            |                   |            |                     |            |
| MTT36-C4896-29  | 48"W x 96"L x 29"H, (3) 36" TT Bases  | \$1,704    |                   |            |                   |            |                     |            |
| MTT36-C48120-29 | 48"W x 120"L x 29"H, (3) 36" TT Bases | \$2,416    |                   |            |                   |            |                     |            |
| MTT36-C48144-29 | 48"W x 144"L x 29"H, (3) 36" TT Bases | \$2,625    |                   |            |                   |            |                     |            |
| MTT36-C6072-29  | 60"W x 72"L x 29"H, (2) 36" TT Bases  | \$2,228    | MTT36-C6072-29-2C | \$2,268    | MTT36-C6072-29-4C | \$2,310    |                     |            |
| MTT36-C6096-29  | 60"W x 96"L x 29"H, (3) 36" TT Bases  | \$2,587    |                   |            |                   |            |                     |            |
| MTT36-C60120-29 | 60"W x 120"L x 29"H, (3) 36" TT Bases | \$3,704    |                   |            |                   |            |                     |            |
| MTT36-C60144-29 | 60"W x 144"L x 29"H, (3) 36" TT Bases | \$4,195    |                   |            |                   |            |                     |            |

# RECTANGLE MILESTONE T-BASE

## Tables



Rectangle



C 3MM PVC EDGES

RADIUSED CORNERS

**Required to order:** Model # including options if applicable

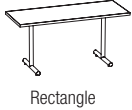
- HPL selection
- PVC selection (if applicable)
- wood edges finish (if applicable)
- powder coat selection

### Rectangular Tables (cont.)

| Model Number   | Description                         | List Price | Model Number      | List Price | Model Number      | List Price | Model Number         | List Price |
|--|-------------------------------------|------------|-------------------|------------|-------------------|------------|----------------------|------------|
| <b>3mm PVC Edges with Radiused Corners</b>                     |                                     |            |                   |            |                   |            |                      |            |
| MT22-C2436R-29   | 24"W x 36"L x 29"H, (2) 22" T Bases | \$932      | MT22-C2436R-29-2C | \$972      | MT22-C2436R-29-4C | \$1,014    | MT22-C2436R-FT-29-4C | \$1,573    |
| MT22-C2448R-29   | 24"W x 48"L x 29"H, (2) 22" T Bases | \$1,005    | MT22-C2448R-29-2C | \$1,045    | MT22-C2448R-29-4C | \$1,087    | MT22-C2448R-FT-29-4C | \$1,646    |
| MT22-C2460R-29   | 24"W x 60"L x 29"H, (2) 22" T Bases | \$1,067    | MT22-C2460R-29-2C | \$1,107    | MT22-C2460R-29-4C | \$1,149    | MT22-C2460R-FT-29-4C | \$1,708    |
| MT22-C2472R-29   | 24"W x 72"L x 29"H, (2) 22" T Bases | \$1,172    | MT22-C2472R-29-2C | \$1,212    | MT22-C2472R-29-4C | \$1,254    | MT22-C2472R-FT-29-4C | \$1,884    |
| MT22-C2484R-29   | 24"W x 84"L x 29"H, (2) 22" T Bases | \$1,382    | MT22-C2484R-29-2C | \$1,422    | MT22-C2484R-29-4C | \$1,464    | MT22-C2484R-FT-29-4C | \$2,093    |
| MT22-C2496R-29   | 24"W x 96"L x 29"H, (2) 22" T Bases | \$1,397    | MT22-C2496R-29-2C | \$1,437    | MT22-C2496R-29-4C | \$1,479    | MT22-C2496R-FT-29-4C | \$2,109    |
| <b>3mm PVC Edges, Radiused Corners and 2 casters</b>           |                                     |            |                   |            |                   |            |                      |            |
| MT22-C2436R-36   | 24"W x 36"L x 36"H, (2) 22" T Bases | \$1,097    | MT22-C2436R-36-2C | \$1,137    | MT22-C2436R-36-4C | \$1,179    | MT22-C2436R-FT-36-4C | \$1,738    |
| MT22-C2448R-36   | 24"W x 48"L x 36"H, (2) 22" T Bases | \$1,170    | MT22-C2448R-36-2C | \$1,210    | MT22-C2448R-36-4C | \$1,252    | MT22-C2448R-FT-36-4C | \$1,811    |
| MT22-C2460R-36   | 24"W x 60"L x 36"H, (2) 22" T Bases | \$1,232    | MT22-C2460R-36-2C | \$1,272    | MT22-C2460R-36-4C | \$1,314    | MT22-C2460R-FT-36-4C | \$1,873    |
| MT22-C2472R-36   | 24"W x 72"L x 36"H, (2) 22" T Bases | \$1,337    | MT22-C2472R-36-2C | \$1,377    | MT22-C2472R-36-4C | \$1,419    | MT22-C2472R-FT-36-4C | \$2,049    |
| MT22-C2484R-36   | 24"W x 84"L x 36"H, (2) 22" T Bases | \$1,547    | MT22-C2484R-36-2C | \$1,587    | MT22-C2484R-36-4C | \$1,629    | MT22-C2484R-FT-36-4C | \$2,258    |
| MT22-C2496R-36   | 24"W x 96"L x 36"H, (2) 22" T Bases | \$1,563    | MT22-C2496R-36-2C | \$1,603    | MT22-C2496R-36-4C | \$1,645    | MT22-C2496R-FT-36-4C | \$2,274    |
| <b>3mm PVC Edges, Radiused Corners and 4 casters</b>           |                                     |            |                   |            |                   |            |                      |            |
| MT22-C2436R-42   | 24"W x 36"L x 42"H, (2) 22" T Bases | \$1,097    | MT22-C2436R-42-2C | \$1,137    | MT22-C2436R-42-4C | \$1,179    | MT22-C2436R-FT-42-4C | \$1,738    |
| MT22-C2448R-42   | 24"W x 48"L x 42"H, (2) 22" T Bases | \$1,170    | MT22-C2448R-42-2C | \$1,210    | MT22-C2448R-42-4C | \$1,252    | MT22-C2448R-FT-42-4C | \$1,811    |
| MT22-C2460R-42   | 24"W x 60"L x 42"H, (2) 22" T Bases | \$1,232    | MT22-C2460R-42-2C | \$1,272    | MT22-C2460R-42-4C | \$1,314    | MT22-C2460R-FT-42-4C | \$1,873    |
| MT22-C2472R-42   | 24"W x 72"L x 42"H, (2) 22" T Bases | \$1,337    | MT22-C2472R-42-2C | \$1,377    | MT22-C2472R-42-4C | \$1,419    | MT22-C2472R-FT-42-4C | \$2,049    |
| MT22-C2484R-42   | 24"W x 84"L x 42"H, (2) 22" T Bases | \$1,547    | MT22-C2484R-42-2C | \$1,587    | MT22-C2484R-42-4C | \$1,629    | MT22-C2484R-FT-42-4C | \$2,258    |
| MT22-C2496R-42   | 24"W x 96"L x 42"H, (2) 22" T Bases | \$1,563    | MT22-C2496R-42-2C | \$1,603    | MT22-C2496R-42-4C | \$1,645    | MT22-C2496R-FT-42-4C | \$2,274    |
| <b>3mm PVC Edges, Radiused Corners, Flip-top and 4 casters</b> |                                     |            |                   |            |                   |            |                      |            |
| MT26-C3036R-29   | 30"W x 36"L x 29"H, (2) 26" T Bases | \$995      | MT26-C3036R-29-2C | \$1,035    | MT26-C3036R-29-4C | \$1,077    | MT26-C3036R-FT-29-4C | \$1,636    |
| MT26-C3048R-29   | 30"W x 48"L x 29"H, (2) 26" T Bases | \$1,085    | MT26-C3048R-29-2C | \$1,125    | MT26-C3048R-29-4C | \$1,167    | MT26-C3048R-FT-29-4C | \$1,726    |
| MT26-C3060R-29   | 30"W x 60"L x 29"H, (2) 26" T Bases | \$1,146    | MT26-C3060R-29-2C | \$1,186    | MT26-C3060R-29-4C | \$1,228    | MT26-C3060R-FT-29-4C | \$1,787    |
| MT26-C3072R-29   | 30"W x 72"L x 29"H, (2) 26" T Bases | \$1,231    | MT26-C3072R-29-2C | \$1,271    | MT26-C3072R-29-4C | \$1,313    | MT26-C3072R-FT-29-4C | \$1,943    |
| MT26-C3084R-29   | 30"W x 84"L x 29"H, (2) 26" T Bases | \$1,507    | MT26-C3084R-29-2C | \$1,547    | MT26-C3084R-29-4C | \$1,589    | MT26-C3084R-FT-29-4C | \$2,218    |
| MT26-C3036R-36   | 30"W x 36"L x 36"H, (2) 26" T Bases | \$1,160    | MT26-C3036R-36-2C | \$1,200    | MT26-C3036R-36-4C | \$1,243    | MT26-C3036R-FT-36-4C | \$1,802    |
| MT26-C3048R-36   | 30"W x 48"L x 36"H, (2) 26" T Bases | \$1,250    | MT26-C3048R-36-2C | \$1,290    | MT26-C3048R-36-4C | \$1,332    | MT26-C3048R-FT-36-4C | \$1,891    |
| MT26-C3060R-36   | 30"W x 60"L x 36"H, (2) 26" T Bases | \$1,311    | MT26-C3060R-36-2C | \$1,351    | MT26-C3060R-36-4C | \$1,393    | MT26-C3060R-FT-36-4C | \$1,952    |
| MT26-C3072R-36   | 30"W x 72"L x 36"H, (2) 26" T Bases | \$1,396    | MT26-C3072R-36-2C | \$1,436    | MT26-C3072R-36-4C | \$1,478    | MT26-C3072R-FT-36-4C | \$2,108    |
| MT26-C3084R-36   | 30"W x 84"L x 36"H, (2) 26" T Bases | \$1,672    | MT26-C3084R-36-2C | \$1,712    | MT26-C3084R-36-4C | \$1,754    | MT26-C3084R-FT-36-4C | \$2,384    |
| MT26-C3036R-42   | 30"W x 36"L x 42"H, (2) 26" T Bases | \$1,160    | MT26-C3036R-42-2C | \$1,200    | MT26-C3036R-42-4C | \$1,243    | MT26-C3036R-FT-42-4C | \$1,802    |
| MT26-C3048R-42   | 30"W x 48"L x 42"H, (2) 26" T Bases | \$1,250    | MT26-C3048R-42-2C | \$1,290    | MT26-C3048R-42-4C | \$1,332    | MT26-C3048R-FT-42-4C | \$1,891    |
| MT26-C3060R-42   | 30"W x 60"L x 42"H, (2) 26" T Bases | \$1,311    | MT26-C3060R-42-2C | \$1,351    | MT26-C3060R-42-4C | \$1,393    | MT26-C3060R-FT-42-4C | \$1,952    |
| MT26-C3072R-42   | 30"W x 72"L x 42"H, (2) 26" T Bases | \$1,396    | MT26-C3072R-42-2C | \$1,436    | MT26-C3072R-42-4C | \$1,478    | MT26-C3072R-FT-42-4C | \$2,108    |
| MT26-C3084R-42   | 30"W x 84"L x 42"H, (2) 26" T Bases | \$1,672    | MT26-C3084R-42-2C | \$1,712    | MT26-C3084R-42-4C | \$1,754    | MT26-C3084R-FT-42-4C | \$2,384    |
| MT26-C3648R-29   | 36"W x 48"L x 29"H, (2) 26" T Bases | \$1,107    | MT26-C3648R-29-2C | \$1,147    | MT26-C3648R-29-4C | \$1,189    | MT26-C3648R-FT-29-4C | \$1,748    |
| MT26-C3660R-29   | 36"W x 60"L x 29"H, (2) 26" T Bases | \$1,206    | MT26-C3660R-29-2C | \$1,246    | MT26-C3660R-29-4C | \$1,288    | MT26-C3660R-FT-29-4C | \$1,847    |
| MT26-C3672R-29   | 36"W x 72"L x 29"H, (2) 26" T Bases | \$1,278    | MT26-C3672R-29-2C | \$1,318    | MT26-C3672R-29-4C | \$1,360    | MT26-C3672R-FT-29-4C | \$1,990    |
| MT26-C3684R-29   | 36"W x 84"L x 29"H, (2) 26" T Bases | \$1,572    | MT26-C3684R-29-2C | \$1,612    | MT26-C3684R-29-4C | \$1,654    | MT26-C3684R-FT-29-4C | \$2,284    |
| MT26-C3696R-29   | 36"W x 96"L x 29"H, (2) 26" T Bases | \$1,594    | MT26-C3696R-29-2C | \$1,634    | MT26-C3696R-29-4C | \$1,676    | MT26-C3696R-FT-29-4C | \$2,306    |
| MT26-C3648R-36   | 36"W x 48"L x 36"H, (2) 26" T Bases | \$1,272    | MT26-C3648R-36-2C | \$1,312    | MT26-C3648R-36-4C | \$1,354    | MT26-C3648R-FT-36-4C | \$1,913    |
| MT26-C3660R-36   | 36"W x 60"L x 36"H, (2) 26" T Bases | \$1,371    | MT26-C3660R-36-2C | \$1,411    | MT26-C3660R-36-4C | \$1,453    | MT26-C3660R-FT-36-4C | \$2,012    |
| MT26-C3672R-36   | 36"W x 72"L x 36"H, (2) 26" T Bases | \$1,444    | MT26-C3672R-36-2C | \$1,484    | MT26-C3672R-36-4C | \$1,526    | MT26-C3672R-FT-36-4C | \$2,155    |
| MT26-C3684R-36   | 36"W x 84"L x 36"H, (2) 26" T Bases | \$1,737    | MT26-C3684R-36-2C | \$1,777    | MT26-C3684R-36-4C | \$1,819    | MT26-C3684R-FT-36-4C | \$2,449    |
| MT26-C3696R-36   | 36"W x 96"L x 36"H, (2) 26" T Bases | \$1,759    | MT26-C3696R-36-2C | \$1,799    | MT26-C3696R-36-4C | \$1,842    | MT26-C3696R-FT-36-4C | \$2,471    |
| MT26-C3648R-42   | 36"W x 48"L x 42"H, (2) 26" T Bases | \$1,272    | MT26-C3648R-42-2C | \$1,312    | MT26-C3648R-42-4C | \$1,354    | MT26-C3648R-FT-42-4C | \$1,913    |
| MT26-C3660R-42   | 36"W x 60"L x 42"H, (2) 26" T Bases | \$1,371    | MT26-C3660R-42-2C | \$1,411    | MT26-C3660R-42-4C | \$1,453    | MT26-C3660R-FT-42-4C | \$2,012    |
| MT26-C3672R-42   | 36"W x 72"L x 42"H, (2) 26" T Bases | \$1,444    | MT26-C3672R-42-2C | \$1,484    | MT26-C3672R-42-4C | \$1,526    | MT26-C3672R-FT-42-4C | \$2,155    |
| MT26-C3684R-42   | 36"W x 84"L x 42"H, (2) 26" T Bases | \$1,737    | MT26-C3684R-42-2C | \$1,777    | MT26-C3684R-42-4C | \$1,819    | MT26-C3684R-FT-42-4C | \$2,449    |
| MT26-C3696R-42   | 36"W x 96"L x 42"H, (2) 26" T Bases | \$1,759    | MT26-C3696R-42-2C | \$1,799    | MT26-C3696R-42-4C | \$1,842    | MT26-C3696R-FT-42-4C | \$2,471    |

# RECTANGLE MILESTONE T-BASE

## Tables



Rectangle



C 3MM WOOD EDGES

**Required to order:** Model # including options if applicable

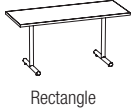
- HPL selection
- PVC selection (if applicable)
- wood edges finish (if applicable)
- powder coat selection

### Rectangular Tables (cont.)

| Model Number          | Description                         | List Price | Model Number                        | List Price | Model Number                        | List Price | Model Number                                  | List Price |
|-----------------------|-------------------------------------|------------|-------------------------------------|------------|-------------------------------------|------------|---|------------|
| <b>3mm Wood Edges</b> |                                     |            | <b>3mm Wood Edges and 2 casters</b> |            | <b>3mm Wood Edges and 4 casters</b> |            | <b>3mm Wood Edges, Flip-top and 4 casters</b> |            |
| MT22-E2436-29         | 24"W x 36"L x 29"H, (2) 22" T Bases | \$952      | MT22-E2436-29-2C                    | \$992      | MT22-E2436-29-4C                    | \$1,034    | MT22-E2436-FT-29-4C                           | \$1,593    |
| MT22-E2448-29         | 24"W x 48"L x 29"H, (2) 22" T Bases | \$1,007    | MT22-E2448-29-2C                    | \$1,047    | MT22-E2448-29-4C                    | \$1,089    | MT22-E2448-FT-29-4C                           | \$1,648    |
| MT22-E2460-29         | 24"W x 60"L x 29"H, (2) 22" T Bases | \$1,092    | MT22-E2460-29-2C                    | \$1,132    | MT22-E2460-29-4C                    | \$1,174    | MT22-E2460-FT-29-4C                           | \$1,733    |
| MT22-E2472-29         | 24"W x 72"L x 29"H, (2) 22" T Bases | \$1,167    | MT22-E2472-29-2C                    | \$1,207    | MT22-E2472-29-4C                    | \$1,249    | MT22-E2472-FT-29-4C                           | \$1,878    |
| MT22-E2484-29         | 24"W x 84"L x 29"H, (2) 22" T Bases | \$1,419    | MT22-E2484-29-2C                    | \$1,459    | MT22-E2484-29-4C                    | \$1,502    | MT22-E2484-FT-29-4C                           | \$2,131    |
| MT22-E2496-29         | 24"W x 96"L x 29"H, (2) 22" T Bases | \$1,639    | MT22-E2496-29-2C                    | \$1,679    | MT22-E2496-29-4C                    | \$1,722    | MT22-E2496-FT-29-4C                           | \$2,351    |
| MT22-E2436-36         | 24"W x 36"L x 36"H, (2) 22" T Bases | \$1,117    | MT22-E2436-36-2C                    | \$1,157    | MT22-E2436-36-4C                    | \$1,199    | MT22-E2436-FT-36-4C                           | \$1,758    |
| MT22-E2448-36         | 24"W x 48"L x 36"H, (2) 22" T Bases | \$1,172    | MT22-E2448-36-2C                    | \$1,212    | MT22-E2448-36-4C                    | \$1,254    | MT22-E2448-FT-36-4C                           | \$1,813    |
| MT22-E2460-36         | 24"W x 60"L x 36"H, (2) 22" T Bases | \$1,257    | MT22-E2460-36-2C                    | \$1,297    | MT22-E2460-36-4C                    | \$1,339    | MT22-E2460-FT-36-4C                           | \$1,898    |
| MT22-E2472-36         | 24"W x 72"L x 36"H, (2) 22" T Bases | \$1,332    | MT22-E2472-36-2C                    | \$1,372    | MT22-E2472-36-4C                    | \$1,414    | MT22-E2472-FT-36-4C                           | \$2,044    |
| MT22-E2484-36         | 24"W x 84"L x 36"H, (2) 22" T Bases | \$1,585    | MT22-E2484-36-2C                    | \$1,625    | MT22-E2484-36-4C                    | \$1,667    | MT22-E2484-FT-36-4C                           | \$2,296    |
| MT22-E2496-36         | 24"W x 96"L x 36"H, (2) 22" T Bases | \$1,805    | MT22-E2496-36-2C                    | \$1,845    | MT22-E2496-36-4C                    | \$1,887    | MT22-E2496-FT-36-4C                           | \$2,516    |
| MT22-E2436-42         | 24"W x 36"L x 42"H, (2) 22" T Bases | \$1,117    | MT22-E2436-42-2C                    | \$1,157    | MT22-E2436-42-4C                    | \$1,199    | MT22-E2436-FT-42-4C                           | \$1,758    |
| MT22-E2448-42         | 24"W x 48"L x 42"H, (2) 22" T Bases | \$1,172    | MT22-E2448-42-2C                    | \$1,212    | MT22-E2448-42-4C                    | \$1,254    | MT22-E2448-FT-42-4C                           | \$1,813    |
| MT22-E2460-42         | 24"W x 60"L x 42"H, (2) 22" T Bases | \$1,257    | MT22-E2460-42-2C                    | \$1,297    | MT22-E2460-42-4C                    | \$1,339    | MT22-E2460-FT-42-4C                           | \$1,898    |
| MT22-E2472-42         | 24"W x 72"L x 42"H, (2) 22" T Bases | \$1,332    | MT22-E2472-42-2C                    | \$1,372    | MT22-E2472-42-4C                    | \$1,414    | MT22-E2472-FT-42-4C                           | \$2,044    |
| MT22-E2484-42         | 24"W x 84"L x 42"H, (2) 22" T Bases | \$1,585    | MT22-E2484-42-2C                    | \$1,625    | MT22-E2484-42-4C                    | \$1,667    | MT22-E2484-FT-42-4C                           | \$2,296    |
| MT22-E2496-42         | 24"W x 96"L x 42"H, (2) 22" T Bases | \$1,805    | MT22-E2496-42-2C                    | \$1,845    | MT22-E2496-42-4C                    | \$1,887    | MT22-E2496-FT-42-4C                           | \$2,516    |
| MT26-E3036-29         | 30"W x 36"L x 29"H, (2) 26" T Bases | \$1,003    | MT26-E3036-29-2C                    | \$1,043    | MT26-E3036-29-4C                    | \$1,085    | MT26-E3036-FT-29-4C                           | \$1,644    |
| MT26-E3048-29         | 30"W x 48"L x 29"H, (2) 26" T Bases | \$1,109    | MT26-E3048-29-2C                    | \$1,149    | MT26-E3048-29-4C                    | \$1,191    | MT26-E3048-FT-29-4C                           | \$1,750    |
| MT26-E3060-29         | 30"W x 60"L x 29"H, (2) 26" T Bases | \$1,191    | MT26-E3060-29-2C                    | \$1,231    | MT26-E3060-29-4C                    | \$1,273    | MT26-E3060-FT-29-4C                           | \$1,832    |
| MT26-E3072-29         | 30"W x 72"L x 29"H, (2) 26" T Bases | \$1,273    | MT26-E3072-29-2C                    | \$1,313    | MT26-E3072-29-4C                    | \$1,355    | MT26-E3072-FT-29-4C                           | \$1,985    |
| MT26-E3084-29         | 30"W x 84"L x 29"H, (2) 26" T Bases | \$1,467    | MT26-E3084-29-2C                    | \$1,507    | MT26-E3084-29-4C                    | \$1,549    | MT26-E3084-FT-29-4C                           | \$2,178    |
| MT26-E3036-36         | 30"W x 36"L x 36"H, (2) 26" T Bases | \$1,168    | MT26-E3036-36-2C                    | \$1,208    | MT26-E3036-36-4C                    | \$1,250    | MT26-E3036-FT-36-4C                           | \$1,809    |
| MT26-E3048-36         | 30"W x 48"L x 36"H, (2) 26" T Bases | \$1,274    | MT26-E3048-36-2C                    | \$1,314    | MT26-E3048-36-4C                    | \$1,356    | MT26-E3048-FT-36-4C                           | \$1,915    |
| MT26-E3060-36         | 30"W x 60"L x 36"H, (2) 26" T Bases | \$1,356    | MT26-E3060-36-2C                    | \$1,396    | MT26-E3060-36-4C                    | \$1,438    | MT26-E3060-FT-36-4C                           | \$1,997    |
| MT26-E3072-36         | 30"W x 72"L x 36"H, (2) 26" T Bases | \$1,438    | MT26-E3072-36-2C                    | \$1,478    | MT26-E3072-36-4C                    | \$1,520    | MT26-E3072-FT-36-4C                           | \$2,150    |
| MT26-E3084-36         | 30"W x 84"L x 36"H, (2) 26" T Bases | \$1,632    | MT26-E3084-36-2C                    | \$1,672    | MT26-E3084-36-4C                    | \$1,714    | MT26-E3084-FT-36-4C                           | \$2,344    |
| MT26-E3036-42         | 30"W x 36"L x 42"H, (2) 26" T Bases | \$1,168    | MT26-E3036-42-2C                    | \$1,208    | MT26-E3036-42-4C                    | \$1,250    | MT26-E3036-FT-42-4C                           | \$1,809    |
| MT26-E3048-42         | 30"W x 48"L x 42"H, (2) 26" T Bases | \$1,274    | MT26-E3048-42-2C                    | \$1,314    | MT26-E3048-42-4C                    | \$1,356    | MT26-E3048-FT-42-4C                           | \$1,915    |
| MT26-E3060-42         | 30"W x 60"L x 42"H, (2) 26" T Bases | \$1,356    | MT26-E3060-42-2C                    | \$1,396    | MT26-E3060-42-4C                    | \$1,438    | MT26-E3060-FT-42-4C                           | \$1,997    |
| MT26-E3072-42         | 30"W x 72"L x 42"H, (2) 26" T Bases | \$1,438    | MT26-E3072-42-2C                    | \$1,478    | MT26-E3072-42-4C                    | \$1,520    | MT26-E3072-FT-42-4C                           | \$2,150    |
| MT26-E3084-42         | 30"W x 84"L x 42"H, (2) 26" T Bases | \$1,632    | MT26-E3084-42-2C                    | \$1,672    | MT26-E3084-42-4C                    | \$1,714    | MT26-E3084-FT-42-4C                           | \$2,344    |
| MT26-E3648-29         | 36"W x 48"L x 29"H, (2) 26" T Bases | \$1,160    | MT26-E3648-29-2C                    | \$1,200    | MT26-E3648-29-4C                    | \$1,243    | MT26-E3648-FT-29-4C                           | \$1,802    |
| MT26-E3660-29         | 36"W x 60"L x 29"H, (2) 26" T Bases | \$1,263    | MT26-E3660-29-2C                    | \$1,303    | MT26-E3660-29-4C                    | \$1,345    | MT26-E3660-FT-29-4C                           | \$1,904    |
| MT26-E3672-29         | 36"W x 72"L x 29"H, (2) 26" T Bases | \$1,291    | MT26-E3672-29-2C                    | \$1,331    | MT26-E3672-29-4C                    | \$1,373    | MT26-E3672-FT-29-4C                           | \$2,003    |
| MT26-E3684-29         | 36"W x 84"L x 29"H, (2) 26" T Bases | \$1,504    | MT26-E3684-29-2C                    | \$1,544    | MT26-E3684-29-4C                    | \$1,586    | MT26-E3684-FT-29-4C                           | \$2,215    |
| MT26-E3696-29         | 36"W x 96"L x 29"H, (2) 26" T Bases | \$1,663    | MT26-E3696-29-2C                    | \$1,703    | MT26-E3696-29-4C                    | \$1,745    | MT26-E3696-FT-29-4C                           | \$2,374    |
| MT26-E3648-36         | 36"W x 48"L x 36"H, (2) 26" T Bases | \$1,326    | MT26-E3648-36-2C                    | \$1,366    | MT26-E3648-36-4C                    | \$1,408    | MT26-E3648-FT-36-4C                           | \$1,967    |
| MT26-E3660-36         | 36"W x 60"L x 36"H, (2) 26" T Bases | \$1,428    | MT26-E3660-36-2C                    | \$1,468    | MT26-E3660-36-4C                    | \$1,510    | MT26-E3660-FT-36-4C                           | \$2,069    |
| MT26-E3672-36         | 36"W x 72"L x 36"H, (2) 26" T Bases | \$1,456    | MT26-E3672-36-2C                    | \$1,496    | MT26-E3672-36-4C                    | \$1,538    | MT26-E3672-FT-36-4C                           | \$2,168    |
| MT26-E3684-36         | 36"W x 84"L x 36"H, (2) 26" T Bases | \$1,669    | MT26-E3684-36-2C                    | \$1,709    | MT26-E3684-36-4C                    | \$1,751    | MT26-E3684-FT-36-4C                           | \$2,380    |
| MT26-E3696-36         | 36"W x 96"L x 36"H, (2) 26" T Bases | \$1,828    | MT26-E3696-36-2C                    | \$1,868    | MT26-E3696-36-4C                    | \$1,910    | MT26-E3696-FT-36-4C                           | \$2,539    |
| MT26-E3648-42         | 36"W x 48"L x 42"H, (2) 26" T Bases | \$1,326    | MT26-E3648-42-2C                    | \$1,366    | MT26-E3648-42-4C                    | \$1,408    | MT26-E3648-FT-42-4C                           | \$1,967    |
| MT26-E3660-42         | 36"W x 60"L x 42"H, (2) 26" T Bases | \$1,428    | MT26-E3660-42-2C                    | \$1,468    | MT26-E3660-42-4C                    | \$1,510    | MT26-E3660-FT-42-4C                           | \$2,069    |
| MT26-E3672-42         | 36"W x 72"L x 42"H, (2) 26" T Bases | \$1,456    | MT26-E3672-42-2C                    | \$1,496    | MT26-E3672-42-4C                    | \$1,538    | MT26-E3672-FT-42-4C                           | \$2,168    |
| MT26-E3684-42         | 36"W x 84"L x 42"H, (2) 26" T Bases | \$1,669    | MT26-E3684-42-2C                    | \$1,709    | MT26-E3684-42-4C                    | \$1,751    | MT26-E3684-FT-42-4C                           | \$2,380    |
| MT26-E3696-42         | 36"W x 96"L x 42"H, (2) 26" T Bases | \$1,828    | MT26-E3696-42-2C                    | \$1,868    | MT26-E3696-42-4C                    | \$1,910    | MT26-E3696-FT-42-4C                           | \$2,539    |

# RECTANGLE MILESTONE T-BASE

## Tables



C 3MM WOOD EDGES

**Required to order:** Model # including options if applicable

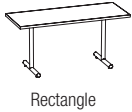
- HPL selection
- PVC selection (if applicable)
- wood edges finish (if applicable)
- powder coat selection

### Rectangular Tables (cont.)

| Model Number    | Description                           | List Price | Model Number      | List Price | Model Number      | List Price |
|-----------------|---------------------------------------|------------|-------------------|------------|-------------------|------------|
| MTT36-E4860-29  | 48"W x 60"L x 29"H, (2) 36" TT Bases  | \$1,667    | MTT36-E4860-29-2C | \$1,707    | MTT36-E4860-29-4C | \$1,749    |
| MTT36-E4872-29  | 48"W x 72"L x 29"H, (2) 36" TT Bases  | \$1,740    | MTT36-E4872-29-2C | \$1,780    | MTT36-E4872-29-4C | \$1,823    |
| MTT36-E4884-29  | 48"W x 84"L x 29"H, (3) 36" TT Bases  | \$1,897    |                   |            |                   |            |
| MTT36-E4896-29  | 48"W x 96"L x 29"H, (3) 36" TT Bases  | \$1,935    |                   |            |                   |            |
| MTT36-E48120-29 | 48"W x 120"L x 29"H, (3) 36" TT Bases | \$2,659    |                   |            |                   |            |
| MTT36-E48144-29 | 48"W x 144"L x 29"H, (3) 36" TT Bases | \$2,777    |                   |            |                   |            |
| MTT36-E6072-29  | 60"W x 72"L x 29"H, (2) 36" TT Bases  | \$2,326    | MTT36-E6072-29-2C | \$2,366    | MTT36-E6072-29-4C | \$2,408    |
| MTT36-E6096-29  | 60"W x 96"L x 29"H, (3) 36" TT Bases  | \$3,008    |                   |            |                   |            |
| MTT36-E60120-29 | 60"W x 120"L x 29"H, (3) 36" TT Bases | \$3,963    |                   |            |                   |            |
| MTT36-E60144-29 | 60"W x 144"L x 29"H, (3) 36" TT Bases | \$4,672    |                   |            |                   |            |

# RECTANGLE MILESTONE T-BASE

## Tables



F 8MM WOOD EDGES

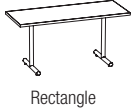
**Required to order:** Model # including options if applicable

- HPL selection
- PVC selection (if applicable)
- wood edges finish (if applicable)
- powder coat selection

| Rectangular Tables (cont.) |                                     |            |                                     |            |                                     |            |   |            |
|----------------------------|-------------------------------------|------------|-------------------------------------|------------|-------------------------------------|------------|---|------------|
| Model Number               | Description                         | List Price | Model Number                        | List Price | Model Number                        | List Price | Model Number                                  | List Price |
| <b>8mm Wood Edges</b>      |                                     |            | <b>8mm Wood Edges and 2 casters</b> |            | <b>8mm Wood Edges and 4 casters</b> |            | <b>8mm Wood Edges, Flip-top and 4 casters</b> |            |
| MT22-F2436-29              | 24"W x 36"L x 29"H, (2) 22" T Bases | \$952      | MT22-F2436-29-2C                    | \$992      | MT22-F2436-29-4C                    | \$1,034    | MT22-F2436-FT-29-4C                           | \$1,593    |
| MT22-F2448-29              | 24"W x 48"L x 29"H, (2) 22" T Bases | \$1,007    | MT22-F2448-29-2C                    | \$1,047    | MT22-F2448-29-4C                    | \$1,089    | MT22-F2448-FT-29-4C                           | \$1,648    |
| MT22-F2460-29              | 24"W x 60"L x 29"H, (2) 22" T Bases | \$1,092    | MT22-F2460-29-2C                    | \$1,132    | MT22-F2460-29-4C                    | \$1,174    | MT22-F2460-FT-29-4C                           | \$1,733    |
| MT22-F2472-29              | 24"W x 72"L x 29"H, (2) 22" T Bases | \$1,167    | MT22-F2472-29-2C                    | \$1,207    | MT22-F2472-29-4C                    | \$1,249    | MT22-F2472-FT-29-4C                           | \$1,878    |
| MT22-F2484-29              | 24"W x 84"L x 29"H, (2) 22" T Bases | \$1,419    | MT22-F2484-29-2C                    | \$1,459    | MT22-F2484-29-4C                    | \$1,502    | MT22-F2484-FT-29-4C                           | \$2,131    |
| MT22-F2496-29              | 24"W x 96"L x 29"H, (2) 22" T Bases | \$1,639    | MT22-F2496-29-2C                    | \$1,679    | MT22-F2496-29-4C                    | \$1,722    | MT22-F2496-FT-29-4C                           | \$2,351    |
| MT22-F2436-36              | 24"W x 36"L x 36"H, (2) 22" T Bases | \$1,117    | MT22-F2436-36-2C                    | \$1,157    | MT22-F2436-36-4C                    | \$1,199    | MT22-F2436-FT-36-4C                           | \$1,758    |
| MT22-F2448-36              | 24"W x 48"L x 36"H, (2) 22" T Bases | \$1,172    | MT22-F2448-36-2C                    | \$1,212    | MT22-F2448-36-4C                    | \$1,254    | MT22-F2448-FT-36-4C                           | \$1,813    |
| MT22-F2460-36              | 24"W x 60"L x 36"H, (2) 22" T Bases | \$1,257    | MT22-F2460-36-2C                    | \$1,297    | MT22-F2460-36-4C                    | \$1,339    | MT22-F2460-FT-36-4C                           | \$1,898    |
| MT22-F2472-36              | 24"W x 72"L x 36"H, (2) 22" T Bases | \$1,332    | MT22-F2472-36-2C                    | \$1,372    | MT22-F2472-36-4C                    | \$1,414    | MT22-F2472-FT-36-4C                           | \$2,044    |
| MT22-F2484-36              | 24"W x 84"L x 36"H, (2) 22" T Bases | \$1,585    | MT22-F2484-36-2C                    | \$1,625    | MT22-F2484-36-4C                    | \$1,667    | MT22-F2484-FT-36-4C                           | \$2,296    |
| MT22-F2496-36              | 24"W x 96"L x 36"H, (2) 22" T Bases | \$1,805    | MT22-F2496-36-2C                    | \$1,845    | MT22-F2496-36-4C                    | \$1,887    | MT22-F2496-FT-36-4C                           | \$2,516    |
| MT22-F2436-42              | 24"W x 36"L x 42"H, (2) 22" T Bases | \$1,117    | MT22-F2436-42-2C                    | \$1,157    | MT22-F2436-42-4C                    | \$1,199    | MT22-F2436-FT-42-4C                           | \$1,758    |
| MT22-F2448-42              | 24"W x 48"L x 42"H, (2) 22" T Bases | \$1,172    | MT22-F2448-42-2C                    | \$1,212    | MT22-F2448-42-4C                    | \$1,254    | MT22-F2448-FT-42-4C                           | \$1,813    |
| MT22-F2460-42              | 24"W x 60"L x 42"H, (2) 22" T Bases | \$1,257    | MT22-F2460-42-2C                    | \$1,297    | MT22-F2460-42-4C                    | \$1,339    | MT22-F2460-FT-42-4C                           | \$1,898    |
| MT22-F2472-42              | 24"W x 72"L x 42"H, (2) 22" T Bases | \$1,332    | MT22-F2472-42-2C                    | \$1,372    | MT22-F2472-42-4C                    | \$1,414    | MT22-F2472-FT-42-4C                           | \$2,044    |
| MT22-F2484-42              | 24"W x 84"L x 42"H, (2) 22" T Bases | \$1,585    | MT22-F2484-42-2C                    | \$1,625    | MT22-F2484-42-4C                    | \$1,667    | MT22-F2484-FT-42-4C                           | \$2,296    |
| MT22-F2496-42              | 24"W x 96"L x 42"H, (2) 22" T Bases | \$1,805    | MT22-F2496-42-2C                    | \$1,845    | MT22-F2496-42-4C                    | \$1,887    | MT22-F2496-FT-42-4C                           | \$2,516    |
| MT26-F3036-29              | 30"W x 36"L x 29"H, (2) 26" T Bases | \$1,003    | MT26-F3036-29-2C                    | \$1,043    | MT26-F3036-29-4C                    | \$1,085    | MT26-F3036-FT-29-4C                           | \$1,644    |
| MT26-F3048-29              | 30"W x 48"L x 29"H, (2) 26" T Bases | \$1,109    | MT26-F3048-29-2C                    | \$1,149    | MT26-F3048-29-4C                    | \$1,191    | MT26-F3048-FT-29-4C                           | \$1,750    |
| MT26-F3060-29              | 30"W x 60"L x 29"H, (2) 26" T Bases | \$1,191    | MT26-F3060-29-2C                    | \$1,231    | MT26-F3060-29-4C                    | \$1,273    | MT26-F3060-FT-29-4C                           | \$1,832    |
| MT26-F3072-29              | 30"W x 72"L x 29"H, (2) 26" T Bases | \$1,273    | MT26-F3072-29-2C                    | \$1,313    | MT26-F3072-29-4C                    | \$1,355    | MT26-F3072-FT-29-4C                           | \$1,985    |
| MT26-F3084-29              | 30"W x 84"L x 29"H, (2) 26" T Bases | \$1,467    | MT26-F3084-29-2C                    | \$1,507    | MT26-F3084-29-4C                    | \$1,549    | MT26-F3084-FT-29-4C                           | \$2,178    |
| MT26-F3036-36              | 30"W x 36"L x 36"H, (2) 26" T Bases | \$1,168    | MT26-F3036-36-2C                    | \$1,208    | MT26-F3036-36-4C                    | \$1,250    | MT26-F3036-FT-36-4C                           | \$1,809    |
| MT26-F3048-36              | 30"W x 48"L x 36"H, (2) 26" T Bases | \$1,274    | MT26-F3048-36-2C                    | \$1,314    | MT26-F3048-36-4C                    | \$1,356    | MT26-F3048-FT-36-4C                           | \$1,915    |
| MT26-F3060-36              | 30"W x 60"L x 36"H, (2) 26" T Bases | \$1,356    | MT26-F3060-36-2C                    | \$1,396    | MT26-F3060-36-4C                    | \$1,438    | MT26-F3060-FT-36-4C                           | \$1,997    |
| MT26-F3072-36              | 30"W x 72"L x 36"H, (2) 26" T Bases | \$1,438    | MT26-F3072-36-2C                    | \$1,478    | MT26-F3072-36-4C                    | \$1,520    | MT26-F3072-FT-36-4C                           | \$2,150    |
| MT26-F3084-36              | 30"W x 84"L x 36"H, (2) 26" T Bases | \$1,632    | MT26-F3084-36-2C                    | \$1,672    | MT26-F3084-36-4C                    | \$1,714    | MT26-F3084-FT-36-4C                           | \$2,344    |
| MT26-F3036-42              | 30"W x 36"L x 42"H, (2) 26" T Bases | \$1,168    | MT26-F3036-42-2C                    | \$1,208    | MT26-F3036-42-4C                    | \$1,250    | MT26-F3036-FT-42-4C                           | \$1,809    |
| MT26-F3048-42              | 30"W x 48"L x 42"H, (2) 26" T Bases | \$1,274    | MT26-F3048-42-2C                    | \$1,314    | MT26-F3048-42-4C                    | \$1,356    | MT26-F3048-FT-42-4C                           | \$1,915    |
| MT26-F3060-42              | 30"W x 60"L x 42"H, (2) 26" T Bases | \$1,356    | MT26-F3060-42-2C                    | \$1,396    | MT26-F3060-42-4C                    | \$1,438    | MT26-F3060-FT-42-4C                           | \$1,997    |
| MT26-F3072-42              | 30"W x 72"L x 42"H, (2) 26" T Bases | \$1,438    | MT26-F3072-42-2C                    | \$1,478    | MT26-F3072-42-4C                    | \$1,520    | MT26-F3072-FT-42-4C                           | \$2,150    |
| MT26-F3084-42              | 30"W x 84"L x 42"H, (2) 26" T Bases | \$1,632    | MT26-F3084-42-2C                    | \$1,672    | MT26-F3084-42-4C                    | \$1,714    | MT26-F3084-FT-42-4C                           | \$2,344    |
| MT26-F3648-29              | 36"W x 48"L x 29"H, (2) 26" T Bases | \$1,160    | MT26-F3648-29-2C                    | \$1,200    | MT26-F3648-29-4C                    | \$1,243    | MT26-F3648-FT-29-4C                           | \$1,802    |
| MT26-F3660-29              | 36"W x 60"L x 29"H, (2) 26" T Bases | \$1,263    | MT26-F3660-29-2C                    | \$1,303    | MT26-F3660-29-4C                    | \$1,345    | MT26-F3660-FT-29-4C                           | \$1,904    |
| MT26-F3672-29              | 36"W x 72"L x 29"H, (2) 26" T Bases | \$1,291    | MT26-F3672-29-2C                    | \$1,331    | MT26-F3672-29-4C                    | \$1,373    | MT26-F3672-FT-29-4C                           | \$2,003    |
| MT26-F3684-29              | 36"W x 84"L x 29"H, (2) 26" T Bases | \$1,504    | MT26-F3684-29-2C                    | \$1,544    | MT26-F3684-29-4C                    | \$1,586    | MT26-F3684-FT-29-4C                           | \$2,215    |
| MT26-F3696-29              | 36"W x 96"L x 29"H, (2) 26" T Bases | \$1,663    | MT26-F3696-29-2C                    | \$1,703    | MT26-F3696-29-4C                    | \$1,745    | MT26-F3696-FT-29-4C                           | \$2,374    |
| MT26-F3648-36              | 36"W x 48"L x 36"H, (2) 26" T Bases | \$1,326    | MT26-F3648-36-2C                    | \$1,366    | MT26-F3648-36-4C                    | \$1,408    | MT26-F3648-FT-36-4C                           | \$1,967    |
| MT26-F3660-36              | 36"W x 60"L x 36"H, (2) 26" T Bases | \$1,428    | MT26-F3660-36-2C                    | \$1,468    | MT26-F3660-36-4C                    | \$1,510    | MT26-F3660-FT-36-4C                           | \$2,069    |
| MT26-F3672-36              | 36"W x 72"L x 36"H, (2) 26" T Bases | \$1,456    | MT26-F3672-36-2C                    | \$1,496    | MT26-F3672-36-4C                    | \$1,538    | MT26-F3672-FT-36-4C                           | \$2,168    |
| MT26-F3684-36              | 36"W x 84"L x 36"H, (2) 26" T Bases | \$1,669    | MT26-F3684-36-2C                    | \$1,709    | MT26-F3684-36-4C                    | \$1,751    | MT26-F3684-FT-36-4C                           | \$2,380    |
| MT26-F3696-36              | 36"W x 96"L x 36"H, (2) 26" T Bases | \$1,828    | MT26-F3696-36-2C                    | \$1,868    | MT26-F3696-36-4C                    | \$1,910    | MT26-F3696-FT-36-4C                           | \$2,539    |
| MT26-F3648-42              | 36"W x 48"L x 42"H, (2) 26" T Bases | \$1,326    | MT26-F3648-42-2C                    | \$1,366    | MT26-F3648-42-4C                    | \$1,408    | MT26-F3648-FT-42-4C                           | \$1,967    |
| MT26-F3660-42              | 36"W x 60"L x 42"H, (2) 26" T Bases | \$1,428    | MT26-F3660-42-2C                    | \$1,468    | MT26-F3660-42-4C                    | \$1,510    | MT26-F3660-FT-42-4C                           | \$2,069    |
| MT26-F3672-42              | 36"W x 72"L x 42"H, (2) 26" T Bases | \$1,456    | MT26-F3672-42-2C                    | \$1,496    | MT26-F3672-42-4C                    | \$1,538    | MT26-F3672-FT-42-4C                           | \$2,168    |
| MT26-F3684-42              | 36"W x 84"L x 42"H, (2) 26" T Bases | \$1,669    | MT26-F3684-42-2C                    | \$1,709    | MT26-F3684-42-4C                    | \$1,751    | MT26-F3684-FT-42-4C                           | \$2,380    |
| MT26-F3696-42              | 36"W x 96"L x 42"H, (2) 26" T Bases | \$1,828    | MT26-F3696-42-2C                    | \$1,868    | MT26-F3696-42-4C                    | \$1,910    | MT26-F3696-FT-42-4C                           | \$2,539    |

# RECTANGLE MILESTONE T-BASE

## Tables



F 8MM WOOD EDGES

**Required to order:** Model # including options if applicable

- HPL selection
- PVC selection (if applicable)
- wood edges finish (if applicable)
- powder coat selection

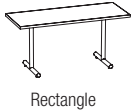
### Rectangular Tables (cont.)

| Model Number    | Description                           | List Price | Model Number      | List Price | Model Number      | List Price |
|-----------------|---------------------------------------|------------|-------------------|------------|-------------------|------------|
| MTT36-F4860-29  | 48"W x 60"L x 29"H, (2) 36" TT Bases  | \$1,667    | MTT36-F4860-29-2C | \$1,707    | MTT36-F4860-29-4C | \$1,749    |
| MTT36-F4872-29  | 48"W x 72"L x 29"H, (2) 36" TT Bases  | \$1,740    | MTT36-F4872-29-2C | \$1,780    | MTT36-F4872-29-4C | \$1,823    |
| MTT36-F4884-29  | 48"W x 84"L x 29"H, (3) 36" TT Bases  | \$1,897    |                   |            |                   |            |
| MTT36-F4896-29  | 48"W x 96"L x 29"H, (3) 36" TT Bases  | \$1,935    |                   |            |                   |            |
| MTT36-F48120-29 | 48"W x 120"L x 29"H, (3) 36" TT Bases | \$2,659    |                   |            |                   |            |
| MTT36-F48144-29 | 48"W x 144"L x 29"H, (3) 36" TT Bases | \$2,777    |                   |            |                   |            |
| MTT36-F6072-29  | 60"W x 72"L x 29"H, (2) 36" TT Bases  | \$2,326    | MTT36-F6072-29-2C | \$2,366    | MTT36-F6072-29-4C | \$2,408    |
| MTT36-F6096-29  | 60"W x 96"L x 29"H, (3) 36" TT Bases  | \$3,008    |                   |            |                   |            |
| MTT36-F60120-29 | 60"W x 120"L x 29"H, (3) 36" TT Bases | \$3,963    |                   |            |                   |            |
| MTT36-F60144-29 | 60"W x 144"L x 29"H, (3) 36" TT Bases | \$4,672    |                   |            |                   |            |



# RECTANGLE MILESTONE T-BASE

## Tables



Rectangle



G 5/8" WOOD BULLNOSE EDGES

**Required to order:** Model # including options if applicable

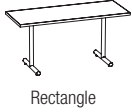
- HPL selection
- PVC selection (if applicable)
- wood edges finish (if applicable)
- powder coat selection

| Rectangular Tables (cont.)      |                                     |            |   |            |   |            |   |            |
|---------------------------------|-------------------------------------|------------|---|------------|---|------------|---|------------|
| Model Number                    | Description                         | List Price | Model Number                                  | List Price | Model Number                                  | List Price | Model Number  | List Price |
| <b>5/8" Wood Bullnose Edges</b> |                                     |            | <b>5/8" Wood Bullnose Edges and 2 casters</b> |            | <b>5/8" Wood Bullnose Edges and 4 casters</b> |            | <b>5/8" Wood Bullnose Edges, Flip-top and 4 casters</b> |            |
| MT22-G2436-29                   | 24"W x 36"L x 29"H, (2) 22" T Bases | \$1,047    | MT22-G2436-29-2C                              | \$1,087    | MT22-G2436-29-4C                              | \$1,129    | MT22-G2436-FT-29-4C                                     | \$1,688    |
| MT22-G2448-29                   | 24"W x 48"L x 29"H, (2) 22" T Bases | \$1,114    | MT22-G2448-29-2C                              | \$1,154    | MT22-G2448-29-4C                              | \$1,196    | MT22-G2448-FT-29-4C                                     | \$1,755    |
| MT22-G2460-29                   | 24"W x 60"L x 29"H, (2) 22" T Bases | \$1,204    | MT22-G2460-29-2C                              | \$1,244    | MT22-G2460-29-4C                              | \$1,286    | MT22-G2460-FT-29-4C                                     | \$1,845    |
| MT22-G2472-29                   | 24"W x 72"L x 29"H, (2) 22" T Bases | \$1,342    | MT22-G2472-29-2C                              | \$1,382    | MT22-G2472-29-4C                              | \$1,424    | MT22-G2472-FT-29-4C                                     | \$2,053    |
| MT22-G2484-29                   | 24"W x 84"L x 29"H, (2) 22" T Bases | \$1,714    | MT22-G2484-29-2C                              | \$1,754    | MT22-G2484-29-4C                              | \$1,796    | MT22-G2484-FT-29-4C                                     | \$2,426    |
| MT22-G2496-29                   | 24"W x 96"L x 29"H, (2) 22" T Bases | \$1,799    | MT22-G2496-29-2C                              | \$1,839    | MT22-G2496-29-4C                              | \$1,882    | MT22-G2496-FT-29-4C                                     | \$2,511    |
| MT22-G2436-36                   | 24"W x 36"L x 36"H, (2) 22" T Bases | \$1,212    | MT22-G2436-36-2C                              | \$1,252    | MT22-G2436-36-4C                              | \$1,294    | MT22-G2436-FT-36-4C                                     | \$1,853    |
| MT22-G2448-36                   | 24"W x 48"L x 36"H, (2) 22" T Bases | \$1,279    | MT22-G2448-36-2C                              | \$1,319    | MT22-G2448-36-4C                              | \$1,362    | MT22-G2448-FT-36-4C                                     | \$1,920    |
| MT22-G2460-36                   | 24"W x 60"L x 36"H, (2) 22" T Bases | \$1,369    | MT22-G2460-36-2C                              | \$1,409    | MT22-G2460-36-4C                              | \$1,451    | MT22-G2460-FT-36-4C                                     | \$2,010    |
| MT22-G2472-36                   | 24"W x 72"L x 36"H, (2) 22" T Bases | \$1,507    | MT22-G2472-36-2C                              | \$1,547    | MT22-G2472-36-4C                              | \$1,589    | MT22-G2472-FT-36-4C                                     | \$2,218    |
| MT22-G2484-36                   | 24"W x 84"L x 36"H, (2) 22" T Bases | \$1,879    | MT22-G2484-36-2C                              | \$1,919    | MT22-G2484-36-4C                              | \$1,962    | MT22-G2484-FT-36-4C                                     | \$2,591    |
| MT22-G2496-36                   | 24"W x 96"L x 36"H, (2) 22" T Bases | \$1,965    | MT22-G2496-36-2C                              | \$2,005    | MT22-G2496-36-4C                              | \$2,047    | MT22-G2496-FT-36-4C                                     | \$2,676    |
| MT22-G2436-42                   | 24"W x 36"L x 42"H, (2) 22" T Bases | \$1,212    | MT22-G2436-42-2C                              | \$1,252    | MT22-G2436-42-4C                              | \$1,294    | MT22-G2436-FT-42-4C                                     | \$1,853    |
| MT22-G2448-42                   | 24"W x 48"L x 42"H, (2) 22" T Bases | \$1,279    | MT22-G2448-42-2C                              | \$1,319    | MT22-G2448-42-4C                              | \$1,362    | MT22-G2448-FT-42-4C                                     | \$1,920    |
| MT22-G2460-42                   | 24"W x 60"L x 42"H, (2) 22" T Bases | \$1,369    | MT22-G2460-42-2C                              | \$1,409    | MT22-G2460-42-4C                              | \$1,451    | MT22-G2460-FT-42-4C                                     | \$2,010    |
| MT22-G2472-42                   | 24"W x 72"L x 42"H, (2) 22" T Bases | \$1,507    | MT22-G2472-42-2C                              | \$1,547    | MT22-G2472-42-4C                              | \$1,589    | MT22-G2472-FT-42-4C                                     | \$2,218    |
| MT22-G2484-42                   | 24"W x 84"L x 42"H, (2) 22" T Bases | \$1,879    | MT22-G2484-42-2C                              | \$1,919    | MT22-G2484-42-4C                              | \$1,962    | MT22-G2484-FT-42-4C                                     | \$2,591    |
| MT22-G2496-42                   | 24"W x 96"L x 42"H, (2) 22" T Bases | \$1,965    | MT22-G2496-42-2C                              | \$2,005    | MT22-G2496-42-4C                              | \$2,047    | MT22-G2496-FT-42-4C                                     | \$2,676    |
| MT26-G3036-29                   | 30"W x 36"L x 29"H, (2) 26" T Bases | \$1,098    | MT26-G3036-29-2C                              | \$1,138    | MT26-G3036-29-4C                              | \$1,180    | MT26-G3036-FT-29-4C                                     | \$1,739    |
| MT26-G3048-29                   | 30"W x 48"L x 29"H, (2) 26" T Bases | \$1,203    | MT26-G3048-29-2C                              | \$1,243    | MT26-G3048-29-4C                              | \$1,285    | MT26-G3048-FT-29-4C                                     | \$1,844    |
| MT26-G3060-29                   | 30"W x 60"L x 29"H, (2) 26" T Bases | \$1,338    | MT26-G3060-29-2C                              | \$1,378    | MT26-G3060-29-4C                              | \$1,420    | MT26-G3060-FT-29-4C                                     | \$1,979    |
| MT26-G3072-29                   | 30"W x 72"L x 29"H, (2) 26" T Bases | \$1,456    | MT26-G3072-29-2C                              | \$1,496    | MT26-G3072-29-4C                              | \$1,538    | MT26-G3072-FT-29-4C                                     | \$2,168    |
| MT26-G3084-29                   | 30"W x 84"L x 29"H, (2) 26" T Bases | \$1,718    | MT26-G3084-29-2C                              | \$1,758    | MT26-G3084-29-4C                              | \$1,800    | MT26-G3084-FT-29-4C                                     | \$2,430    |
| MT26-G3096-29                   | 30"W x 96"L x 29"H, (2) 26" T Bases | \$1,808    | MT26-G3096-29-2C                              | \$1,848    | MT26-G3096-29-4C                              | \$1,890    | MT26-G3096-FT-29-4C                                     | \$2,519    |
| MT26-G3036-36                   | 30"W x 36"L x 36"H, (2) 26" T Bases | \$1,264    | MT26-G3036-36-2C                              | \$1,304    | MT26-G3036-36-4C                              | \$1,346    | MT26-G3036-FT-36-4C                                     | \$1,905    |
| MT26-G3048-36                   | 30"W x 48"L x 36"H, (2) 26" T Bases | \$1,368    | MT26-G3048-36-2C                              | \$1,408    | MT26-G3048-36-4C                              | \$1,450    | MT26-G3048-FT-36-4C                                     | \$2,009    |
| MT26-G3060-36                   | 30"W x 60"L x 36"H, (2) 26" T Bases | \$1,504    | MT26-G3060-36-2C                              | \$1,544    | MT26-G3060-36-4C                              | \$1,586    | MT26-G3060-FT-36-4C                                     | \$2,145    |
| MT26-G3072-36                   | 30"W x 72"L x 36"H, (2) 26" T Bases | \$1,622    | MT26-G3072-36-2C                              | \$1,662    | MT26-G3072-36-4C                              | \$1,704    | MT26-G3072-FT-36-4C                                     | \$2,333    |
| MT26-G3084-36                   | 30"W x 84"L x 36"H, (2) 26" T Bases | \$1,884    | MT26-G3084-36-2C                              | \$1,924    | MT26-G3084-36-4C                              | \$1,966    | MT26-G3084-FT-36-4C                                     | \$2,595    |
| MT26-G3096-36                   | 30"W x 96"L x 36"H, (2) 26" T Bases | \$1,973    | MT26-G3096-36-2C                              | \$2,013    | MT26-G3096-36-4C                              | \$2,055    | MT26-G3096-FT-36-4C                                     | \$2,685    |
| MT26-G3036-42                   | 30"W x 36"L x 42"H, (2) 26" T Bases | \$1,264    | MT26-G3036-42-2C                              | \$1,304    | MT26-G3036-42-4C                              | \$1,346    | MT26-G3036-FT-42-4C                                     | \$1,905    |
| MT26-G3048-42                   | 30"W x 48"L x 42"H, (2) 26" T Bases | \$1,368    | MT26-G3048-42-2C                              | \$1,408    | MT26-G3048-42-4C                              | \$1,450    | MT26-G3048-FT-42-4C                                     | \$2,009    |
| MT26-G3060-42                   | 30"W x 60"L x 42"H, (2) 26" T Bases | \$1,504    | MT26-G3060-42-2C                              | \$1,544    | MT26-G3060-42-4C                              | \$1,586    | MT26-G3060-FT-42-4C                                     | \$2,145    |
| MT26-G3072-42                   | 30"W x 72"L x 42"H, (2) 26" T Bases | \$1,622    | MT26-G3072-42-2C                              | \$1,662    | MT26-G3072-42-4C                              | \$1,704    | MT26-G3072-FT-42-4C                                     | \$2,333    |
| MT26-G3084-42                   | 30"W x 84"L x 42"H, (2) 26" T Bases | \$1,884    | MT26-G3084-42-2C                              | \$1,924    | MT26-G3084-42-4C                              | \$1,966    | MT26-G3084-FT-42-4C                                     | \$2,595    |
| MT26-G3096-42                   | 30"W x 96"L x 42"H, (2) 26" T Bases | \$1,973    | MT26-G3096-42-2C                              | \$2,013    | MT26-G3096-42-4C                              | \$2,055    | MT26-G3096-FT-42-4C                                     | \$2,685    |
| MT26-G3648-29                   | 36"W x 48"L x 29"H, (2) 26" T Bases | \$1,240    | MT26-G3648-29-2C                              | \$1,280    | MT26-G3648-29-4C                              | \$1,323    | MT26-G3648-FT-29-4C                                     | \$1,882    |
| MT26-G3660-29                   | 36"W x 60"L x 29"H, (2) 26" T Bases | \$1,444    | MT26-G3660-29-2C                              | \$1,484    | MT26-G3660-29-4C                              | \$1,526    | MT26-G3660-FT-29-4C                                     | \$2,085    |
| MT26-G3672-29                   | 36"W x 72"L x 29"H, (2) 26" T Bases | \$1,548    | MT26-G3672-29-2C                              | \$1,588    | MT26-G3672-29-4C                              | \$1,630    | MT26-G3672-FT-29-4C                                     | \$2,259    |
| MT26-G3684-29                   | 36"W x 84"L x 29"H, (2) 26" T Bases | \$1,903    | MT26-G3684-29-2C                              | \$1,943    | MT26-G3684-29-4C                              | \$1,985    | MT26-G3684-FT-29-4C                                     | \$2,614    |
| MT26-G3696-29                   | 36"W x 96"L x 29"H, (2) 26" T Bases | \$2,068    | MT26-G3696-29-2C                              | \$2,108    | MT26-G3696-29-4C                              | \$2,150    | MT26-G3696-FT-29-4C                                     | \$2,779    |
| MT26-G3648-36                   | 36"W x 48"L x 36"H, (2) 26" T Bases | \$1,406    | MT26-G3648-36-2C                              | \$1,446    | MT26-G3648-36-4C                              | \$1,488    | MT26-G3648-FT-36-4C                                     | \$2,047    |
| MT26-G3660-36                   | 36"W x 60"L x 36"H, (2) 26" T Bases | \$1,609    | MT26-G3660-36-2C                              | \$1,649    | MT26-G3660-36-4C                              | \$1,691    | MT26-G3660-FT-36-4C                                     | \$2,250    |
| MT26-G3672-36                   | 36"W x 72"L x 36"H, (2) 26" T Bases | \$1,713    | MT26-G3672-36-2C                              | \$1,753    | MT26-G3672-36-4C                              | \$1,795    | MT26-G3672-FT-36-4C                                     | \$2,425    |
| MT26-G3684-36                   | 36"W x 84"L x 36"H, (2) 26" T Bases | \$2,068    | MT26-G3684-36-2C                              | \$2,108    | MT26-G3684-36-4C                              | \$2,150    | MT26-G3684-FT-36-4C                                     | \$2,779    |
| MT26-G3696-36                   | 36"W x 96"L x 36"H, (2) 26" T Bases | \$2,233    | MT26-G3696-36-2C                              | \$2,273    | MT26-G3696-36-4C                              | \$2,315    | MT26-G3696-FT-36-4C                                     | \$2,945    |
| MT26-G3648-42                   | 36"W x 48"L x 42"H, (2) 26" T Bases | \$1,406    | MT26-G3648-42-2C                              | \$1,446    | MT26-G3648-42-4C                              | \$1,488    | MT26-G3648-FT-42-4C                                     | \$2,047    |
| MT26-G3660-42                   | 36"W x 60"L x 42"H, (2) 26" T Bases | \$1,609    | MT26-G3660-42-2C                              | \$1,649    | MT26-G3660-42-4C                              | \$1,691    | MT26-G3660-FT-42-4C                                     | \$2,250    |
| MT26-G3672-42                   | 36"W x 72"L x 42"H, (2) 26" T Bases | \$1,713    | MT26-G3672-42-2C                              | \$1,753    | MT26-G3672-42-4C                              | \$1,795    | MT26-G3672-FT-42-4C                                     | \$2,425    |
| MT26-G3684-42                   | 36"W x 84"L x 42"H, (2) 26" T Bases | \$2,068    | MT26-G3684-42-2C                              | \$2,108    | MT26-G3684-42-4C                              | \$2,150    | MT26-G3684-FT-42-4C                                     | \$2,779    |
| MT26-G3696-42                   | 36"W x 96"L x 42"H, (2) 26" T Bases | \$2,233    | MT26-G3696-42-2C                              | \$2,273    | MT26-G3696-42-4C                              | \$2,315    | MT26-G3696-FT-42-4C                                     | \$2,945    |



# RECTANGLE MILESTONE T-BASE

## Tables



G 5/8" WOOD BULLNOSE EDGES

**Required to order:** Model # including options if applicable

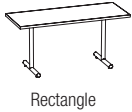
- HPL selection
- PVC selection (if applicable)
- wood edges finish (if applicable)
- powder coat selection

### Rectangular Tables (cont.)

| Model Number    | Description                           | List Price | Model Number      | List Price | Model Number      | List Price |
|-----------------|---------------------------------------|------------|-------------------|------------|-------------------|------------|
| MTT36-G4860-29  | 48"W x 60"L x 29"H, (2) 36" TT Bases  | \$1,726    | MTT36-G4860-29-2C | \$1,766    | MTT36-G4860-29-4C | \$1,808    |
| MTT36-G4872-29  | 48"W x 72"L x 29"H, (2) 36" TT Bases  | \$1,882    | MTT36-G4872-29-2C | \$1,922    | MTT36-G4872-29-4C | \$1,964    |
| MTT36-G4884-29  | 48"W x 84"L x 29"H, (3) 36" TT Bases  | \$2,180    |                   |            |                   |            |
| MTT36-G4896-29  | 48"W x 96"L x 29"H, (3) 36" TT Bases  | \$2,188    |                   |            |                   |            |
| MTT36-G48120-29 | 48"W x 120"L x 29"H, (3) 36" TT Bases | \$2,956    |                   |            |                   |            |
| MTT36-G48144-29 | 48"W x 144"L x 29"H, (3) 36" TT Bases | \$3,262    |                   |            |                   |            |
| MTT36-G6072-29  | 60"W x 72"L x 29"H, (2) 36" TT Bases  | \$3,166    | MTT36-G6072-29-2C | \$3,206    | MTT36-G6072-29-4C | \$3,248    |
| MTT36-G6096-29  | 60"W x 96"L x 29"H, (3) 36" TT Bases  | \$3,890    |                   |            |                   |            |
| MTT36-G60120-29 | 60"W x 120"L x 29"H, (3) 36" TT Bases | \$4,831    |                   |            |                   |            |
| MTT36-G60144-29 | 60"W x 144"L x 29"H, (3) 36" TT Bases | \$5,582    |                   |            |                   |            |

# RECTANGLE MILESTONE T-BASE

## Tables



Rectangle



G 1-1/4" WOOD BULLNOSE EDGES

**Required to order:** Model # including options if applicable

- HPL selection
- PVC selection (if applicable)
- wood edges finish (if applicable)
- powder coat selection

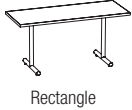
| Rectangular Tables (cont.)        |                                     |            |   |            |   |            |   |            |  |
|-----------------------------------|-------------------------------------|------------|---|------------|---|------------|---|------------|--|
| Model Number                      | Description                         | List Price | Model Number                                    | List Price | Model Number                                    | List Price | Model Number  | List Price |  |
| <b>1-1/4" Wood Bullnose Edges</b> |                                     |            | <b>1-1/4" Wood Bullnose Edges and 2 casters</b> |            | <b>1-1/4" Wood Bullnose Edges and 4 casters</b> |            | <b>1-1/4" Wood Bullnose Edges, Flip-top and 4 casters</b> |            |  |
| MT22-L2436-29                     | 24"W x 36"L x 29"H, (2) 22" T Bases | \$1,143    | MT22-L2436-29-2C                                | \$1,183    | MT22-L2436-29-4C                                | \$1,225    | MT22-L2436-FT-29-4C                                       | \$1,784    |  |
| MT22-L2448-29                     | 24"W x 48"L x 29"H, (2) 22" T Bases | \$1,222    | MT22-L2448-29-2C                                | \$1,262    | MT22-L2448-29-4C                                | \$1,304    | MT22-L2448-FT-29-4C                                       | \$1,863    |  |
| MT22-L2460-29                     | 24"W x 60"L x 29"H, (2) 22" T Bases | \$1,312    | MT22-L2460-29-2C                                | \$1,352    | MT22-L2460-29-4C                                | \$1,394    | MT22-L2460-FT-29-4C                                       | \$1,953    |  |
| MT22-L2472-29                     | 24"W x 72"L x 29"H, (2) 22" T Bases | \$1,520    | MT22-L2472-29-2C                                | \$1,560    | MT22-L2472-29-4C                                | \$1,603    | MT22-L2472-FT-29-4C                                       | \$2,232    |  |
| MT22-L2484-29                     | 24"W x 84"L x 29"H, (2) 22" T Bases | \$2,004    | MT22-L2484-29-2C                                | \$2,044    | MT22-L2484-29-4C                                | \$2,086    | MT22-L2484-FT-29-4C                                       | \$2,715    |  |
| MT22-L2496-29                     | 24"W x 96"L x 29"H, (2) 22" T Bases | \$2,094    | MT22-L2496-29-2C                                | \$2,134    | MT22-L2496-29-4C                                | \$2,176    | MT22-L2496-FT-29-4C                                       | \$2,806    |  |
| MT22-L2436-36                     | 24"W x 36"L x 36"H, (2) 22" T Bases | \$1,308    | MT22-L2436-36-2C                                | \$1,348    | MT22-L2436-36-4C                                | \$1,390    | MT22-L2436-FT-36-4C                                       | \$1,949    |  |
| MT22-L2448-36                     | 24"W x 48"L x 36"H, (2) 22" T Bases | \$1,387    | MT22-L2448-36-2C                                | \$1,427    | MT22-L2448-36-4C                                | \$1,469    | MT22-L2448-FT-36-4C                                       | \$2,028    |  |
| MT22-L2460-36                     | 24"W x 60"L x 36"H, (2) 22" T Bases | \$1,477    | MT22-L2460-36-2C                                | \$1,517    | MT22-L2460-36-4C                                | \$1,559    | MT22-L2460-FT-36-4C                                       | \$2,118    |  |
| MT22-L2472-36                     | 24"W x 72"L x 36"H, (2) 22" T Bases | \$1,686    | MT22-L2472-36-2C                                | \$1,726    | MT22-L2472-36-4C                                | \$1,768    | MT22-L2472-FT-36-4C                                       | \$2,397    |  |
| MT22-L2484-36                     | 24"W x 84"L x 36"H, (2) 22" T Bases | \$2,169    | MT22-L2484-36-2C                                | \$2,209    | MT22-L2484-36-4C                                | \$2,251    | MT22-L2484-FT-36-4C                                       | \$2,880    |  |
| MT22-L2496-36                     | 24"W x 96"L x 36"H, (2) 22" T Bases | \$2,259    | MT22-L2496-36-2C                                | \$2,299    | MT22-L2496-36-4C                                | \$2,342    | MT22-L2496-FT-36-4C                                       | \$2,971    |  |
| MT22-L2436-42                     | 24"W x 36"L x 42"H, (2) 22" T Bases | \$1,308    | MT22-L2436-42-2C                                | \$1,348    | MT22-L2436-42-4C                                | \$1,390    | MT22-L2436-FT-42-4C                                       | \$1,949    |  |
| MT22-L2448-42                     | 24"W x 48"L x 42"H, (2) 22" T Bases | \$1,387    | MT22-L2448-42-2C                                | \$1,427    | MT22-L2448-42-4C                                | \$1,469    | MT22-L2448-FT-42-4C                                       | \$2,028    |  |
| MT22-L2460-42                     | 24"W x 60"L x 42"H, (2) 22" T Bases | \$1,477    | MT22-L2460-42-2C                                | \$1,517    | MT22-L2460-42-4C                                | \$1,559    | MT22-L2460-FT-42-4C                                       | \$2,118    |  |
| MT22-L2472-42                     | 24"W x 72"L x 42"H, (2) 22" T Bases | \$1,686    | MT22-L2472-42-2C                                | \$1,726    | MT22-L2472-42-4C                                | \$1,768    | MT22-L2472-FT-42-4C                                       | \$2,397    |  |
| MT22-L2484-42                     | 24"W x 84"L x 42"H, (2) 22" T Bases | \$2,169    | MT22-L2484-42-2C                                | \$2,209    | MT22-L2484-42-4C                                | \$2,251    | MT22-L2484-FT-42-4C                                       | \$2,880    |  |
| MT22-L2496-42                     | 24"W x 96"L x 42"H, (2) 22" T Bases | \$2,259    | MT22-L2496-42-2C                                | \$2,299    | MT22-L2496-42-4C                                | \$2,342    | MT22-L2496-FT-42-4C                                       | \$2,971    |  |
| MT26-L3036-29                     | 30"W x 36"L x 29"H, (2) 26" T Bases | \$1,194    | MT26-L3036-29-2C                                | \$1,234    | MT26-L3036-29-4C                                | \$1,276    | MT26-L3036-FT-29-4C                                       | \$1,835    |  |
| MT26-L3048-29                     | 30"W x 48"L x 29"H, (2) 26" T Bases | \$1,292    | MT26-L3048-29-2C                                | \$1,332    | MT26-L3048-29-4C                                | \$1,374    | MT26-L3048-FT-29-4C                                       | \$1,933    |  |
| MT26-L3060-29                     | 30"W x 60"L x 29"H, (2) 26" T Bases | \$1,484    | MT26-L3060-29-2C                                | \$1,524    | MT26-L3060-29-4C                                | \$1,566    | MT26-L3060-FT-29-4C                                       | \$2,125    |  |
| MT26-L3072-29                     | 30"W x 72"L x 29"H, (2) 26" T Bases | \$1,637    | MT26-L3072-29-2C                                | \$1,677    | MT26-L3072-29-4C                                | \$1,719    | MT26-L3072-FT-29-4C                                       | \$2,349    |  |
| MT26-L3084-29                     | 30"W x 84"L x 29"H, (2) 26" T Bases | \$1,970    | MT26-L3084-29-2C                                | \$2,010    | MT26-L3084-29-4C                                | \$2,052    | MT26-L3084-FT-29-4C                                       | \$2,682    |  |
| MT26-L3096-29                     | 30"W x 96"L x 29"H, (2) 26" T Bases | \$2,066    | MT26-L3096-29-2C                                | \$2,106    | MT26-L3096-29-4C                                | \$2,148    | MT26-L3096-FT-29-4C                                       | \$2,777    |  |
| MT26-L3036-36                     | 30"W x 36"L x 36"H, (2) 26" T Bases | \$1,359    | MT26-L3036-36-2C                                | \$1,399    | MT26-L3036-36-4C                                | \$1,442    | MT26-L3036-FT-36-4C                                       | \$2,000    |  |
| MT26-L3048-36                     | 30"W x 48"L x 36"H, (2) 26" T Bases | \$1,457    | MT26-L3048-36-2C                                | \$1,497    | MT26-L3048-36-4C                                | \$1,539    | MT26-L3048-FT-36-4C                                       | \$2,098    |  |
| MT26-L3060-36                     | 30"W x 60"L x 36"H, (2) 26" T Bases | \$1,649    | MT26-L3060-36-2C                                | \$1,689    | MT26-L3060-36-4C                                | \$1,731    | MT26-L3060-FT-36-4C                                       | \$2,290    |  |
| MT26-L3072-36                     | 30"W x 72"L x 36"H, (2) 26" T Bases | \$1,803    | MT26-L3072-36-2C                                | \$1,843    | MT26-L3072-36-4C                                | \$1,885    | MT26-L3072-FT-36-4C                                       | \$2,514    |  |
| MT26-L3084-36                     | 30"W x 84"L x 36"H, (2) 26" T Bases | \$2,135    | MT26-L3084-36-2C                                | \$2,175    | MT26-L3084-36-4C                                | \$2,217    | MT26-L3084-FT-36-4C                                       | \$2,847    |  |
| MT26-L3096-36                     | 30"W x 96"L x 36"H, (2) 26" T Bases | \$2,231    | MT26-L3096-36-2C                                | \$2,271    | MT26-L3096-36-4C                                | \$2,313    | MT26-L3096-FT-36-4C                                       | \$2,943    |  |
| MT26-L3036-42                     | 30"W x 36"L x 42"H, (2) 26" T Bases | \$1,359    | MT26-L3036-42-2C                                | \$1,399    | MT26-L3036-42-4C                                | \$1,442    | MT26-L3036-FT-42-4C                                       | \$2,000    |  |
| MT26-L3048-42                     | 30"W x 48"L x 42"H, (2) 26" T Bases | \$1,457    | MT26-L3048-42-2C                                | \$1,497    | MT26-L3048-42-4C                                | \$1,539    | MT26-L3048-FT-42-4C                                       | \$2,098    |  |
| MT26-L3060-42                     | 30"W x 60"L x 42"H, (2) 26" T Bases | \$1,649    | MT26-L3060-42-2C                                | \$1,689    | MT26-L3060-42-4C                                | \$1,731    | MT26-L3060-FT-42-4C                                       | \$2,290    |  |
| MT26-L3072-42                     | 30"W x 72"L x 42"H, (2) 26" T Bases | \$1,803    | MT26-L3072-42-2C                                | \$1,843    | MT26-L3072-42-4C                                | \$1,885    | MT26-L3072-FT-42-4C                                       | \$2,514    |  |
| MT26-L3084-42                     | 30"W x 84"L x 42"H, (2) 26" T Bases | \$2,135    | MT26-L3084-42-2C                                | \$2,175    | MT26-L3084-42-4C                                | \$2,217    | MT26-L3084-FT-42-4C                                       | \$2,847    |  |
| MT26-L3096-42                     | 30"W x 96"L x 42"H, (2) 26" T Bases | \$2,231    | MT26-L3096-42-2C                                | \$2,271    | MT26-L3096-42-4C                                | \$2,313    | MT26-L3096-FT-42-4C                                       | \$2,943    |  |
| MT26-L3648-29                     | 36"W x 48"L x 29"H, (2) 26" T Bases | \$1,320    | MT26-L3648-29-2C                                | \$1,360    | MT26-L3648-29-4C                                | \$1,403    | MT26-L3648-FT-29-4C                                       | \$1,962    |  |
| MT26-L3660-29                     | 36"W x 60"L x 29"H, (2) 26" T Bases | \$1,627    | MT26-L3660-29-2C                                | \$1,667    | MT26-L3660-29-4C                                | \$1,709    | MT26-L3660-FT-29-4C                                       | \$2,268    |  |
| MT26-L3672-29                     | 36"W x 72"L x 29"H, (2) 26" T Bases | \$1,804    | MT26-L3672-29-2C                                | \$1,844    | MT26-L3672-29-4C                                | \$1,886    | MT26-L3672-FT-29-4C                                       | \$2,515    |  |
| MT26-L3684-29                     | 36"W x 84"L x 29"H, (2) 26" T Bases | \$2,306    | MT26-L3684-29-2C                                | \$2,346    | MT26-L3684-29-4C                                | \$2,388    | MT26-L3684-FT-29-4C                                       | \$3,017    |  |
| MT26-L3696-29                     | 36"W x 96"L x 29"H, (2) 26" T Bases | \$2,472    | MT26-L3696-29-2C                                | \$2,512    | MT26-L3696-29-4C                                | \$2,554    | MT26-L3696-FT-29-4C                                       | \$3,184    |  |
| MT26-L3648-36                     | 36"W x 48"L x 36"H, (2) 26" T Bases | \$1,486    | MT26-L3648-36-2C                                | \$1,526    | MT26-L3648-36-4C                                | \$1,568    | MT26-L3648-FT-36-4C                                       | \$2,127    |  |
| MT26-L3660-36                     | 36"W x 60"L x 36"H, (2) 26" T Bases | \$1,792    | MT26-L3660-36-2C                                | \$1,832    | MT26-L3660-36-4C                                | \$1,874    | MT26-L3660-FT-36-4C                                       | \$2,433    |  |
| MT26-L3672-36                     | 36"W x 72"L x 36"H, (2) 26" T Bases | \$1,969    | MT26-L3672-36-2C                                | \$2,009    | MT26-L3672-36-4C                                | \$2,051    | MT26-L3672-FT-36-4C                                       | \$2,680    |  |
| MT26-L3684-36                     | 36"W x 84"L x 36"H, (2) 26" T Bases | \$2,471    | MT26-L3684-36-2C                                | \$2,511    | MT26-L3684-36-4C                                | \$2,553    | MT26-L3684-FT-36-4C                                       | \$3,183    |  |
| MT26-L3696-36                     | 36"W x 96"L x 36"H, (2) 26" T Bases | \$2,637    | MT26-L3696-36-2C                                | \$2,677    | MT26-L3696-36-4C                                | \$2,719    | MT26-L3696-FT-36-4C                                       | \$3,349    |  |
| MT26-L3648-42                     | 36"W x 48"L x 42"H, (2) 26" T Bases | \$1,486    | MT26-L3648-42-2C                                | \$1,526    | MT26-L3648-42-4C                                | \$1,568    | MT26-L3648-FT-42-4C                                       | \$2,127    |  |
| MT26-L3660-42                     | 36"W x 60"L x 42"H, (2) 26" T Bases | \$1,792    | MT26-L3660-42-2C                                | \$1,832    | MT26-L3660-42-4C                                | \$1,874    | MT26-L3660-FT-42-4C                                       | \$2,433    |  |
| MT26-L3672-42                     | 36"W x 72"L x 42"H, (2) 26" T Bases | \$1,969    | MT26-L3672-42-2C                                | \$2,009    | MT26-L3672-42-4C                                | \$2,051    | MT26-L3672-FT-42-4C                                       | \$2,680    |  |
| MT26-L3684-42                     | 36"W x 84"L x 42"H, (2) 26" T Bases | \$2,471    | MT26-L3684-42-2C                                | \$2,511    | MT26-L3684-42-4C                                | \$2,553    | MT26-L3684-FT-42-4C                                       | \$3,183    |  |
| MT26-L3696-42                     | 36"W x 96"L x 42"H, (2) 26" T Bases | \$2,637    | MT26-L3696-42-2C                                | \$2,677    | MT26-L3696-42-4C                                | \$2,719    | MT26-L3696-FT-42-4C                                       | \$3,349    |  |

Prices and specifications subject to change without notice

P-MILESTONE-220519

# RECTANGLE MILESTONE T-BASE

## Tables



Rectangle



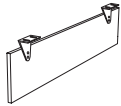
G 1-1/4" WOOD BULLNOSE EDGES

**Required to order:** Model # including options if applicable

- HPL selection
- PVC selection (if applicable)
- wood edges finish (if applicable)
- powder coat selection


### Rectangular Tables (cont.)

| Model Number    | Description                           | List Price | Model Number      | List Price | Model Number      | List Price |
|-----------------|---------------------------------------|------------|-------------------|------------|-------------------|------------|
| MTT36-L4860-29  | 48"W x 60"L x 29"H, (2) 36" TT Bases  | \$1,860    | MTT36-L4860-29-2C | \$1,900    | MTT36-L4860-29-4C | \$1,943    |
| MTT36-L4872-29  | 48"W x 72"L x 29"H, (2) 36" TT Bases  | \$2,039    | MTT36-L4872-29-2C | \$2,079    | MTT36-L4872-29-4C | \$2,122    |
| MTT36-L4884-29  | 48"W x 84"L x 29"H, (3) 36" TT Bases  | \$2,379    |                   |            |                   |            |
| MTT36-L4896-29  | 48"W x 96"L x 29"H, (3) 36" TT Bases  | \$2,392    |                   |            |                   |            |
| MTT36-L48120-29 | 48"W x 120"L x 29"H, (3) 36" TT Bases | \$3,205    |                   |            |                   |            |
| MTT36-L48144-29 | 48"W x 144"L x 29"H, (3) 36" TT Bases | \$3,566    |                   |            |                   |            |
| MTT36-L6072-29  | 60"W x 72"L x 29"H, (2) 36" TT Bases  | \$4,005    | MTT36-L6072-29-2C | \$4,045    | MTT36-L6072-29-4C | \$4,087    |
| MTT36-L6096-29  | 60"W x 96"L x 29"H, (3) 36" TT Bases  | \$4,771    |                   |            |                   |            |
| MTT36-L60120-29 | 60"W x 120"L x 29"H, (3) 36" TT Bases | \$5,585    |                   |            |                   |            |
| MTT36-L60144-29 | 60"W x 144"L x 29"H, (3) 36" TT Bases | \$6,489    |                   |            |                   |            |



### Floating Modesty Panels

| Model Number           | Description | List Price |
|------------------------|-------------|------------|
| <b>Veneer Finish</b>   |             |            |
| M-36MODV               | 27"L x 12"H | \$271      |
| M-48MODV               | 39"L x 12"H | \$306      |
| M-60MODV               | 51"L x 12"H | \$326      |
| M-72MODV               | 63"L x 12"H | \$377      |
| <b>Laminate Finish</b> |             |            |
| M-36MODL               | 27"L x 12"H | \$271      |
| M-48MODL               | 39"L x 12"H | \$306      |
| M-60MODL               |             |            |



### Surfboard Markerboard and Accessories

| Model Number   | Description  | Wgt | List Price |
|----------------|--|-----|------------|
| SFB-1824       | Surfboard Marker Board, 18"W x 24"L  |     | \$204      |
| SFB-1824-8PACK | (8) Surfboard Markerboards   |     | \$1,409    |
| SFB-1824-5PACK | (5) Surfboard Markerboards   |     | \$899      |
| SFB-SMB        | Table Side Mounting Bracket for Surfboard - available in full range of powder coat colors. |     | \$76       |
| SFB-TMB        | Table Top Mounting Bracket for Surfboard - available in black                              |     | \$76       |
| HTSBB          | Surfboard hanging bracket for elements track.  |     | \$73       |

Available Separately

### Surfboard Cart

| Model Number     | Description                                    | Wgt | List Price |
|------------------|--|-----|------------|
| SFBC-2446-55-MOB | Surfboard Cart, 24"D x 45.5"W x 54.5"H, Mobile |     | \$2,993    |

# TRAPEZOID MILESTONE T-BASE

## Tables



Trapezoid

**Required to order:** Model # including options if applicable

- HPL selection
- PVC selection (if applicable)
- wood edges finish (if applicable)
- powder coat selection

### Trapezoid Tables with 22" T Base

| Model Number                      | Description        | List Price | Model Number                                    | List Price | Model Number                                    | List Price |
|-----------------------------------|--------------------|------------|---|------------|---|------------|
| <b>3mm PVC Edges</b>              |                    |            | <b>3mm PVC Edges and 2 casters</b>              |            | <b>3mm PVC Edges and 4 casters</b>              |            |
| MT22-C2448TRAP-29                 | 24"W x 48"L x 29"H | \$917      | MT22-C2448TRAP-29-2C                            | \$957      | MT22-C2448TRAP-29-4C                            | \$996      |
| MT22-C2448TRAP-36                 | 24"W x 48"L x 36"H | \$1,082    | MT22-C2448TRAP-36-2C                            | \$1,122    | MT22-C2448TRAP-36-4C                            | \$1,160    |
| MT22-C2448TRAP-42                 | 24"W x 48"L x 42"H | \$1,082    | MT22-C2448TRAP-42-2C                            | \$1,122    | MT22-C2448TRAP-42-4C                            | \$1,160    |
| MT22-C3060TRAP-29                 | 30"W x 60"L x 29"H | \$1,122    | MT22-C3060TRAP-29-2C                            | \$1,162    | MT22-C3060TRAP-29-4C                            | \$1,200    |
| MT22-C3060TRAP-36                 | 30"W x 60"L x 36"H | \$1,283    | MT22-C3060TRAP-36-2C                            | \$1,323    | MT22-C3060TRAP-36-4C                            | \$1,362    |
| MT22-C3060TRAP-42                 | 30"W x 60"L x 42"H | \$1,283    | MT22-C3060TRAP-42-2C                            | \$1,323    | MT22-C3060TRAP-42-4C                            | \$1,362    |
| MT22-C3072TRAP-29                 | 30"W x 72"L x 29"H | \$1,229    | MT22-C3072TRAP-29-2C                            | \$1,269    | MT22-C3072TRAP-29-4C                            | \$1,308    |
| MT22-C3072TRAP-36                 | 30"W x 72"L x 36"H | \$1,390    | MT22-C3072TRAP-36-2C                            | \$1,430    | MT22-C3072TRAP-36-4C                            | \$1,469    |
| MT22-C3072TRAP-42                 | 30"W x 72"L x 42"H | \$1,390    | MT22-C3072TRAP-42-2C                            | \$1,430    | MT22-C3072TRAP-42-4C                            | \$1,469    |
| MT22-C3672TRAP-29                 | 36"W x 72"L x 29"H | \$1,357    | MT22-C3672TRAP-29-2C                            | \$1,397    | MT22-C3672TRAP-29-4C                            | \$1,436    |
| MT22-C3672TRAP-36                 | 36"W x 72"L x 36"H | \$1,519    | MT22-C3672TRAP-36-2C                            | \$1,559    | MT22-C3672TRAP-36-4C                            | \$1,598    |
| MT22-C3672TRAP-42                 | 36"W x 72"L x 42"H | \$1,519    | MT22-C3672TRAP-42-2C                            | \$1,559    | MT22-C3672TRAP-42-4C                            | \$1,598    |
| <b>3mm Wood Edges</b>             |                    |            | <b>3mm Wood Edges and 2 casters</b>             |            | <b>3mm Wood Edges and 4 casters</b>             |            |
| MT22-E2448TRAP-29                 | 24"W x 48"L x 29"H | \$1,093    | MT22-E2448TRAP-29-2C                            | \$1,133    | MT22-E2448TRAP-29-4C                            | \$1,172    |
| MT22-E2448TRAP-36                 | 24"W x 48"L x 36"H | \$1,255    | MT22-E2448TRAP-36-2C                            | \$1,295    | MT22-E2448TRAP-36-4C                            | \$1,334    |
| MT22-E2448TRAP-42                 | 24"W x 48"L x 42"H | \$1,255    | MT22-E2448TRAP-42-2C                            | \$1,295    | MT22-E2448TRAP-42-4C                            | \$1,334    |
| MT22-E3060TRAP-29                 | 30"W x 60"L x 29"H | \$1,373    | MT22-E3060TRAP-29-2C                            | \$1,413    | MT22-E3060TRAP-29-4C                            | \$1,452    |
| MT22-E3060TRAP-36                 | 30"W x 60"L x 36"H | \$1,536    | MT22-E3060TRAP-36-2C                            | \$1,576    | MT22-E3060TRAP-36-4C                            | \$1,615    |
| MT22-E3060TRAP-42                 | 30"W x 60"L x 42"H | \$1,536    | MT22-E3060TRAP-42-2C                            | \$1,576    | MT22-E3060TRAP-42-4C                            | \$1,615    |
| MT22-E3072TRAP-29                 | 30"W x 72"L x 29"H | \$1,535    | MT22-E3072TRAP-29-2C                            | \$1,575    | MT22-E3072TRAP-29-4C                            | \$1,614    |
| MT22-E3072TRAP-36                 | 30"W x 72"L x 36"H | \$1,696    | MT22-E3072TRAP-36-2C                            | \$1,736    | MT22-E3072TRAP-36-4C                            | \$1,775    |
| MT22-E3072TRAP-42                 | 30"W x 72"L x 42"H | \$1,696    | MT22-E3072TRAP-42-2C                            | \$1,736    | MT22-E3072TRAP-42-4C                            | \$1,775    |
| MT22-E3672TRAP-29                 | 36"W x 72"L x 29"H | \$1,674    | MT22-E3672TRAP-29-2C                            | \$1,714    | MT22-E3672TRAP-29-4C                            | \$1,753    |
| MT22-E3672TRAP-36                 | 36"W x 72"L x 36"H | \$1,837    | MT22-E3672TRAP-36-2C                            | \$1,877    | MT22-E3672TRAP-36-4C                            | \$1,916    |
| MT22-E3672TRAP-42                 | 36"W x 72"L x 42"H | \$1,837    | MT22-E3672TRAP-42-2C                            | \$1,877    | MT22-E3672TRAP-42-4C                            | \$1,916    |
| <b>5/8" Wood Bullnose Edges</b>   |                    |            | <b>5/8" Wood Bullnose Edges and 2 casters</b>   |            | <b>5/8" Wood Bullnose Edges and 4 casters</b>   |            |
| MT22-G2448TRAP-29                 | 24"W x 48"L x 29"H | \$1,268    | MT22-G2448TRAP-29-2C                            | \$1,308    | MT22-G2448TRAP-29-4C                            | \$1,347    |
| MT22-G2448TRAP-36                 | 24"W x 48"L x 36"H | \$1,427    | MT22-G2448TRAP-36-2C                            | \$1,467    | MT22-G2448TRAP-36-4C                            | \$1,506    |
| MT22-G2448TRAP-42                 | 24"W x 48"L x 42"H | \$1,427    | MT22-G2448TRAP-42-2C                            | \$1,467    | MT22-G2448TRAP-42-4C                            | \$1,506    |
| MT22-G3060TRAP-29                 | 30"W x 60"L x 29"H | \$1,557    | MT22-G3060TRAP-29-2C                            | \$1,597    | MT22-G3060TRAP-29-4C                            | \$1,636    |
| MT22-G3060TRAP-36                 | 30"W x 60"L x 36"H | \$1,720    | MT22-G3060TRAP-36-2C                            | \$1,760    | MT22-G3060TRAP-36-4C                            | \$1,799    |
| MT22-G3060TRAP-42                 | 30"W x 60"L x 42"H | \$1,720    | MT22-G3060TRAP-42-2C                            | \$1,760    | MT22-G3060TRAP-42-4C                            | \$1,799    |
| MT22-G3072TRAP-29                 | 30"W x 72"L x 29"H | \$1,692    | MT22-G3072TRAP-29-2C                            | \$1,732    | MT22-G3072TRAP-29-4C                            | \$1,771    |
| MT22-G3072TRAP-36                 | 30"W x 72"L x 36"H | \$1,852    | MT22-G3072TRAP-36-2C                            | \$1,892    | MT22-G3072TRAP-36-4C                            | \$1,931    |
| MT22-G3072TRAP-42                 | 30"W x 72"L x 42"H | \$1,852    | MT22-G3072TRAP-42-2C                            | \$1,892    | MT22-G3072TRAP-42-4C                            | \$1,931    |
| MT22-G3672TRAP-29                 | 36"W x 72"L x 29"H | \$1,815    | MT22-G3672TRAP-29-2C                            | \$1,855    | MT22-G3672TRAP-29-4C                            | \$1,894    |
| MT22-G3672TRAP-36                 | 36"W x 72"L x 36"H | \$1,978    | MT22-G3672TRAP-36-2C                            | \$2,018    | MT22-G3672TRAP-36-4C                            | \$2,057    |
| MT22-G3672TRAP-42                 | 36"W x 72"L x 42"H | \$1,978    | MT22-G3672TRAP-42-2C                            | \$2,018    | MT22-G3672TRAP-42-4C                            | \$2,057    |
| <b>1-1/4" Wood Bullnose Edges</b> |                    |            | <b>1-1/4" Wood Bullnose Edges and 2 casters</b> |            | <b>1-1/4" Wood Bullnose Edges and 4 casters</b> |            |
| MT22-L2448TRAP-29                 | 24"W x 48"L x 29"H | \$1,362    | MT22-L2448TRAP-29-2C                            | \$1,402    | MT22-L2448TRAP-29-4C                            | \$1,440    |
| MT22-L2448TRAP-36                 | 24"W x 48"L x 36"H | \$1,523    | MT22-L2448TRAP-36-2C                            | \$1,563    | MT22-L2448TRAP-36-4C                            | \$1,602    |
| MT22-L2448TRAP-42                 | 24"W x 48"L x 42"H | \$1,523    | MT22-L2448TRAP-42-2C                            | \$1,563    | MT22-L2448TRAP-42-4C                            | \$1,602    |
| MT22-L3060TRAP-29                 | 30"W x 60"L x 29"H | \$1,676    | MT22-L3060TRAP-29-2C                            | \$1,716    | MT22-L3060TRAP-29-4C                            | \$1,755    |
| MT22-L3060TRAP-36                 | 30"W x 60"L x 36"H | \$1,839    | MT22-L3060TRAP-36-2C                            | \$1,879    | MT22-L3060TRAP-36-4C                            | \$1,918    |
| MT22-L3060TRAP-42                 | 30"W x 60"L x 42"H | \$1,839    | MT22-L3060TRAP-42-2C                            | \$1,879    | MT22-L3060TRAP-42-4C                            | \$1,918    |
| MT22-L3072TRAP-29                 | 30"W x 72"L x 29"H | \$1,893    | MT22-L3072TRAP-29-2C                            | \$1,933    | MT22-L3072TRAP-29-4C                            | \$1,972    |
| MT22-L3072TRAP-36                 | 30"W x 72"L x 36"H | \$2,057    | MT22-L3072TRAP-36-2C                            | \$2,097    | MT22-L3072TRAP-36-4C                            | \$2,136    |
| MT22-L3072TRAP-42                 | 30"W x 72"L x 42"H | \$2,057    | MT22-L3072TRAP-42-2C                            | \$2,097    | MT22-L3072TRAP-42-4C                            | \$2,136    |
| MT22-L3672TRAP-29                 | 36"W x 72"L x 29"H | \$2,000    | MT22-L3672TRAP-29-2C                            | \$2,040    | MT22-L3672TRAP-29-4C                            | \$2,079    |
| MT22-L3672TRAP-36                 | 36"W x 72"L x 36"H | \$2,162    | MT22-L3672TRAP-36-2C                            | \$2,202    | MT22-L3672TRAP-36-4C                            | \$2,240    |
| MT22-L3672TRAP-42                 | 36"W x 72"L x 42"H | \$2,162    | MT22-L3672TRAP-42-2C                            | \$2,202    | MT22-L3672TRAP-42-4C                            | \$2,240    |

Prices and specifications subject to change without notice

P-MILESTONE-220519

# TRAPEZOID MILESTONE T-BASE

## Tables



Sprocket



C 3MM PVC EDGES

**Required to order:** Model # including options if applicable

- HPL selection
- PVC selection (if applicable)
- wood edges finish (if applicable)
- powder coat selection

### Sprocket Top Tables

| Model Number                       | Description                        | List Price | Model Number       | List Price |
|------------------------------------|------------------------------------|------------|--------------------|------------|
| <b>3mm PVC Edges</b>               |                                    |            |                    |            |
| <b>3mm PVC Edges and 6 casters</b> |                                    |            |                    |            |
| M3T22-C6060S-29                    | 60"W x 60"D x 29"H, (3) 22" T base | \$1,940    | M3T22-C6060S-29-6C | \$2,059    |
| M3T22-C6060S-36                    | 60"W x 60"D x 36"H, (3) 22" T base | \$2,185    | M3T22-C6060S-36-6C | \$2,304    |
| M3T22-C6060S-42                    | 60"W x 60"D x 42"H, (3) 22" T base | \$2,185    | M3T22-C6060S-42-6C | \$2,304    |



Beanie



C 3MM PVC EDGES

### Beanie Top Tables

| Model Number                           | Description                               | List Price | Model Number   | List Price | Model Number   | List Price |
|--|---|------------|--|------------|--|------------|
| <b>Radiused Corners, 3mm PVC Edges</b> |   |            | <b>Radiused Corners, 3mm PVC Edges and 2 casters</b> |            | <b>Radiused Corners, 3mm PVC Edges and 4 casters</b> |            |
| MT26-C3060BNR-29                       | 58.375"W x 29.25"D x 29"H, (2) 26" T base | \$1,167    | MT26-C3060BNR-29-2C                                  | \$1,207    | MT26-C3060BNR-29-4C                                  | \$1,246    |
| MT26-C3060BNR-36                       | 58.375"W x 29.25"D x 36"H, (2) 26" T base | \$1,331    | MT26-C3060BNR-36-2C                                  | \$1,371    | MT26-C3060BNR-36-4C                                  | \$1,410    |
| MT26-C3060BNR-42                       | 58.375"W x 29.25"D x 42"H, (2) 26" T base | \$1,331    | MT26-C3060BNR-42-2C                                  | \$1,371    | MT26-C3060BNR-42-4C                                  | \$1,410    |



Flair



C 3MM PVC EDGES

### Flair Top Tables

| Model Number                           | Description                             | List Price | Model Number   | List Price | Model Number   | List Price |
|--|---|------------|--|------------|--|------------|
| <b>Radiused Corners, 3mm PVC Edges</b> |   |            | <b>Radiused Corners, 3mm PVC Edges and 2 casters</b> |            | <b>Radiused Corners, 3mm PVC Edges and 4 casters</b> |            |
| MT26-C3060FLR-29                       | 59.5"W x 32.25"D x 29"H, (2) 26" T base | \$1,167    | MT26-C3060FLR-29-2C                                  | \$1,207    | MT26-C3060FLR-29-4C                                  | \$1,246    |
| MT26-C3060FLR-36                       | 59.5"W x 32.25"D x 36"H, (2) 26" T base | \$1,331    | MT26-C3060FLR-36-2C                                  | \$1,371    | MT26-C3060FLR-36-4C                                  | \$1,410    |
| MT26-C3060FLR-42                       | 59.5"W x 32.25"D x 42"H, (2) 26" T base | \$1,331    | MT26-C3060FLR-42-2C                                  | \$1,371    | MT26-C3060FLR-42-4C                                  | \$1,410    |



Round



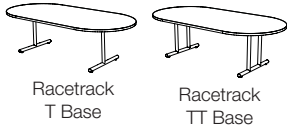
C 3MM PVC EDGES

### Round Flip Top TT-Base Tables

| Model Number         | Description                          | List Price |
|----------------------|--------------------------------------|------------|
| <b>3mm PVC Edges</b> |                                      |            |
| MTT32-C0054-29       | 54" Diameter x 29"H, (2) 32" TT base |            |
| MTT32-C0060-29       | 60" Diameter x 29"H, (2) 32" TT base |            |

# RACETRACK MILESTONE T-BASE

## Tables



**Required to order:** Model # including options if applicable

- HPL selection
- PVC selection (if applicable)
- wood edges finish (if applicable)
- powder coat selection

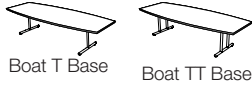
### Racetrack Tables

| Model Number                      | Description                           | List    | Model Number                                    | List    | Model Number                                    | List    | Model Number   | List    |
|-----------------------------------|---------------------------------------|---------|---|---------|---|---------|--|---------|
| <b>3mm PVC Edges</b>              |                                       |         | <b>3mm PVC Edges and 2 Casters</b>              |         | <b>3mm PVC Edges and 4 Casters</b>              |         | <b>3mm PVC Edges with 4 Casters and Flip-top base</b>              |         |
| MT26-CRT3672-29                   | 36"W x 72"L x 29"H, (2) 26" T bases   | \$1,268 | MT26-CRT3672-29-2C                              | \$1,308 | MT26-CRT3672-29-4C                              | \$1,347 | MT26-CRT3672-FT-29-4C  | \$1,976 |
| MTT30-CRT4896-29                  | 48"W x 96"L x 29"H, (3) 30" TT bases  | \$2,382 |   |         |   |         |  |         |
| MTT30-CRT48120-29                 | 48"W x 120"L x 29"H, (2) 30" TT bases | \$3,550 |   |         |   |         |  |         |
| MTT30-CRT48144-29                 | 48"W x 144"L x 29"H, (3) 30" TT bases | \$4,056 |   |         |   |         |  |         |
| MTT36-CRT6096-29                  | 60"W x 96"L x 29"H, (3) 36" TT bases  | \$3,358 |   |         |   |         |  |         |
| MTT36-CRT60120-29                 | 60"W x 120"L x 29"H, (3) 36" TT bases | \$4,667 |   |         |   |         |  |         |
| MTT36-CRT60144-29                 | 60"W x 144"L x 29"H, (3) 36" TT bases | \$5,206 |   |         |   |         |  |         |
| <b>8mm Wood Edges</b>             |                                       |         | <b>8mm Wood Edges and 2 Casters</b>             |         | <b>8mm Wood Edges and 4 Casters</b>             |         | <b>8mm Wood Edges with 4 Casters and Flip-top base</b>             |         |
| MT26-FRT3672-29                   | 36"W x 72"L x 29"H, (2) 26" T bases   |         | MT26-FRT3672-29-2C                              | \$1,711 | MT26-FRT3672-29-4C                              | \$1,750 | MT26-FRT3672-FT-29-4C  | \$2,379 |
| MTT30-FRT4896-29                  | 48"W x 96"L x 29"H, (3) 30" TT bases  | \$2,893 |   |         |   |         |  |         |
| MTT30-FRT48120-29                 | 48"W x 120"L x 29"H, (2) 30" TT bases | \$3,950 |   |         |   |         |  |         |
| MTT30-FRT48144-29                 | 48"W x 144"L x 29"H, (3) 30" TT bases | \$4,816 |   |         |   |         |  |         |
| MTT36-FRT6096-29                  | 60"W x 96"L x 29"H, (3) 36" TT bases  | \$3,654 |   |         |   |         |  |         |
| MTT36-FRT60120-29                 | 60"W x 120"L x 29"H, (3) 36" TT bases | \$5,076 |   |         |   |         |  |         |
| MTT36-FRT60144-29                 | 60"W x 144"L x 29"H, (3) 36" TT bases | \$5,795 |   |         |   |         |  |         |
| <b>5/8" Wood Bullnose Edges</b>   |                                       |         | <b>5/8" Wood Bullnose Edges and 2 Casters</b>   |         | <b>5/8" Wood Bullnose Edges and 4 Casters</b>   |         | <b>5/8" Wood Bullnose Edges with 4 Casters and Flip-top base</b>   |         |
| MT26-GRT3672-29                   | 36"W x 72"L x 29"H, (2) 26" T bases   | \$2,031 | MT26-GRT3672-29-2C                              | \$2,071 | MT26-GRT3672-29-4C                              | \$2,110 | MT26-GRT3672-FT-29-4C  | \$2,739 |
| MTT30-GRT4896-29                  | 48"W x 96"L x 29"H, (3) 30" TT bases  | \$3,184 |   |         |   |         |  |         |
| MTT30-GRT48120-29                 | 48"W x 120"L x 29"H, (2) 30" TT bases | \$4,347 |   |         |   |         |  |         |
| MTT30-GRT48144-29                 | 48"W x 144"L x 29"H, (3) 30" TT bases | \$5,296 |   |         |   |         |  |         |
| MTT36-GRT6096-29                  | 60"W x 96"L x 29"H, (3) 36" TT bases  | \$4,019 |   |         |   |         |  |         |
| MTT36-GRT60120-29                 | 60"W x 120"L x 29"H, (3) 36" TT bases | \$5,584 |   |         |   |         |  |         |
| MTT36-GRT60144-29                 | 60"W x 144"L x 29"H, (3) 36" TT bases | \$6,373 |   |         |   |         |  |         |
| <b>1-1/4" Wood Bullnose Edges</b> |                                       |         | <b>1-1/4" Wood Bullnose Edges and 2 Casters</b> |         | <b>1-1/4" Wood Bullnose Edges and 4 Casters</b> |         | <b>1-1/4" Wood Bullnose Edges with 4 Casters and Flip-top base</b> |         |
| MT26-LRT3672-29                   | 36"W x 72"L x 29"H, (2) 26" T bases   | \$2,548 | MT26-LRT3672-29-2C                              | \$2,588 | MT26-LRT3672-29-4C                              | \$2,627 | MT26-LRT3672-FT-29-4C  | \$3,256 |
| MTT30-LRT4896-29                  | 48"W x 96"L x 29"H, (3) 30" TT bases  | \$4,329 |   |         |   |         |  |         |
| MTT30-LRT48120-29                 | 48"W x 120"L x 29"H, (2) 30" TT bases | \$5,534 |   |         |   |         |  |         |
| MTT30-LRT48144-29                 | 48"W x 144"L x 29"H, (3) 30" TT bases | \$6,632 |   |         |   |         |  |         |
| MTT36-LRT6096-29                  | 60"W x 96"L x 29"H, (3) 36" TT bases  | \$4,807 |   |         |   |         |  |         |
| MTT36-LRT60120-29                 | 60"W x 120"L x 29"H, (3) 36" TT bases | \$6,148 |   |         |   |         |  |         |
| MTT36-LRT60144-29                 | 60"W x 144"L x 29"H, (3) 36" TT bases | \$7,434 |   |         |   |         |  |         |



# BOAT MILESTONE T-BASE

## Tables



- Required to order:** Model # including options if applicable
- HPL selection
  - PVC selection (if applicable)
  - wood edges finish (if applicable)
  - powder coat selection

| Boat Tables                       |  |         |   |         |   |         |  |         |              |      |
|-----------------------------------|--|---------|---|---------|---|---------|--|---------|--------------|------|
| Model Number                      | Description                            | List    | Model Number                                    | List    | Model Number                                    | List    | Model Number   | List    | Model Number | List |
| <b>3mm PVC Edges</b>              |  |         | <b>3mm PVC Edges and 2 casters</b>              |         | <b>3mm PVC Edges and 4 casters</b>              |         | <b>3mm PVC Edges with 4 casters and Flip-top base</b>              |         |              |      |
| MT26-CBT30/3672-29                | 30/36"W x 72"L x 29"H, (2) 26" T bases | \$1,268 | MT26-CBT30/3672-29-2C                           | \$1,308 | MT26-CBT30/3672-29-4C                           | \$1,347 | MT26-CBT30/3672-FT-29-4C   | \$1,834 |              |      |
| MTT30-CBT36/4896-29               | 48"W x 96"L x 29"H, (2) 30" TT Bases   | \$2,382 |   |         |   |         |  |         |              |      |
| MTT30-CBT36/48120-29              | 48"W x 120"L x 29"H, (3) 30" TT bases  | \$3,550 |   |         |   |         |  |         |              |      |
| MTT30-CBT36/48144-29              | 48"W x 144"L x 29"H, (3) 30" TT bases  | \$4,056 |   |         |   |         |  |         |              |      |
| MTT36-CBT48/6096-29               | 60"W x 96"L x 29"H, (3) 36" TT bases   | \$3,358 |   |         |   |         |  |         |              |      |
| MTT36-CBT48/60120-29              | 60"W x 120"L x 29"H, (3) 36" TT bases  | \$4,667 |   |         |   |         |  |         |              |      |
| MTT36-CBT48/60144-29              | 60"W x 144"L x 29"H, (3) 36" TT bases  | \$5,206 |   |         |   |         |  |         |              |      |
| <b>3mm Wood Edges</b>             |  |         | <b>3mm Wood Edges and 2 casters</b>             |         | <b>3mm Wood Edges and 4 casters</b>             |         | <b>3mm Wood Edges with 4 casters and Flip-top base</b>             |         |              |      |
| MT26-EBT30/3672-29                | 30/36"W x 72"L x 29"H, (2) 26" T bases | \$1,671 | MT26-EBT30/3672-29-2C                           | \$1,711 | MT26-EBT30/3672-29-4C                           | \$1,750 | MT26-EBT30/3672-FT-29-4C   | \$2,237 |              |      |
| MTT30-EBT36/4896-29               | 48"W x 96"L x 29"H, (2) 30" TT Bases   | \$2,893 |   |         |   |         |  |         |              |      |
| MTT30-EBT36/48120-29              | 48"W x 120"L x 29"H, (3) 30" TT bases  | \$3,950 |   |         |   |         |  |         |              |      |
| MTT30-EBT36/48144-29              | 48"W x 144"L x 29"H, (3) 30" TT bases  | \$4,816 |   |         |   |         |  |         |              |      |
| MTT36-EBT48/6096-29               | 60"W x 96"L x 29"H, (3) 36" TT bases   | \$3,654 |   |         |   |         |  |         |              |      |
| MTT36-EBT48/60120-29              | 60"W x 120"L x 29"H, (3) 36" TT bases  | \$5,076 |   |         |   |         |  |         |              |      |
| MTT36-EBT48/60144-29              | 60"W x 144"L x 29"H, (3) 36" TT bases  | \$5,795 |   |         |   |         |  |         |              |      |
| <b>8mm Wood Edges</b>             |  |         | <b>8mm Wood Edges and 2 casters</b>             |         | <b>8mm Wood Edges and 4 casters</b>             |         | <b>8mm Wood Edges with 4 casters and Flip-top base</b>             |         |              |      |
| MT26-FBT30/3672-29                | 30/36"W x 72"L x 29"H, (2) 26" T bases | \$1,671 | MT26-FBT30/3672-29-2C                           | \$1,711 | MT26-FBT30/3672-29-4C                           | \$1,750 | MT26-FBT30/3672-FT-29-4C   | \$2,237 |              |      |
| MTT30-FBT36/4896-29               | 48"W x 96"L x 29"H, (2) 30" TT Bases   | \$2,893 |   |         |   |         |  |         |              |      |
| MTT30-FBT36/48120-29              | 48"W x 120"L x 29"H, (3) 30" TT bases  | \$3,950 |   |         |   |         |  |         |              |      |
| MTT30-FBT36/48144-29              | 48"W x 144"L x 29"H, (3) 30" TT bases  | \$4,816 |   |         |   |         |  |         |              |      |
| MTT36-FBT48/6096-29               | 60"W x 96"L x 29"H, (3) 36" TT bases   | \$3,654 |   |         |   |         |  |         |              |      |
| MTT36-FBT48/60120-29              | 60"W x 120"L x 29"H, (3) 36" TT bases  | \$5,076 |   |         |   |         |  |         |              |      |
| MTT36-FBT48/60144-29              | 60"W x 144"L x 29"H, (3) 36" TT bases  | \$5,795 |   |         |   |         |  |         |              |      |
| <b>5/8" Wood Bullnose Edges</b>   |  |         | <b>5/8" Wood Bullnose Edges and 2 casters</b>   |         | <b>5/8" Wood Bullnose Edges and 4 casters</b>   |         | <b>5/8" Wood Bullnose Edges with 4 casters and Flip-top base</b>   |         |              |      |
| MT26-GBT30/3672-29                | 30/36"W x 72"L x 29"H, (2) 26" T bases | \$2,031 | MT26-GBT30/3672-29-2C                           | \$2,071 | MT26-GBT30/3672-29-4C                           | \$2,110 | MT26-GBT30/3672-FT-29-4C   | \$2,597 |              |      |
| MTT30-GBT36/4896-29               | 48"W x 96"L x 29"H, (2) 30" TT Bases   | \$3,184 |   |         |   |         |  |         |              |      |
| MTT30-GBT36/48120-29              | 48"W x 120"L x 29"H, (3) 30" TT bases  | \$4,347 |   |         |   |         |  |         |              |      |
| MTT30-GBT36/48144-29              | 48"W x 144"L x 29"H, (3) 30" TT bases  | \$5,296 |   |         |   |         |  |         |              |      |
| MTT36-GBT48/6096-29               | 60"W x 96"L x 29"H, (3) 36" TT bases   | \$4,019 |   |         |   |         |  |         |              |      |
| MTT36-GBT48/60120-29              | 60"W x 120"L x 29"H, (3) 36" TT bases  | \$5,584 |   |         |   |         |  |         |              |      |
| MTT36-GBT48/60144-29              | 60"W x 144"L x 29"H, (3) 36" TT bases  | \$6,373 |   |         |   |         |  |         |              |      |
| <b>1-1/4" Wood Bullnose Edges</b> |  |         | <b>1-1/4" Wood Bullnose Edges and 2 casters</b> |         | <b>1-1/4" Wood Bullnose Edges and 4 casters</b> |         | <b>1-1/4" Wood Bullnose Edges with 4 casters and Flip-top base</b> |         |              |      |
| MT26-LBT30/3672-29                | 30/36"W x 72"L x 29"H, (2) 26" T bases | \$2,548 | MT26-LBT30/3672-29-2C                           | \$2,588 | MT26-LBT30/3672-29-4C                           | \$2,627 | MT26-LBT30/3672-FT-29-4C   | \$3,114 |              |      |
| MTT30-LBT36/4896-29               | 48"W x 96"L x 29"H, (2) 30" TT Bases   | \$4,329 |   |         |   |         |  |         |              |      |
| MTT30-LBT36/48120-29              | 48"W x 120"L x 29"H, (3) 30" TT bases  | \$5,534 |   |         |   |         |  |         |              |      |
| MTT30-LBT36/48144-29              | 48"W x 144"L x 29"H, (3) 30" TT bases  | \$6,632 |   |         |   |         |  |         |              |      |
| MTT36-LBT48/6096-29               | 60"W x 96"L x 29"H, (3) 36" TT bases   | \$4,807 |   |         |   |         |  |         |              |      |
| MTT36-LBT48/60120-29              | 60"W x 120"L x 29"H, (3) 36" TT bases  | \$6,148 |   |         |   |         |  |         |              |      |
| MTT36-LBT48/60144-29              | 60"W x 144"L x 29"H, (3) 36" TT bases  | \$7,434 |   |         |   |         |  |         |              |      |