

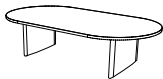
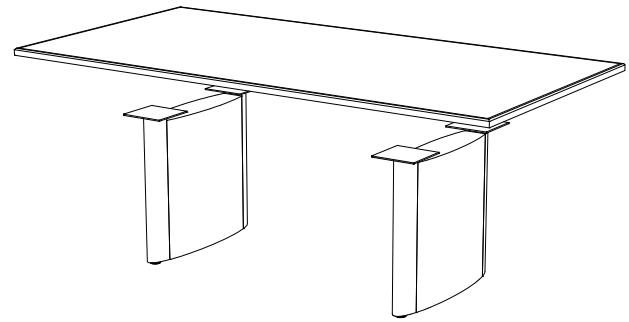
General Specifications

Table Top: Table tops are 1-1/4" thick, three-ply 45# particleboard construction with .050" high-pressure laminate top surface and a .030" phenolic backer. Corners for rectilinear tops: Square corners on banded tops have a 1/8" radius. Tops available in racetrack, boat and rectangle shapes.

Curved Panel Bases: Two rigid-bolted V-shaped extruded aluminum columns. Curved wood or laminate panels fit easily between the columns. Fabricated steel mounting plates require (8) #12-14 screws. 3/8-16" x 3/4" long shank adjustable levelers.

Flate End Panel Bases: Two rigid-bolted flat end extruded aluminum columns. Flat panels with a decorative perforated pattern fit easily between the columns. Fabricated steel mounting plates require (8) #12-14 screws. 3/8-16" x 3/4" long shank adjustable levelers.
 * Bases work as wire management for optional connectivity/power. (see accessories page)

Finish: See MTContract® Finish and Color Guide for choices.

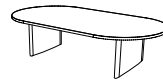


Racetrack



HPL Panel Racetrack Tables

Model Number	Description	Wgt.	List Price
3mm PVC Edges			
NPB1L-CRT3672-29	36"W x 72"L x 29"H, (2) 26" HPL panels	178	\$4,624
NPB1L-CRT3696-29	36"W x 96"L x 29"H, (2) 26" HPL panels	194	\$4,763
NPB1L-CRT36120-29	36"W x 120"L x 29"H, (3) 26" HPL panels	264	\$6,983
NPB1L-CRT36144-29	36"W x 144"L x 29"H, (3) 26" HPL panels	291	\$7,142
NPB1L-CRT4872-29	48"W x 72"L x 29"H, (2) 26" HPL panels	192	\$4,793
NPB1L-CRT4896-29	48"W x 96"L x 29"H, (2) 26" HPL panels	250	\$4,962
NPB1L-CRT48120-29	48"W x 120"L x 29"H, (3) 26" HPL panels	342	\$7,248
NPB1L-CRT48144-29	48"W x 144"L x 29"H, (3) 26" HPL panels	425	\$7,324
NPB1L-CRT6072-29	60"W x 72"L x 29"H, (2) 26" HPL panels	233	\$4,898
NPB1L-CRT6096-29	60"W x 96"L x 29"H, (2) 26" HPL panels	290	\$5,147
NPB1L-CRT60120-29	60"W x 120"L x 29"H, (3) 26" HPL panels	402	\$7,438
NPB1L-CRT60144-29	60"W x 144"L x 29"H, (3) 26" HPL panels	492	\$7,700
5/8" Wood Bullnose Edges			
NPB1L-GRT3672-29	36"W x 72"L x 29"H, (2) 26" HPL panels	178	\$4,950
NPB1L-GRT3696-29	36"W x 96"L x 29"H, (2) 26" HPL panels	194	\$5,217
NPB1L-GRT36120-29	36"W x 120"L x 29"H, (3) 26" HPL panels	264	\$7,551
NPB1L-GRT36144-29	36"W x 144"L x 29"H, (3) 26" HPL panels	291	\$7,824
NPB1L-GRT4872-29	48"W x 72"L x 29"H, (2) 26" HPL panels	192	\$5,207
NPB1L-GRT4896-29	48"W x 96"L x 29"H, (2) 26" HPL panels	250	\$5,555
NPB1L-GRT48120-29	48"W x 120"L x 29"H, (3) 26" HPL panels	342	\$7,967
NPB1L-GRT48144-29	48"W x 144"L x 29"H, (3) 26" HPL panels	425	\$8,315
NPB1L-GRT6072-29	60"W x 72"L x 29"H, (2) 26" HPL panels	233	\$5,464
NPB1L-GRT6096-29	60"W x 96"L x 29"H, (2) 26" HPL panels	290	\$5,900
NPB1L-GRT60120-29	60"W x 120"L x 29"H, (3) 26" HPL panels	402	\$8,389
NPB1L-GRT60144-29	60"W x 144"L x 29"H, (3) 26" HPL panels	492	\$8,819



Racetrack



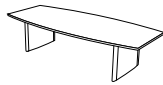
HPL Panel Racetrack Tables (cont.)

Model Number	Description	Wt	List Price
5/8" Wood Bevel Edges			
NPB1L-JRT3672-29	36"W x 72"L x 29"H, (2) 26" HPL panels	178	\$4,950
NPB1L-JRT3696-29	36"W x 96"L x 29"H, (2) 26" HPL panels	194	\$5,217
NPB1L-JRT36120-29	36"W x 120"L x 29"H, (3) 26" HPL panels	264	\$7,551
NPB1L-JRT36144-29	36"W x 144"L x 29"H, (3) 26" HPL panels	291	\$7,824
NPB1L-JRT4872-29	48"W x 72"L x 29"H, (2) 26" HPL panels	192	\$5,207
NPB1L-JRT4896-29	48"W x 96"L x 29"H, (2) 26" HPL panels	250	\$5,555
NPB1L-JRT48120-29	48"W x 120"L x 29"H, (3) 26" HPL panels	342	\$7,967
NPB1L-JRT48144-29	48"W x 144"L x 29"H, (3) 26" HPL panels	425	\$8,315
NPB1L-JRT6072-29	60"W x 72"L x 29"H, (2) 26" HPL panels	233	\$5,464
NPB1L-JRT6096-29	60"W x 96"L x 29"H, (2) 26" HPL panels	290	\$5,900
NPB1L-JRT60120-29	60"W x 120"L x 29"H, (3) 26" HPL panels	402	\$8,389
NPB1L-JRT60144-29	60"W x 144"L x 29"H, (3) 26" HPL panels	492	\$8,819
1-1/4" Wood Bullnose Edges			
NPB1L-LRT3672-29	36"W x 72"L x 29"H, (2) 26" HPL panels	178	\$5,138
NPB1L-LRT3696-29	36"W x 96"L x 29"H, (2) 26" HPL panels	194	\$5,462
NPB1L-LRT36120-29	36"W x 120"L x 29"H, (3) 26" HPL panels	264	\$7,857
NPB1L-LRT36144-29	36"W x 144"L x 29"H, (3) 26" HPL panels	291	\$8,190
NPB1L-LRT4872-29	48"W x 72"L x 29"H, (2) 26" HPL panels	192	\$5,462
NPB1L-LRT4896-29	48"W x 96"L x 29"H, (2) 26" HPL panels	250	\$5,872
NPB1L-LRT48120-29	48"W x 120"L x 29"H, (3) 26" HPL panels	342	\$8,360
NPB1L-LRT48144-29	48"W x 144"L x 29"H, (3) 26" HPL panels	425	\$8,782
NPB1L-LRT6072-29	60"W x 72"L x 29"H, (2) 26" HPL panels	233	\$5,760
NPB1L-LRT6096-29	60"W x 96"L x 29"H, (2) 26" HPL panels	290	\$6,285
NPB1L-LRT60120-29	60"W x 120"L x 29"H, (3) 26" HPL panels	402	\$8,870
NPB1L-LRT60144-29	60"W x 144"L x 29"H, (3) 26" HPL panels	492	\$9,393

Required to order: Model # including options if applicable, laminate selection and powder coat color.
If applicable: PVC color, wood selection and wood finish color.

* See accessories page for power/connectivity options.

Tables



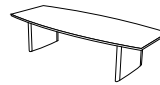
Boat



HPL Panel Boat Tables				
Model Number	Description	Wgt.	List Price	
3mm PVC Edges				
NPB1L-CBT36/4272-29	36"W x 72"L x 29"H, (2) 26" HPL panels	178	\$4,793	
NPB1L-CBT36/4296-29	36"W x 96"L x 29"H, (2) 26" HPL panels	194	\$4,962	
NPB1L-CBT36/42120-29	36"W x 120"L x 29"H, (3) 26" HPL panels	264	\$7,248	
NPB1L-CBT36/42144-29	36"W x 144"L x 29"H, (3) 26" HPL panels	291	\$7,324	
NPB1L-CBT36/4872-29	48"W x 72"L x 29"H, (2) 26" HPL panels	192	\$4,793	
NPB1L-CBT36/4896-29	48"W x 96"L x 29"H, (2) 26" HPL panels	250	\$4,962	
NPB1L-CBT36/48120-29	48"W x 120"L x 29"H, (3) 26" HPL panels	342	\$7,248	
NPB1L-CBT36/48144-29	48"W x 144"L x 29"H, (3) 26" HPL panels	425	\$7,324	
NPB1L-CBT48/6072-29	60"W x 72"L x 29"H, (2) 26" HPL panels	233	\$4,898	
NPB1L-CBT48/6096-29	60"W x 96"L x 29"H, (2) 26" HPL panels	290	\$5,147	
NPB1L-CBT48/60120-29	60"W x 120"L x 29"H, (3) 26" HPL panels	402	\$7,438	
3mm Wood Edges				
NPB1L-EBT36/4272-29	36"W x 72"L x 29"H, (2) 26" HPL panels	178	\$5,051	
NPB1L-EBT36/4296-29	36"W x 96"L x 29"H, (2) 26" HPL panels	194	\$5,250	
NPB1L-EBT36/42120-29	36"W x 120"L x 29"H, (3) 26" HPL panels	264	\$7,537	
NPB1L-EBT36/42144-29	36"W x 144"L x 29"H, (3) 26" HPL panels	291	\$7,640	
NPB1L-EBT36/4872-29	48"W x 72"L x 29"H, (2) 26" HPL panels	192	\$5,051	
NPB1L-EBT36/4896-29	48"W x 96"L x 29"H, (2) 26" HPL panels	250	\$5,250	
NPB1L-EBT36/48120-29	48"W x 120"L x 29"H, (3) 26" HPL panels	342	\$7,537	
NPB1L-EBT36/48144-29	48"W x 144"L x 29"H, (3) 26" HPL panels	425	\$7,640	
NPB1L-EBT48/6072-29	60"W x 72"L x 29"H, (2) 26" HPL panels	233	\$5,186	
NPB1L-EBT48/6096-29	60"W x 96"L x 29"H, (2) 26" HPL panels	290	\$5,464	
NPB1L-EBT48/60120-29	60"W x 120"L x 29"H, (3) 26" HPL panels	402	\$7,784	

* See accessories page for power/connectivity options.

Required to order: Model # including options if applicable, laminate selection and powder coat color.
If applicable: PVC color, wood selection and wood finish color.

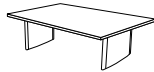


Boat



HPL Panel Boat Tables (cont.)				
Model Number	Description	Wt	List Price	
5/8" Wood Bullnose Edges				
NPB1L-GBT36/4272-29	36"W x 72"L x 29"H, (2) 26" HPL panels	178	\$5,110	
NPB1L-GBT36/4296-29	36"W x 96"L x 29"H, (2) 26" HPL panels	194	\$5,428	
NPB1L-GBT36/42120-29	36"W x 120"L x 29"H, (3) 26" HPL panels	264	\$7,806	
NPB1L-GBT36/42144-29	36"W x 144"L x 29"H, (3) 26" HPL panels	291	\$8,123	
NPB1L-GBT36/4872-29	48"W x 72"L x 29"H, (2) 26" HPL panels	192	\$5,110	
NPB1L-GBT36/4896-29	48"W x 96"L x 29"H, (2) 26" HPL panels	250	\$5,428	
NPB1L-GBT36/48120-29	48"W x 120"L x 29"H, (3) 26" HPL panels	342	\$7,806	
NPB1L-GBT36/48144-29	48"W x 144"L x 29"H, (3) 26" HPL panels	425	\$8,123	
NPB1L-GBT48/6072-29	60"W x 72"L x 29"H, (2) 26" HPL panels	233	\$5,343	
NPB1L-GBT48/6096-29	60"W x 96"L x 29"H, (2) 26" HPL panels	290	\$5,735	
NPB1L-GBT48/60120-29	60"W x 120"L x 29"H, (3) 26" HPL panels	402	\$8,188	
5/8" Wood Bevel Edges				
NPB1L-JBT36/4272-29	36"W x 72"L x 29"H, (2) 26" HPL panels	178	\$5,110	
NPB1L-JBT36/4296-29	36"W x 96"L x 29"H, (2) 26" HPL panels	194	\$5,428	
NPB1L-JBT36/42120-29	36"W x 120"L x 29"H, (3) 26" HPL panels	264	\$7,806	
NPB1L-JBT36/42144-29	36"W x 144"L x 29"H, (3) 26" HPL panels	291	\$8,123	
NPB1L-JBT36/4872-29	48"W x 72"L x 29"H, (2) 26" HPL panels	192	\$5,110	
NPB1L-JBT36/4896-29	48"W x 96"L x 29"H, (2) 26" HPL panels	250	\$5,428	
NPB1L-JBT36/48120-29	48"W x 120"L x 29"H, (3) 26" HPL panels	342	\$7,806	
NPB1L-JBT36/48144-29	48"W x 144"L x 29"H, (3) 26" HPL panels	425	\$8,123	
NPB1L-JBT48/6072-29	60"W x 72"L x 29"H, (2) 26" HPL panels	233	\$5,343	
NPB1L-JBT48/6096-29	60"W x 96"L x 29"H, (2) 26" HPL panels	290	\$5,735	
NPB1L-JBT48/60120-29	60"W x 120"L x 29"H, (3) 26" HPL panels	402	\$8,188	
1-1/4" Wood Bullnose Edges				
NPB1L-LBT36/4272-29	36"W x 72"L x 29"H, (2) 26" HPL panels	178	\$5,397	
NPB1L-LBT36/4296-29	36"W x 96"L x 29"H, (2) 26" HPL panels	194	\$5,790	
NPB1L-LBT36/42120-29	36"W x 120"L x 29"H, (3) 26" HPL panels	264	\$8,255	
NPB1L-LBT36/42144-29	36"W x 144"L x 29"H, (3) 26" HPL panels	291	\$8,659	
NPB1L-LBT36/4872-29	48"W x 72"L x 29"H, (2) 26" HPL panels	192	\$5,397	
NPB1L-LBT36/4896-29	48"W x 96"L x 29"H, (2) 26" HPL panels	250	\$5,790	
NPB1L-LBT36/48120-29	48"W x 120"L x 29"H, (3) 26" HPL panels	342	\$8,255	
NPB1L-LBT36/48144-29	48"W x 144"L x 29"H, (3) 26" HPL panels	425	\$8,659	
NPB1L-LBT48/6072-29	60"W x 72"L x 29"H, (2) 26" HPL panels	233	\$5,683	
NPB1L-LBT48/6096-29	60"W x 96"L x 29"H, (2) 26" HPL panels	290	\$6,184	
NPB1L-LBT48/60120-29	60"W x 120"L x 29"H, (3) 26" HPL panels	402	\$8,744	

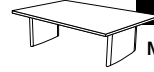
Tables



Rectangle



HPL Panel Rectangular Tables				
Model Number	Description	Wgt.	List Price	
3mm PVC Edges				
NPB1L-C3672-29	36"W x 72"L x 29"H, (2) 26" HPL panels	187	\$4,536	
NPB1L-C3696-29	36"W x 96"L x 29"H, (2) 26" HPL panels	204	\$4,673	
NPB1L-C36120-29	36"W x 120"L x 29"H, (3) 26" HPL panels	276	\$6,873	
NPB1L-C36144-29	36"W x 144"L x 29"H, (3) 26" HPL panels	306	\$7,010	
3mm Wood Edges				
NPB1L-C4872-29	48"W x 72"L x 29"H, (2) 26" HPL panels	202	\$4,673	
NPB1L-C4896-29	48"W x 96"L x 29"H, (2) 26" HPL panels	241	\$4,816	
NPB1L-C48120-29	48"W x 120"L x 29"H, (3) 26" HPL panels	323	\$7,083	
NPB1L-C48144-29	48"W x 144"L x 29"H, (3) 26" HPL panels	362	\$7,158	
NPB1L-C6072-29	60"W x 72"L x 29"H, (2) 26" HPL panels	253	\$4,779	
NPB1L-C6096-29	60"W x 96"L x 29"H, (2) 26" HPL panels	315	\$5,000	
NPB1L-C60120-29	60"W x 120"L x 29"H, (3) 26" HPL panels	431	\$7,274	
NPB1L-C60144-29	60"W x 144"L x 29"H, (3) 26" HPL panels	494	\$7,465	
5/8" Wood Bullnose Edges				
NPB1L-E3672-29	36"W x 72"L x 29"H, (2) 26" HPL panels	187	\$4,707	
NPB1L-E3696-29	36"W x 96"L x 29"H, (2) 26" HPL panels	204	\$4,847	
NPB1L-E36120-29	36"W x 120"L x 29"H, (3) 26" HPL panels	276	\$7,087	
NPB1L-E36144-29	36"W x 144"L x 29"H, (3) 26" HPL panels	306	\$7,269	
NPB1L-E4872-29	48"W x 72"L x 29"H, (2) 26" HPL panels	202	\$4,847	
NPB1L-E4896-29	48"W x 96"L x 29"H, (2) 26" HPL panels	241	\$5,017	
NPB1L-E48120-29	48"W x 120"L x 29"H, (3) 26" HPL panels	323	\$7,314	
NPB1L-E48144-29	48"W x 144"L x 29"H, (3) 26" HPL panels	362	\$7,417	
NPB1L-E6072-29	60"W x 72"L x 29"H, (2) 26" HPL panels	253	\$4,982	
NPB1L-E6096-29	60"W x 96"L x 29"H, (2) 26" HPL panels	315	\$5,231	
NPB1L-E60120-29	60"W x 120"L x 29"H, (3) 26" HPL panels	431	\$7,533	
NPB1L-E60144-29	60"W x 144"L x 29"H, (3) 26" HPL panels	494	\$7,753	
5/8" Wood Bevel edges				
NPB1L-J3672-29	36"W x 72"L x 29"H, (2) 26" HPL panels	187	\$4,780	
NPB1L-J3696-29	36"W x 96"L x 29"H, (2) 26" HPL panels	204	\$4,979	
NPB1L-J36120-29	36"W x 120"L x 29"H, (3) 26" HPL panels	276	\$7,253	
NPB1L-J36144-29	36"W x 144"L x 29"H, (3) 26" HPL panels	306	\$7,468	
NPB1L-J4872-29	48"W x 72"L x 29"H, (2) 26" HPL panels	202	\$4,972	
NPB1L-J4896-29	48"W x 96"L x 29"H, (2) 26" HPL panels	241	\$5,242	
NPB1L-J48120-29	48"W x 120"L x 29"H, (3) 26" HPL panels	323	\$7,575	
NPB1L-J48144-29	48"W x 144"L x 29"H, (3) 26" HPL panels	362	\$7,846	
NPB1L-J6072-29	60"W x 72"L x 29"H, (2) 26" HPL panels	253	\$5,170	
NPB1L-J6096-29	60"W x 96"L x 29"H, (2) 26" HPL panels	315	\$5,505	
NPB1L-J60120-29	60"W x 120"L x 29"H, (3) 26" HPL panels	431	\$7,900	
NPB1L-J60144-29	60"W x 144"L x 29"H, (3) 26" HPL panels	494	\$8,234	
1-1/4" Wood Bullnose Edges				
NPB1L-L3672-29	36"W x 72"L x 29"H, (2) 26" HPL panels	187	\$4,879	
NPB1L-L3696-29	36"W x 96"L x 29"H, (2) 26" HPL panels	204	\$5,122	
NPB1L-L36120-29	36"W x 120"L x 29"H, (3) 26" HPL panels	276	\$7,432	
NPB1L-L36144-29	36"W x 144"L x 29"H, (3) 26" HPL panels	306	\$7,680	
NPB1L-L4872-29	48"W x 72"L x 29"H, (2) 26" HPL panels	202	\$5,110	
NPB1L-L4896-29	48"W x 96"L x 29"H, (2) 26" HPL panels	241	\$5,419	
NPB1L-L48120-29	48"W x 120"L x 29"H, (3) 26" HPL panels	323	\$7,794	
NPB1L-L48144-29	48"W x 144"L x 29"H, (3) 26" HPL panels	362	\$8,111	
NPB1L-L6072-29	60"W x 72"L x 29"H, (2) 26" HPL panels	253	\$5,337	
NPB1L-L6096-29	60"W x 96"L x 29"H, (2) 26" HPL panels	315	\$5,720	
NPB1L-L60120-29	60"W x 120"L x 29"H, (3) 26" HPL panels	431	\$8,165	
NPB1L-L60144-29	60"W x 144"L x 29"H, (3) 26" HPL panels	494	\$8,555	



Rectangle

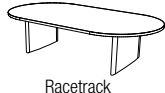


HPL Panel Rectangular Tables (cont.)				
Model Number	Description	Wgt.	List Price	
NPB1L-G6072-29	60"W x 72"L x 29"H, (2) 26" HPL panels	253	\$5,170	
NPB1L-G6096-29	60"W x 96"L x 29"H, (2) 26" HPL panels	315	\$5,505	
NPB1L-G60120-29	60"W x 120"L x 29"H, (3) 26" HPL panels	431	\$7,900	
NPB1L-G60144-29	60"W x 144"L x 29"H, (3) 26" HPL panels	494	\$8,234	
5/8" Wood Bevel edges				
NPB1L-J3672-29	36"W x 72"L x 29"H, (2) 26" HPL panels	187	\$4,780	
NPB1L-J3696-29	36"W x 96"L x 29"H, (2) 26" HPL panels	204	\$4,979	
NPB1L-J36120-29	36"W x 120"L x 29"H, (3) 26" HPL panels	276	\$7,253	
NPB1L-J36144-29	36"W x 144"L x 29"H, (3) 26" HPL panels	306	\$7,468	
NPB1L-J4872-29	48"W x 72"L x 29"H, (2) 26" HPL panels	202	\$4,972	
NPB1L-J4896-29	48"W x 96"L x 29"H, (2) 26" HPL panels	241	\$5,242	
NPB1L-J48120-29	48"W x 120"L x 29"H, (3) 26" HPL panels	323	\$7,575	
NPB1L-J48144-29	48"W x 144"L x 29"H, (3) 26" HPL panels	362	\$7,846	
NPB1L-J6072-29	60"W x 72"L x 29"H, (2) 26" HPL panels	253	\$5,170	
NPB1L-J6096-29	60"W x 96"L x 29"H, (2) 26" HPL panels	315	\$5,505	
NPB1L-J60120-29	60"W x 120"L x 29"H, (3) 26" HPL panels	431	\$7,900	
NPB1L-J60144-29	60"W x 144"L x 29"H, (3) 26" HPL panels	494	\$8,234	
1-1/4" Wood Bullnose Edges				
NPB1L-L3672-29	36"W x 72"L x 29"H, (2) 26" HPL panels	187	\$4,879	
NPB1L-L3696-29	36"W x 96"L x 29"H, (2) 26" HPL panels	204	\$5,122	
NPB1L-L36120-29	36"W x 120"L x 29"H, (3) 26" HPL panels	276	\$7,432	
NPB1L-L36144-29	36"W x 144"L x 29"H, (3) 26" HPL panels	306	\$7,680	
NPB1L-L4872-29	48"W x 72"L x 29"H, (2) 26" HPL panels	202	\$5,110	
NPB1L-L4896-29	48"W x 96"L x 29"H, (2) 26" HPL panels	241	\$5,419	
NPB1L-L48120-29	48"W x 120"L x 29"H, (3) 26" HPL panels	323	\$7,794	
NPB1L-L48144-29	48"W x 144"L x 29"H, (3) 26" HPL panels	362	\$8,111	
NPB1L-L6072-29	60"W x 72"L x 29"H, (2) 26" HPL panels	253	\$5,337	
NPB1L-L6096-29	60"W x 96"L x 29"H, (2) 26" HPL panels	315	\$5,720	
NPB1L-L60120-29	60"W x 120"L x 29"H, (3) 26" HPL panels	431	\$8,165	
NPB1L-L60144-29	60"W x 144"L x 29"H, (3) 26" HPL panels	494	\$8,555	

* See accessories page for power/connectivity options.

Required to order: Model # including options if applicable, laminate selection and powder coat color.
If applicable: PVC color, wood selection and wood finish color.

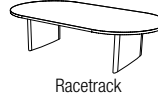
Tables



Racetrack



Wood Panel Racetrack Tables				
Model Number	Description	Wgt.	List Price	
3mm PVC Edges				
NPB1-CRT3672-29	36"W x 72"L x 29"H, (2) 26" wood panel bases	178	\$4,670	
NPB1-CRT3696-29	36"W x 96"L x 29"H, (2) 26" wood panel bases	194	\$4,811	
NPB1-CRT36120-29	36"W x 120"L x 29"H, (3) 26" wood panel bases	264	\$7,053	
NPB1-CRT36144-29	36"W x 144"L x 29"H, (3) 26" wood panel bases	291	\$7,215	
NPB1-CRT4872-29	48"W x 72"L x 29"H, (2) 26" wood panel bases	192	\$4,839	
NPB1-CRT4896-29	48"W x 96"L x 29"H, (2) 26" wood panel bases	250	\$5,013	
NPB1-CRT48120-29	48"W x 120"L x 29"H, (3) 26" wood panel bases	342	\$7,322	
NPB1-CRT48144-29	48"W x 144"L x 29"H, (3) 26" wood panel bases	425	\$7,397	
NPB1-CRT6072-29	60"W x 72"L x 29"H, (2) 26" wood panel bases	233	\$4,947	
NPB1-CRT6096-29	60"W x 96"L x 29"H, (2) 26" wood panel bases	290	\$5,199	
NPB1-CRT60120-29	60"W x 120"L x 29"H, (3) 26" wood panel bases	402	\$7,513	
NPB1-CRT60144-29	60"W x 144"L x 29"H, (3) 26" wood panel bases	492	\$7,777	
5/8" Wood Bullnose Edges				
NPB1-GRT3672-29	36"W x 72"L x 29"H, (2) 26" wood panel bases	178	\$5,000	
NPB1-GRT3696-29	36"W x 96"L x 29"H, (2) 26" wood panel bases	194	\$5,271	
NPB1-GRT36120-29	36"W x 120"L x 29"H, (3) 26" wood panel bases	264	\$7,627	
NPB1-GRT36144-29	36"W x 144"L x 29"H, (3) 26" wood panel bases	291	\$7,903	
NPB1-GRT4872-29	48"W x 72"L x 29"H, (2) 26" wood panel bases	192	\$5,259	
NPB1-GRT4896-29	48"W x 96"L x 29"H, (2) 26" wood panel bases	250	\$5,612	
NPB1-GRT48120-29	48"W x 120"L x 29"H, (3) 26" wood panel bases	342	\$8,046	
NPB1-GRT48144-29	48"W x 144"L x 29"H, (3) 26" wood panel bases	425	\$8,399	
NPB1-GRT6072-29	60"W x 72"L x 29"H, (2) 26" wood panel bases	233	\$5,518	
NPB1-GRT6096-29	60"W x 96"L x 29"H, (2) 26" wood panel bases	290	\$5,959	
NPB1-GRT60120-29	60"W x 120"L x 29"H, (3) 26" wood panel bases	402	\$8,473	
NPB1-GRT60144-29	60"W x 144"L x 29"H, (3) 26" wood panel bases	492	\$8,908	
5/8" Wood Bevel Edges				
NPB1-JRT3672-29	36"W x 72"L x 29"H, (2) 26" wood panel bases	178	\$5,000	
NPB1-JRT3696-29	36"W x 96"L x 29"H, (2) 26" wood panel bases	194	\$5,271	
NPB1-JRT36120-29	36"W x 120"L x 29"H, (3) 26" wood panel bases	264	\$7,627	
NPB1-JRT36144-29	36"W x 144"L x 29"H, (3) 26" wood panel bases	291	\$7,903	
NPB1-JRT4872-29	48"W x 72"L x 29"H, (2) 26" wood panel bases	192	\$5,259	
NPB1-JRT4896-29	48"W x 96"L x 29"H, (2) 26" wood panel bases	250	\$5,612	
NPB1-JRT48120-29	48"W x 120"L x 29"H, (3) 26" wood panel bases	342	\$8,046	
NPB1-JRT48144-29	48"W x 144"L x 29"H, (3) 26" wood panel bases	425	\$8,399	



Racetrack

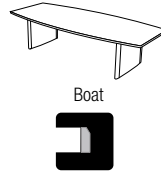
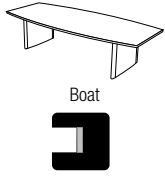


Wood Panel Racetrack Tables (cont.)				
Model Number	Description	Wt	List Price	
NPB1-JRT6072-29	60"W x 72"L x 29"H, (2) 26" wood panel bases	233	\$5,518	
NPB1-JRT6096-29	60"W x 96"L x 29"H, (2) 26" wood panel bases	290	\$5,959	
NPB1-JRT60120-29	60"W x 120"L x 29"H, (3) 26" wood panel bases	402	\$8,473	
NPB1-JRT60144-29	60"W x 144"L x 29"H, (3) 26" wood panel bases	492	\$8,908	
1-1/4" Wood Bullnose Edges				
NPB1-LRT3672-29	36"W x 72"L x 29"H, (2) 26" wood panel bases	178	\$5,190	
NPB1-LRT3696-29	36"W x 96"L x 29"H, (2) 26" wood panel bases	194	\$5,516	
NPB1-LRT36120-29	36"W x 120"L x 29"H, (3) 26" wood panel bases	264	\$7,935	
NPB1-LRT36144-29	36"W x 144"L x 29"H, (3) 26" wood panel bases	291	\$8,274	
NPB1-LRT4872-29	48"W x 72"L x 29"H, (2) 26" wood panel bases	192	\$5,516	
NPB1-LRT4896-29	48"W x 96"L x 29"H, (2) 26" wood panel bases	250	\$5,930	
NPB1-LRT48120-29	48"W x 120"L x 29"H, (3) 26" wood panel bases	342	\$8,445	
NPB1-LRT48144-29	48"W x 144"L x 29"H, (3) 26" wood panel bases	425	\$8,870	
NPB1-LRT6072-29	60"W x 72"L x 29"H, (2) 26" wood panel bases	233	\$5,817	
NPB1-LRT6096-29	60"W x 96"L x 29"H, (2) 26" wood panel bases	290	\$6,350	
NPB1-LRT60120-29	60"W x 120"L x 29"H, (3) 26" wood panel bases	402	\$8,960	
NPB1-LRT60144-29	60"W x 144"L x 29"H, (3) 26" wood panel bases	492	\$9,489	

* See accessories page for power/connectivity options.

Required to order: Model # including options if applicable, laminate selection and powder coat color.
If applicable: PVC color, wood selection and wood finish color.

Tables



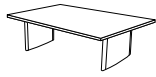
Wood Panel Boat Tables			
Model Number	Description	Wgt.	List Price
3mm PVC Edges			
NPB1-CBT36/4272-29	36"W x 72"L x 29"H, (2) 26" wood panel bases	178	\$4,839
NPB1-CBT36/4296-29	36"W x 96"L x 29"H, (2) 26" wood panel bases	194	\$5,013
NPB1-CBT36/42120-29	36"W x 120"L x 29"H, (3) 26" wood panel bases	264	\$7,322
NPB1-CBT36/42144-29	36"W x 144"L x 29"H, (3) 26" wood panel bases	291	\$7,397
NPB1-CBT36/4872-29	48"W x 72"L x 29"H, (2) 26" wood panel bases	192	\$4,839
NPB1-CBT36/4896-29	48"W x 96"L x 29"H, (2) 26" wood panel bases	250	\$5,013
NPB1-CBT36/48120-29	48"W x 120"L x 29"H, (3) 26" wood panel bases	342	\$7,322
NPB1-CBT36/48144-29	48"W x 144"L x 29"H, (3) 26" wood panel bases	425	\$7,397
NPB1-CBT48/6072-29	60"W x 72"L x 29"H, (2) 26" wood panel bases	233	\$4,947
NPB1-CBT48/6096-29	60"W x 96"L x 29"H, (2) 26" wood panel bases	290	\$5,199
NPB1-CBT48/60120-29	60"W x 120"L x 29"H, (3) 26" wood panel bases	402	\$7,513
3mm Wood Edges			
NPB1-EBT36/4272-29	36"W x 72"L x 29"H, (2) 26" wood panel bases	178	\$5,100
NPB1-EBT36/4296-29	36"W x 96"L x 29"H, (2) 26" wood panel bases	194	\$5,304
NPB1-EBT36/42120-29	36"W x 120"L x 29"H, (3) 26" wood panel bases	264	\$7,612
NPB1-EBT36/42144-29	36"W x 144"L x 29"H, (3) 26" wood panel bases	291	\$7,716
NPB1-EBT36/4872-29	48"W x 72"L x 29"H, (2) 26" wood panel bases	192	\$5,100
NPB1-EBT36/4896-29	48"W x 96"L x 29"H, (2) 26" wood panel bases	250	\$5,304
NPB1-EBT36/48120-29	48"W x 120"L x 29"H, (3) 26" wood panel bases	342	\$7,612
NPB1-EBT36/48144-29	48"W x 144"L x 29"H, (3) 26" wood panel bases	425	\$7,716
NPB1-EBT48/6072-29	60"W x 72"L x 29"H, (2) 26" wood panel bases	233	\$5,239
NPB1-EBT48/6096-29	60"W x 96"L x 29"H, (2) 26" wood panel bases	290	\$5,518
NPB1-EBT48/60120-29	60"W x 120"L x 29"H, (3) 26" wood panel bases	402	\$7,863
5/8" Wood Bullnose Edges			
NPB1-GBT36/4272-29	36"W x 72"L x 29"H, (2) 26" wood panel bases	178	\$5,163
NPB1-GBT36/4296-29	36"W x 96"L x 29"H, (2) 26" wood panel bases	194	\$5,482
NPB1-GBT36/42120-29	36"W x 120"L x 29"H, (3) 26" wood panel bases	264	\$7,884
NPB1-GBT36/42144-29	36"W x 144"L x 29"H, (3) 26" wood panel bases	291	\$8,204
NPB1-GBT36/4872-29	48"W x 72"L x 29"H, (2) 26" wood panel bases	192	\$5,163
NPB1-GBT36/4896-29	48"W x 96"L x 29"H, (2) 26" wood panel bases	250	\$5,482
NPB1-GBT36/48120-29	48"W x 120"L x 29"H, (3) 26" wood panel bases	342	\$7,884
NPB1-GBT36/48144-29	48"W x 144"L x 29"H, (3) 26" wood panel bases	425	\$8,204
NPB1-GBT48/6072-29	60"W x 72"L x 29"H, (2) 26" wood panel bases	233	\$5,396
NPB1-GBT48/6096-29	60"W x 96"L x 29"H, (2) 26" wood panel bases	290	\$5,794
NPB1-GBT48/60120-29	60"W x 120"L x 29"H, (3) 26" wood panel bases	402	\$8,271

Wood Panel Boat Tables (cont.)			
Model Number	Description	Wt	List Price
5/8" Wood Bevel Edges			
NPB1-JBT36/4272-29	36"W x 72"L x 29"H, (2) 26" wood panel bases	178	\$5,163
NPB1-JBT36/4296-29	36"W x 96"L x 29"H, (2) 26" wood panel bases	194	\$5,482
NPB1-JBT36/42120-29	36"W x 120"L x 29"H, (3) 26" wood panel bases	264	\$7,884
NPB1-JBT36/42144-29	36"W x 144"L x 29"H, (3) 26" wood panel bases	291	\$8,204
NPB1-JBT36/4872-29	48"W x 72"L x 29"H, (2) 26" wood panel bases	192	\$5,163
NPB1-JBT36/4896-29	48"W x 96"L x 29"H, (2) 26" wood panel bases	250	\$5,482
NPB1-JBT36/48120-29	48"W x 120"L x 29"H, (3) 26" wood panel bases	342	\$7,884
NPB1-JBT36/48144-29	48"W x 144"L x 29"H, (3) 26" wood panel bases	425	\$8,204
NPB1-JBT48/6072-29	60"W x 72"L x 29"H, (2) 26" wood panel bases	233	\$5,396
NPB1-JBT48/6096-29	60"W x 96"L x 29"H, (2) 26" wood panel bases	290	\$5,794
NPB1-JBT48/60120-29	60"W x 120"L x 29"H, (3) 26" wood panel bases	402	\$8,271
1-1/4" Wood Bullnose Edges			
NPB1-LBT36/4272-29	36"W x 72"L x 29"H, (2) 26" wood panel bases	178	\$5,452
NPB1-LBT36/4296-29	36"W x 96"L x 29"H, (2) 26" wood panel bases	194	\$5,849
NPB1-LBT36/42120-29	36"W x 120"L x 29"H, (3) 26" wood panel bases	264	\$8,337
NPB1-LBT36/42144-29	36"W x 144"L x 29"H, (3) 26" wood panel bases	291	\$8,746
NPB1-LBT36/4872-29	48"W x 72"L x 29"H, (2) 26" wood panel bases	192	\$5,452
NPB1-LBT36/4896-29	48"W x 96"L x 29"H, (2) 26" wood panel bases	250	\$5,849
NPB1-LBT36/48120-29	48"W x 120"L x 29"H, (3) 26" wood panel bases	342	\$8,337
NPB1-LBT36/48144-29	48"W x 144"L x 29"H, (3) 26" wood panel bases	425	\$8,746
NPB1-LBT48/6072-29	60"W x 72"L x 29"H, (2) 26" wood panel bases	233	\$5,740
NPB1-LBT48/6096-29	60"W x 96"L x 29"H, (2) 26" wood panel bases	290	\$6,246
NPB1-LBT48/60120-29	60"W x 120"L x 29"H, (3) 26" wood panel bases	402	\$8,831

* See accessories page for power/connectivity options.

Required to order: Model # including options if applicable, laminate selection and powder coat color.
If applicable: PVC color, wood selection and wood finish color.

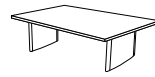
Tables



Rectangle



Wood Panel Rectangular Tables				
Model Number	Description	Wgt.	List Price	
3mm PVC Edges				
NPB1-C3672-29	36"W x 72"L x 29"H, (2) 26" wood panel bases	187	\$4,583	
NPB1-C3696-29	36"W x 96"L x 29"H, (2) 26" wood panel bases	204	\$4,720	
NPB1-C36120-29	36"W x 120"L x 29"H, (3) 26" wood panel bases	276	\$6,943	
NPB1-C36144-29	36"W x 144"L x 29"H, (3) 26" wood panel bases	306	\$7,080	
NPB1-C4872-29	48"W x 72"L x 29"H, (2) 26" wood panel bases	202	\$4,720	
NPB1-C4896-29	48"W x 96"L x 29"H, (2) 26" wood panel bases	241	\$4,865	
NPB1-C48120-29	48"W x 120"L x 29"H, (3) 26" wood panel bases	323	\$7,153	
NPB1-C48144-29	48"W x 144"L x 29"H, (3) 26" wood panel bases	362	\$7,231	
NPB1-C6072-29	60"W x 72"L x 29"H, (2) 26" wood panel bases	253	\$4,828	
NPB1-C6096-29	60"W x 96"L x 29"H, (2) 26" wood panel bases	315	\$5,051	
NPB1-C60120-29	60"W x 120"L x 29"H, (3) 26" wood panel bases	431	\$7,347	
NPB1-C60144-29	60"W x 144"L x 29"H, (3) 26" wood panel bases	494	\$7,540	
3mm Wood Edges				
NPB1-E3672-29	36"W x 72"L x 29"H, (2) 26" wood panel bases	187	\$4,754	
NPB1-E3696-29	36"W x 96"L x 29"H, (2) 26" wood panel bases	204	\$4,897	
NPB1-E36120-29	36"W x 120"L x 29"H, (3) 26" wood panel bases	276	\$7,160	
NPB1-E36144-29	36"W x 144"L x 29"H, (3) 26" wood panel bases	306	\$7,343	
NPB1-E4872-29	48"W x 72"L x 29"H, (2) 26" wood panel bases	202	\$4,897	
NPB1-E4896-29	48"W x 96"L x 29"H, (2) 26" wood panel bases	241	\$5,068	
NPB1-E48120-29	48"W x 120"L x 29"H, (3) 26" wood panel bases	323	\$7,389	
NPB1-E48144-29	48"W x 144"L x 29"H, (3) 26" wood panel bases	362	\$7,491	
NPB1-E6072-29	60"W x 72"L x 29"H, (2) 26" wood panel bases	253	\$5,032	
NPB1-E6096-29	60"W x 96"L x 29"H, (2) 26" wood panel bases	315	\$5,284	
NPB1-E60120-29	60"W x 120"L x 29"H, (3) 26" wood panel bases	431	\$7,608	
NPB1-E60144-29	60"W x 144"L x 29"H, (3) 26" wood panel bases	494	\$7,830	
5/8" Wood Bullnose Edges				
NPB1-G3672-29	36"W x 72"L x 29"H, (2) 26" wood panel bases	187	\$4,829	
NPB1-G3696-29	36"W x 96"L x 29"H, (2) 26" wood panel bases	204	\$5,030	
NPB1-G36120-29	36"W x 120"L x 29"H, (3) 26" wood panel bases	276	\$7,327	
NPB1-G36144-29	36"W x 144"L x 29"H, (3) 26" wood panel bases	306	\$7,543	



Rectangle

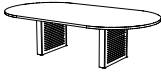


Wood Panel Rectangular Tables (cont.)				
Model Number	Description	Wt	List Price	
NPB1-G4872-29	48"W x 72"L x 29"H, (2) 26" wood panel bases	202	\$5,022	
NPB1-G4896-29	48"W x 96"L x 29"H, (2) 26" wood panel bases	241	\$5,294	
NPB1-G48120-29	48"W x 120"L x 29"H, (3) 26" wood panel bases	323	\$7,651	
NPB1-G48144-29	48"W x 144"L x 29"H, (3) 26" wood panel bases	362	\$7,925	
NPB1-G6072-29	60"W x 72"L x 29"H, (2) 26" wood panel bases	253	\$5,222	
NPB1-G6096-29	60"W x 96"L x 29"H, (2) 26" wood panel bases	315	\$5,562	
NPB1-G60120-29	60"W x 120"L x 29"H, (3) 26" wood panel bases	431	\$7,979	
NPB1-G60144-29	60"W x 144"L x 29"H, (3) 26" wood panel bases	494	\$8,316	
5/8" Wood Bevel edges				
NPB1-J3672-29	36"W x 72"L x 29"H, (2) 26" wood panel bases	187	\$4,829	
NPB1-J3696-29	36"W x 96"L x 29"H, (2) 26" wood panel bases	204	\$5,030	
NPB1-J36120-29	36"W x 120"L x 29"H, (3) 26" wood panel bases	276	\$7,327	
NPB1-J36144-29	36"W x 144"L x 29"H, (3) 26" wood panel bases	306	\$7,543	
NPB1-J4872-29	48"W x 72"L x 29"H, (2) 26" wood panel bases	202	\$5,230	
NPB1-J4896-29	48"W x 96"L x 29"H, (2) 26" wood panel bases	241	\$5,294	
NPB1-J48120-29	48"W x 120"L x 29"H, (3) 26" wood panel bases	323	\$7,651	
NPB1-J48144-29	48"W x 144"L x 29"H, (3) 26" wood panel bases	362	\$7,925	
NPB1-J6072-29	60"W x 72"L x 29"H, (2) 26" wood panel bases	253	\$5,222	
NPB1-J6096-29	60"W x 96"L x 29"H, (2) 26" wood panel bases	315	\$5,562	
NPB1-J60120-29	60"W x 120"L x 29"H, (3) 26" wood panel bases	431	\$7,979	
NPB1-J60144-29	60"W x 144"L x 29"H, (3) 26" wood panel bases	494	\$8,316	
1-1/4" Wood Bullnose Edges				
NPB1-L3672-29	36"W x 72"L x 29"H, (2) 26" wood panel bases	178	\$4,930	
NPB1-L3696-29	36"W x 96"L x 29"H, (2) 26" wood panel bases	194	\$5,173	
NPB1-L36120-29	36"W x 120"L x 29"H, (3) 26" wood panel bases	264	\$7,507	
NPB1-L36144-29	36"W x 144"L x 29"H, (3) 26" wood panel bases	291	\$7,758	
NPB1-L4872-29	48"W x 72"L x 29"H, (2) 26" wood panel bases	202	\$5,163	
NPB1-L4896-29	48"W x 96"L x 29"H, (2) 26" wood panel bases	241	\$5,474	
NPB1-L48120-29	48"W x 120"L x 29"H, (3) 26" wood panel bases	323	\$7,871	
NPB1-L48144-29	48"W x 144"L x 29"H, (3) 26" wood panel bases	362	\$8,191	
NPB1-L6072-29	60"W x 72"L x 29"H, (2) 26" wood panel bases	253	\$5,391	
NPB1-L6096-29	60"W x 96"L x 29"H, (2) 26" wood panel bases	315	\$5,778	
NPB1-L60120-29	60"W x 120"L x 29"H, (3) 26" wood panel bases	431	\$8,248	
NPB1-L60144-29	60"W x 144"L x 29"H, (3) 26" wood panel bases	494	\$8,640	

* See accessories page for power/connectivity options.

Required to order: Model # including options if applicable, laminate selection and powder coat color.
If applicable: PVC color, wood selection and wood finish color.

Tables

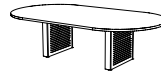


Racetrack



Metal Panel Racetrack Tables

Model Number	Description	Wgt.	List Price
3mm PVC Edges			
NPB2-CRT3672-29	36"W x 72"L x 29"H, (2) 24" metal panels	166	\$4,052
NPB2-CRT3696-29	36"W x 96"L x 29"H, (2) 24" metal panels	182	\$4,194
NPB2-CRT36120-29	36"W x 120"L x 29"H, (3) 24" metal panels	246	\$6,127
NPB2-CRT36144-29	36"W x 144"L x 29"H, (3) 24" metal panels	273	\$6,292
NPB2-CRT4872-29	48"W x 72"L x 29"H, (2) 24" metal panels	180	\$4,225
NPB2-CRT4896-29	48"W x 96"L x 29"H, (2) 24" metal panels	238	\$4,399
NPB2-CRT48120-29	48"W x 120"L x 29"H, (3) 24" metal panels	324	\$6,400
NPB2-CRT48144-29	48"W x 144"L x 29"H, (3) 24" metal panels	407	\$6,477
NPB2-CRT6072-29	60"W x 72"L x 29"H, (2) 24" metal panels	221	\$4,332
NPB2-CRT6096-29	60"W x 96"L x 29"H, (2) 24" metal panels	278	\$4,588
NPB2-CRT60120-29	60"W x 120"L x 29"H, (3) 24" metal panels	384	\$6,594
NPB2-CRT60144-29	60"W x 144"L x 29"H, (3) 24" metal panels	474	\$6,860
5/8" Wood Bullnose Edges			
NPB2-GRT3672-29	36"W x 72"L x 29"H, (2) 24" metal panels	166	\$4,385
NPB2-GRT3696-29	36"W x 96"L x 29"H, (2) 24" metal panels	182	\$4,657
NPB2-GRT36120-29	36"W x 120"L x 29"H, (3) 24" metal panels	246	\$6,708
NPB2-GRT36144-29	36"W x 144"L x 29"H, (3) 24" metal panels	273	\$6,987
NPB2-GRT4872-29	48"W x 72"L x 29"H, (2) 24" metal panels	180	\$4,649
NPB2-GRT4896-29	48"W x 96"L x 29"H, (2) 24" metal panels	238	\$5,005
NPB2-GRT48120-29	48"W x 120"L x 29"H, (3) 24" metal panels	324	\$7,132
NPB2-GRT48144-29	48"W x 144"L x 29"H, (3) 24" metal panels	407	\$7,489
NPB2-GRT6072-29	60"W x 72"L x 29"H, (2) 24" metal panels	221	\$4,910
NPB2-GRT6096-29	60"W x 96"L x 29"H, (2) 24" metal panels	278	\$5,355
NPB2-GRT60120-29	60"W x 120"L x 29"H, (3) 24" metal panels	384	\$7,563
NPB2-GRT60144-29	60"W x 144"L x 29"H, (3) 24" metal panels	474	\$8,004



Racetrack



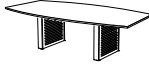
Metal Panel Racetrack Tables

Model Number	Description	Wt	List Price
5/8" Wood Bevel Edges			
NPB2-JRT3672-29	36"W x 72"L x 29"H, (2) 24" metal panels	166	\$4,385
NPB2-JRT3696-29	36"W x 96"L x 29"H, (2) 24" metal panels	182	\$4,657
NPB2-JRT36120-29	36"W x 120"L x 29"H, (3) 24" metal panels	246	\$6,708
NPB2-JRT36144-29	36"W x 144"L x 29"H, (3) 24" metal panels	273	\$6,987
NPB2-JRT4872-29	48"W x 72"L x 29"H, (2) 24" metal panels	180	\$4,649
NPB2-JRT4896-29	48"W x 96"L x 29"H, (2) 24" metal panels	238	\$5,005
NPB2-JRT48120-29	48"W x 120"L x 29"H, (3) 24" metal panels	324	\$7,132
NPB2-JRT48144-29	48"W x 144"L x 29"H, (3) 24" metal panels	407	\$7,489
NPB2-JRT6072-29	60"W x 72"L x 29"H, (2) 24" metal panels	221	\$4,910
NPB2-JRT6096-29	60"W x 96"L x 29"H, (2) 24" metal panels	278	\$5,355
NPB2-JRT60120-29	60"W x 120"L x 29"H, (3) 24" metal panels	384	\$7,563
NPB2-JRT60144-29	60"W x 144"L x 29"H, (3) 24" metal panels	474	\$8,004
1-1/4" Wood Bullnose Edges			
NPB2-LRT3672-29	36"W x 72"L x 29"H, (2) 24" metal panels	166	\$4,577
NPB2-LRT3696-29	36"W x 96"L x 29"H, (2) 24" metal panels	182	\$4,907
NPB2-LRT36120-29	36"W x 120"L x 29"H, (3) 24" metal panels	246	\$7,020
NPB2-LRT36144-29	36"W x 144"L x 29"H, (3) 24" metal panels	273	\$7,362
NPB2-LRT4872-29	48"W x 72"L x 29"H, (2) 24" metal panels	180	\$4,907
NPB2-LRT4896-29	48"W x 96"L x 29"H, (2) 24" metal panels	238	\$5,327
NPB2-LRT48120-29	48"W x 120"L x 29"H, (3) 24" metal panels	324	\$7,534
NPB2-LRT48144-29	48"W x 144"L x 29"H, (3) 24" metal panels	407	\$7,965
NPB2-LRT6072-29	60"W x 72"L x 29"H, (2) 24" metal panels	221	\$5,214
NPB2-LRT6096-29	60"W x 96"L x 29"H, (2) 24" metal panels	278	\$5,749
NPB2-LRT60120-29	60"W x 120"L x 29"H, (3) 24" metal panels	384	\$8,055
NPB2-LRT60144-29	60"W x 144"L x 29"H, (3) 24" metal panels	474	\$8,590

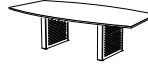
* See accessories page for power/connectivity options.

Required to order: Model # including options if applicable, laminate selection and powder coat color.
If applicable: PVC color, wood selection and wood finish color.

Tables



Metal Panel Boat Tables				
Model Number	Description	Wgt.	List Price	
3mm PVC Edges				
NPB2-CBT36/4272-29	36"W x 72"L x 29"H, (2) 24" metal panels	166	\$4,053	
NPB2-CBT36/4296-29	36"W x 96"L x 29"H, (2) 24" metal panels	182	\$4,222	
NPB2-CBT36/42120-29	36"W x 120"L x 29"H, (3) 24" metal panels	246	\$6,142	
NPB2-CBT36/42144-29	36"W x 144"L x 29"H, (3) 24" metal panels	273	\$6,215	
NPB2-CBT36/4872-29	48"W x 72"L x 29"H, (2) 24" metal panels	180	\$4,053	
NPB2-CBT36/4896-29	48"W x 96"L x 29"H, (2) 24" metal panels	238	\$4,222	
NPB2-CBT36/48120-29	48"W x 120"L x 29"H, (3) 24" metal panels	324	\$6,142	
NPB2-CBT36/48144-29	48"W x 144"L x 29"H, (3) 24" metal panels	407	\$6,215	
NPB2-CBT48/6072-29	60"W x 72"L x 29"H, (2) 24" metal panels	221	\$4,157	
NPB2-CBT48/6096-29	60"W x 96"L x 29"H, (2) 24" metal panels	278	\$4,402	
NPB2-CBT48/60120-29	60"W x 120"L x 29"H, (3) 24" metal panels	384	\$6,328	
3mm Wood Edges				
NPB2-EBT36/4272-29	36"W x 72"L x 29"H, (2) 24" metal panels	166	\$4,308	
NPB2-EBT36/4296-29	36"W x 96"L x 29"H, (2) 24" metal panels	182	\$4,504	
NPB2-EBT36/42120-29	36"W x 120"L x 29"H, (3) 24" metal panels	246	\$6,424	
NPB2-EBT36/42144-29	36"W x 144"L x 29"H, (3) 24" metal panels	273	\$4,196	
NPB2-EBT36/4872-29	48"W x 72"L x 29"H, (2) 24" metal panels	180	\$4,308	
NPB2-EBT36/4896-29	48"W x 96"L x 29"H, (2) 24" metal panels	238	\$4,504	
NPB2-EBT36/48120-29	48"W x 120"L x 29"H, (3) 24" metal panels	324	\$6,424	
NPB2-EBT36/48144-29	48"W x 144"L x 29"H, (3) 24" metal panels	407	\$4,196	
NPB2-EBT48/6072-29	60"W x 72"L x 29"H, (2) 24" metal panels	221	\$4,440	
NPB2-EBT48/6096-29	60"W x 96"L x 29"H, (2) 24" metal panels	278	\$4,712	
NPB2-EBT48/60120-29	60"W x 120"L x 29"H, (3) 24" metal panels	384	\$6,667	
5/8" Wood Bullnose Edges				
NPB2-GBT36/4272-29	36"W x 72"L x 29"H, (2) 24" metal panels	166	\$4,366	
NPB2-GBT36/4296-29	36"W x 96"L x 29"H, (2) 24" metal panels	182	\$4,675	
NPB2-GBT36/42120-29	36"W x 120"L x 29"H, (3) 24" metal panels	246	\$6,687	
NPB2-GBT36/42144-29	36"W x 144"L x 29"H, (3) 24" metal panels	273	\$6,997	
NPB2-GBT36/4872-29	48"W x 72"L x 29"H, (2) 24" metal panels	180	\$4,366	
NPB2-GBT36/4896-29	48"W x 96"L x 29"H, (2) 24" metal panels	238	\$4,675	
NPB2-GBT36/48120-29	48"W x 120"L x 29"H, (3) 24" metal panels	324	\$6,687	
NPB2-GBT36/48144-29	48"W x 144"L x 29"H, (3) 24" metal panels	407	\$6,997	
NPB2-GBT48/6072-29	60"W x 72"L x 29"H, (2) 24" metal panels	221	\$4,594	
NPB2-GBT48/6096-29	60"W x 96"L x 29"H, (2) 24" metal panels	278	\$4,979	
NPB2-GBT48/60120-29	60"W x 120"L x 29"H, (3) 24" metal panels	384	\$7,063	

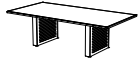


Metal Panel Boat Tables				
Model Number	Description	Wt	List Price	
5/8" Wood Bevel Edges				
NPB2-JBT36/4272-29	36"W x 72"L x 29"H, (2) 24" metal panels	166	\$4,366	
NPB2-JBT36/4296-29	36"W x 96"L x 29"H, (2) 24" metal panels	182	\$4,675	
NPB2-JBT36/42120-29	36"W x 120"L x 29"H, (3) 24" metal panels	246	\$6,687	
NPB2-JBT36/42144-29	36"W x 144"L x 29"H, (3) 24" metal panels	273	\$6,997	
NPB2-JBT36/4872-29	48"W x 72"L x 29"H, (2) 24" metal panels	180	\$4,366	
NPB2-JBT36/4896-29	48"W x 96"L x 29"H, (2) 24" metal panels	238	\$4,675	
NPB2-JBT36/48120-29	48"W x 120"L x 29"H, (3) 24" metal panels	324	\$6,687	
NPB2-JBT36/48144-29	48"W x 144"L x 29"H, (3) 24" metal panels	407	\$6,997	
NPB2-JBT48/6072-29	60"W x 72"L x 29"H, (2) 24" metal panels	221	\$4,594	
NPB2-JBT48/6096-29	60"W x 96"L x 29"H, (2) 24" metal panels	278	\$4,979	
NPB2-JBT48/60120-29	60"W x 120"L x 29"H, (3) 24" metal panels	384	\$6,920	
1-1/4" Wood Bullnose Edges				
NPB2-LBT36/4272-29	36"W x 72"L x 29"H, (2) 24" metal panels	166	\$4,649	
NPB2-LBT36/4296-29	36"W x 96"L x 29"H, (2) 24" metal panels	182	\$5,032	
NPB2-LBT36/42120-29	36"W x 120"L x 29"H, (3) 24" metal panels	246	\$7,128	
NPB2-LBT36/42144-29	36"W x 144"L x 29"H, (3) 24" metal panels	273	\$7,523	
NPB2-LBT36/4872-29	48"W x 72"L x 29"H, (2) 24" metal panels	180	\$4,649	
NPB2-LBT36/4896-29	48"W x 96"L x 29"H, (2) 24" metal panels	238	\$5,032	
NPB2-LBT36/48120-29	48"W x 120"L x 29"H, (3) 24" metal panels	324	\$7,128	
NPB2-LBT36/48144-29	48"W x 144"L x 29"H, (3) 24" metal panels	407	\$7,523	
NPB2-LBT48/6072-29	60"W x 72"L x 29"H, (2) 24" metal panels	221	\$4,927	
NPB2-LBT48/6096-29	60"W x 96"L x 29"H, (2) 24" metal panels	278	\$5,416	
NPB2-LBT48/60120-29	60"W x 120"L x 29"H, (3) 24" metal panels	384	\$7,606	

* See accessories page for power/connectivity options.

Required to order: Model # including options if applicable, laminate selection and powder coat color.
If applicable: PVC color, wood selection and wood finish color.

Tables



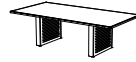
Rectangle



Metal Panel Rectangular Tables			
Model Number	Description	Wgt.	List Price
3mm PVC Edges			
NPB2-C3672-29	36"W x 72"L x 29"H, (2) 24" metal panels	175	\$3,884
NPB2-C3696-29	36"W x 96"L x 29"H, (2) 24" metal panels	192	\$4,020
NPB2-C36120-29	36"W x 120"L x 29"H, (3) 24" metal panels	258	\$5,893
NPB2-C36144-29	36"W x 144"L x 29"H, (3) 24" metal panels	288	\$6,031
NPB2-C4872-29	48"W x 72"L x 29"H, (2) 24" metal panels	190	\$4,020
NPB2-C4896-29	48"W x 96"L x 29"H, (2) 24" metal panels	229	\$4,163
NPB2-C48120-29	48"W x 120"L x 29"H, (3) 24" metal panels	305	\$6,104
NPB2-C48144-29	48"W x 144"L x 29"H, (3) 24" metal panels	344	\$6,180
NPB2-C6072-29	60"W x 72"L x 29"H, (2) 24" metal panels	241	\$4,127
NPB2-C6096-29	60"W x 96"L x 29"H, (2) 24" metal panels	303	\$4,347
NPB2-C60120-29	60"W x 120"L x 29"H, (3) 24" metal panels	413	\$6,295
NPB2-C60144-29	60"W x 144"L x 29"H, (3) 24" metal panels	476	\$6,486
3mm Wood Edges			
NPB2-E3672-29	36"W x 72"L x 29"H, (2) 24" metal panels	175	\$4,052
NPB2-E3696-29	36"W x 96"L x 29"H, (2) 24" metal panels	192	\$4,194
NPB2-E36120-29	36"W x 120"L x 29"H, (3) 24" metal panels	258	\$6,109
NPB2-E36144-29	36"W x 144"L x 29"H, (3) 24" metal panels	288	\$6,291
NPB2-E4872-29	48"W x 72"L x 29"H, (2) 24" metal panels	190	\$4,194
NPB2-E4896-29	48"W x 96"L x 29"H, (2) 24" metal panels	229	\$4,364
NPB2-E48120-29	48"W x 120"L x 29"H, (3) 24" metal panels	305	\$6,334
NPB2-E48144-29	48"W x 144"L x 29"H, (3) 24" metal panels	344	\$6,438
NPB2-E6072-29	60"W x 72"L x 29"H, (2) 24" metal panels	241	\$4,328
NPB2-E6096-29	60"W x 96"L x 29"H, (2) 24" metal panels	303	\$4,577
NPB2-E60120-29	60"W x 120"L x 29"H, (3) 24" metal panels	413	\$6,553
NPB2-E60144-29	60"W x 144"L x 29"H, (3) 24" metal panels	476	\$6,774
5/8" Wood Bullnose Edges			
NPB2-G3672-29	36"W x 72"L x 29"H, (2) 24" metal panels	175	\$4,128
NPB2-G3696-29	36"W x 96"L x 29"H, (2) 24" metal panels	192	\$4,325
NPB2-G36120-29	36"W x 120"L x 29"H, (3) 24" metal panels	258	\$6,274
NPB2-G36144-29	36"W x 144"L x 29"H, (3) 24" metal panels	288	\$6,488

* See accessories page for power/connectivity options.

Required to order: Model # including options if applicable, laminate selection and powder coat color.
If applicable: PVC color, wood selection and wood finish color.



Rectangle



Metal Panel Rectangular Tables (cont.)			
Model Number	Description	Wt	List Price
NPB2-G4872-29	48"W x 72"L x 29"H, (2) 24" metal panels	190	\$4,316
NPB2-G4896-29	48"W x 96"L x 29"H, (2) 24" metal panels	229	\$4,588
NPB2-G48120-29	48"W x 120"L x 29"H, (3) 24" metal panels	305	\$6,595
NPB2-G48144-29	48"W x 144"L x 29"H, (3) 24" metal panels	344	\$6,866
NPB2-G6072-29	60"W x 72"L x 29"H, (2) 24" metal panels	241	\$4,517
NPB2-G6096-29	60"W x 96"L x 29"H, (2) 24" metal panels	303	\$4,853
NPB2-G60120-29	60"W x 120"L x 29"H, (3) 24" metal panels	413	\$6,920
NPB2-G60144-29	60"W x 144"L x 29"H, (3) 24" metal panels	476	\$7,255
5/8" Wood Bevel edges			
NPB2-J3672-29	36"W x 72"L x 29"H, (2) 24" metal panels	175	\$4,128
NPB2-J3696-29	36"W x 96"L x 29"H, (2) 24" metal panels	192	\$4,325
NPB2-J36120-29	36"W x 120"L x 29"H, (3) 24" metal panels	258	\$6,274
NPB2-J36144-29	36"W x 144"L x 29"H, (3) 24" metal panels	288	\$6,488
NPB2-J4872-29	48"W x 72"L x 29"H, (2) 24" metal panels	190	\$4,316
NPB2-J4896-29	48"W x 96"L x 29"H, (2) 24" metal panels	229	\$4,588
NPB2-J48120-29	48"W x 120"L x 29"H, (3) 24" metal panels	305	\$6,595
NPB2-J48144-29	48"W x 144"L x 29"H, (3) 24" metal panels	344	\$6,866
NPB2-J6072-29	60"W x 72"L x 29"H, (2) 24" metal panels	241	\$4,517
NPB2-J6096-29	60"W x 96"L x 29"H, (2) 24" metal panels	303	\$4,853
NPB2-J60120-29	60"W x 120"L x 29"H, (3) 24" metal panels	413	\$6,920
NPB2-J60144-29	60"W x 144"L x 29"H, (3) 24" metal panels	476	\$7,255
1-1/4" Wood Bullnose Edges			
NPB2-L3672-29	36"W x 72"L x 29"H, (2) 24" metal panels	175	\$4,228
NPB2-L3696-29	36"W x 96"L x 29"H, (2) 24" metal panels	192	\$4,468
NPB2-L36120-29	36"W x 120"L x 29"H, (3) 24" metal panels	258	\$6,452
NPB2-L36144-29	36"W x 144"L x 29"H, (3) 24" metal panels	288	\$6,703
NPB2-L4872-29	48"W x 72"L x 29"H, (2) 24" metal panels	190	\$4,456
NPB2-L4896-29	48"W x 96"L x 29"H, (2) 24" metal panels	229	\$4,767
NPB2-L48120-29	48"W x 120"L x 29"H, (3) 24" metal panels	305	\$6,814
NPB2-L48144-29	48"W x 144"L x 29"H, (3) 24" metal panels	344	\$7,132
NPB2-L6072-29	60"W x 72"L x 29"H, (2) 24" metal panels	241	\$4,684
NPB2-L6096-29	60"W x 96"L x 29"H, (2) 24" metal panels	303	\$5,067
NPB2-L60120-29	60"W x 120"L x 29"H, (3) 24" metal panels	413	\$7,186
NPB2-L60144-29	60"W x 144"L x 29"H, (3) 24" metal panels	476	\$7,576