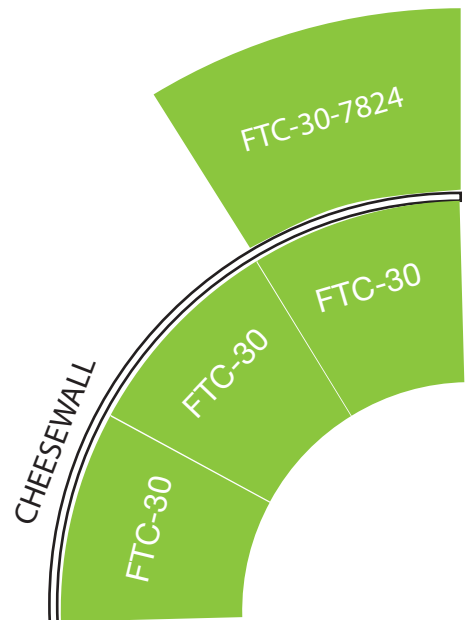
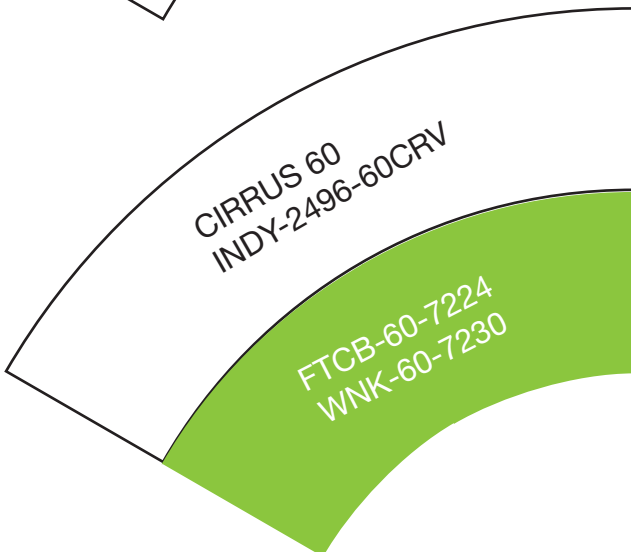
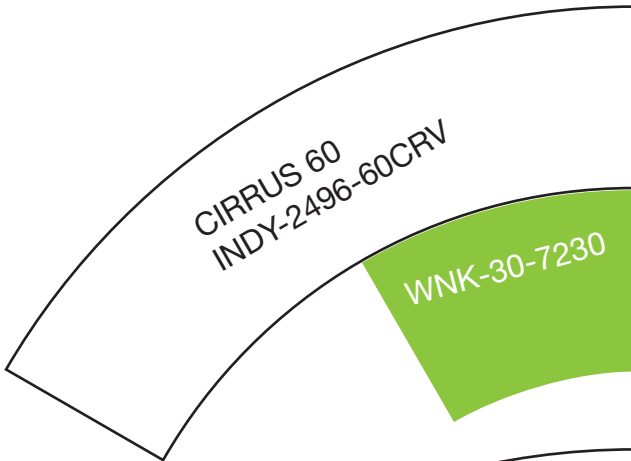
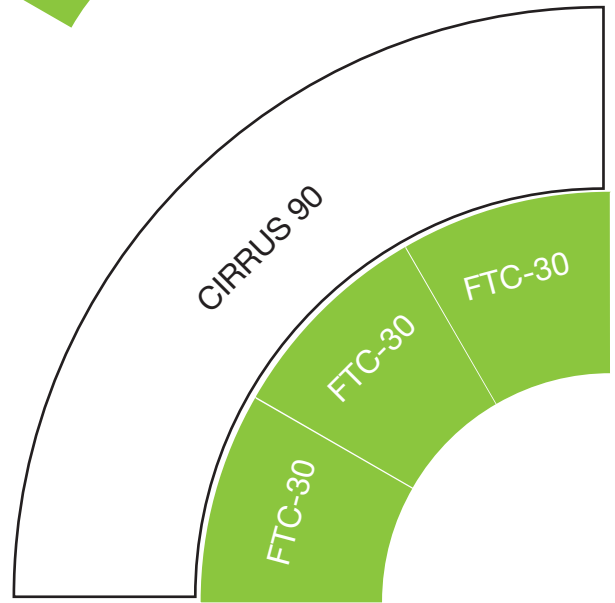
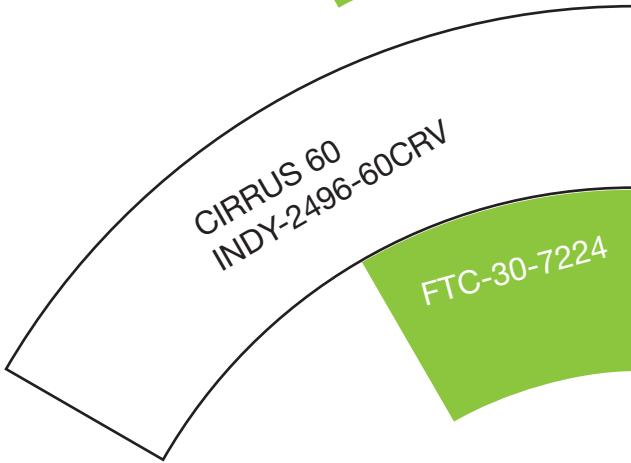
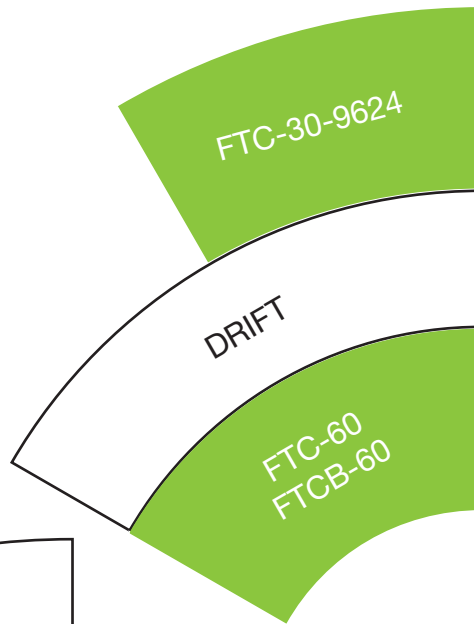
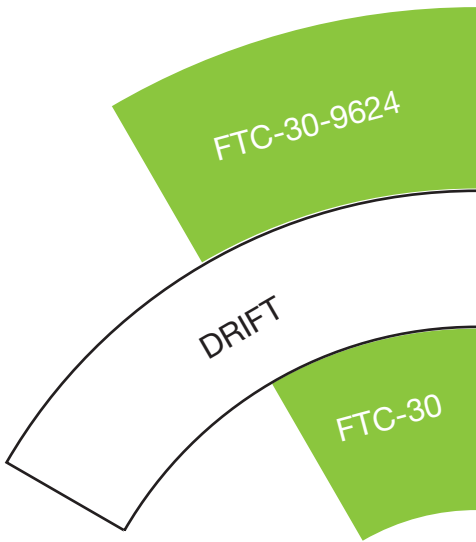


CURVED SEATING COMPATIBILITY



CURVED SEATING COMPATIBILITY CHART

FOOTPRINT	CURVED SEATING			
DRIFT Concave (Seating on Convex side)	(2) FTC-30-9624*			
DRIFT Convex (Seating on Concave side)	(2) FTC-30	(1) FTC-60	(1) FTCB-60	
CIRRUS 90	(3) FTC-30			
CIRRUS 60	(2) FTC-30-7224	(1) FTCB-60-7224	(2) WNK-30-7230	(1) WNK-60-7230
INDY-2496-60CRV	(2) FTC-30-7224	(1) FTCB-60-7224	(2) WNK-30-7230	(1) WNK-60-7230
CHEESEWALL (Seating on Concave side)	(3) FTC-30			
CHEESEWALL (Seating on Convex Side)	(3) FTC-30-7824*			

FTC or WNK
30 or 60
i.e. "7224"

- Product Prefix for Full Time Curve or WINK
- Degree of Curve angle
- Radius and Return in inches

18" seat height is assumed

Full Time Junior (FTCJ or FTCBJ) seating is assumed to be 16" seat height.

Heights that deviate from standard (16" or 18") must be indicated in the model number

i.e. FTC-60-7224-**17**-G#

*currently non-catalog items

curved seating compchrt-190104

