

21-Series Construction Shelving - Bookmark & Design Lines

General Specifications - Wood Shelving

End/Intermediate Panels: All end panels are detailed by product line and are described individually in the "End Panels for Steel Shelving" section of this specification book. All intermediate panels are un-detailed 1" hardwood plywood core with premium grade "A" oak veneer on both faces; exposed edges are banded with 1/8" solid red oak with edges and corners radiused 1/8". All panels permit shelf adjustment on 32mm increments. Intermediate panels are machined on both faces. Threaded 5/16-18 metal inserts are embedded into the top and the bottom of the starter panels to facilitate attachment of the cornice top and toe assembly. Intermediate panels are machined for through bolts.

Note: initial units are specified according to product line; adder units for all wood modular shelving product lines are specified as series 21 and use the same un-detailed intermediate panel.

Cornice Top: The cornice top panel is 3/4" thick veneer core with select oak veneer face. The front edge is banded with 1/8" solid red oak. The cornice rail is 1" x 2-1/4" and is inset 1/8" from the front edge. The cornice top is attached with 16 gauge steel 'Z' brackets. Laminate tops are also available. Contact the factory for more details.

Backs: Backs are 1/4" thick MDF. They are standard with all 21-Series (Bookmark & Design Lines) bookcase units.

Toe Assembly: The toe assembly is a 4" high box frame constructed of 1" thick hardwood plywood. The toe assembly is bolted to the end and intermediate panels using 5/16" - 18 machine bolts.

Mobile Toe Assembly: A steel chassis is fit to the inside of the toe assembly. Casters are bolted to the chassis with 1/4" -20 bolts and nylon insert lock nuts and the entire assembly is attached to the end panel with 5/16" -18 machine bolts. The steel chassis provides formed flanges under the toe and end panels for extra support. The casters are 2" diameter, nonlocking. The mobile bookcase sits 1/2" off the floor.

Base Shelf: The base shelf is 3/4" thick engineered wood with select oak veneer face and 1/8" solid red oak front band. It is supported on all four edges by the toe assembly and attached with two screws.

Fixed Shelves: Shelving units 60" and taller use fixed shelves at either end of a run. Mobile units also receive fixed shelves. They are similar to adjustable shelves with standard shelf pins replaced by fixed shelf pins that screw into the standard side panel line holes. Fixed shelves are adjustable.

Adjustable Shelves: The adjustable shelves are 1" veneer core with premium grade "A" oak veneer; exposed edges are banded with 1/8" solid red oak with edges and corners radiused 1/8". They are bored in 4 locations on the underside to accept seismically rated shelf pins.

Magazine Display Shelf: The magazine display shelf is 3/4" thick engineered wood with select oak face. The front edge has a solid oak retaining rail. The magazine display shelf pivots on pins which mount between the end and intermediate panels allowing the user to lift the shelf and utilize the storage space behind. The pins are retained with a metal bracket and screws to prevent accidental removal.

Picture Book Display Shelf: The picture book display shelves are 3/4" thick glued up aspen hardwood with a 1-3/4" solid red oak front nosing. The back is 3/4" thick engineered wood with select oak veneer face and 1/8" solid red oak top band. The shelf and back are slotted approximately every 5" to accept wooden dividers. The back is attached to the base of the shelf using screws. They are bored in 4 locations on the underside to accept seismically rated shelf pins. Includes 3 dividers per shelf.

Options

Optional Hardwood Shelves: Optional hardwood shelves are 3/4" thick glued up aspen hardwood with a 1-3/4" solid red oak front nosing. They are bored in 4 locations on the underside to accept systemic rated shelf pins. Additional wood or steel adjustable shelves are available for any of the modular bookcases. See end of each bookcase product line section for part numbers. *To Specify: Remove "V" from part number (i.e. 21-4212).*

Optional Adjustable Steel Shelves: 18 ga. steel shelves have a 1" deep triple bent edge and a 1" tall bookstop lip in the rear. Rear lip accepts optional sliding book support. Slots in the turned down side flanges allow the shelves to mount on 5mm adjustable shelf pins. Shelf pins have a collar that prevents them from being removed without first removing the shelf. Nominal 10" and 12" deep shelving uses 9" or 11" deep shelves respectively. Shelves are finished with a durable powder coat. Standard powder coat color is black unless otherwise specified.

To Specify: Add "SB" to part number (i.e. SB21-4212).

Optional Continuous Canopy Tops: Optional common tops are 1-1/4" thick three ply construction, with a .050" laminate face, engineered wood core and a phenolic backer sheet. The common top is banded on all exposed sides with 1/8" solid red oak. Top is replaced with Box Frame. *To specify add the suffix "-CT"*

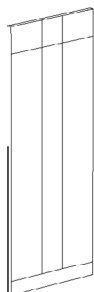
***leveling glides are optional.** We pre-drill hole locations in all end and intermediate panels to accept leveling glides as a standard manufacturing procedure. **If leveling glides are required, you must order the glides separately.**

Please Specify: Product Number / Finish / Back Panel / Enclose Layout

*All pricing shown is for oak veneer.
Use of Maple or other species may incur an upcharge.

Metro Standard Bookcases

Shelving



Single Faced Standard Units				
30" High	Model Number	Description	Wgt.	Price
	V23-3008	30"H X 37"W X 8"D Initial	38	\$871
	V21-3008A	30"H X 36"W X 8"D Adder	33	\$608
	V23-3010	30"H X 37"W X 10"D Initial	43	\$989
	V21-3010A	30"H X 36"W X 10"D Adder	37	\$694
	V23-3012	30"H X 37"W X 12"D Initial	49	\$1,025
	V21-3012A	30"H X 36"W X 12"D Adder	42	\$730

30" High single sided shelving has a select wood top and one adjustable shelf. Includes 1/4" matching wood back.

36" High	Model Number	Description	Wgt.	List Price
	V23-3608	36"H X 37"W X 8"D Initial	43	\$980
	V21-3608A	36"H X 36"W X 8"D Adder	37	\$694
	V23-3610	36"H X 37"W X 10"D Initial	49	\$1,116
	V21-3610A	36"H X 36"W X 10"D Adder	42	\$791
	V23-3612	36"H X 37"W X 12"D Initial	56	\$1,164
	V21-3612A	36"H X 36"W X 12"D Adder	48	\$832

36" High single sided shelving has a select wood top and one adjustable shelf. Includes 1/4" matching wood back.

42" High	Model Number	Description	Wgt.	List Price
	V23-4208	42"H X 37"W X 8"D Initial	47	\$1,091
	V21-4208A	42"H X 36"W X 8"D Adder	41	\$779
	V23-4210	42"H X 37"W X 10"D Initial	55	\$1,245
	V21-4210A	42"H X 36"W X 10"D Adder	47	\$887
	V23-4212	42"H X 37"W X 12"D Initial	62	\$1,302
	V21-4212A	42"H X 36"W X 12"D Adder	53	\$932
	V23-4216-SF	42"H X 37"W X 16"D Initial	77	\$1,360
	V21-4216A-SF	42"H X 36"W X 16"D Adder	64	\$984

42" High single sided shelving has a wood top and two adjustable shelves. Includes 1/4" matching wood back.

48" High	Model Number	Description	Wgt.	List Price
	V23-4808	48"H X 37"W X 8"D Initial	50	\$1,146
	V21-4808A	48"H X 36"W X 8"D Adder	43	\$815
	V23-4810	48"H X 37"W X 10"D Initial	59	\$1,305
	V21-4810A	48"H X 36"W X 10"D Adder	49	\$930
	V23-4812	48"H X 37"W X 12"D Initial	66	\$1,368
	V21-4812A	48"H X 36"W X 12"D Adder	56	\$984
	V23-4816-SF	48"H X 37"W X 16"D Initial	82	\$1,427
	V21-4816A-SF	48"H X 36"W X 16"D Adder	67	\$1,035

48" High single sided shelving has a wood top and two adjustable shelves. Includes 1/4" matching wood back.

60" High	Model Number	Description	Wgt.	List Price
	V23-6008	60"H X 37"W X 8"D Initial	59	\$1,445
	V21-6008A	60"H X 36"W X 8"D Adder	50	\$1,063
	V23-6010	60"H X 37"W X 10"D Initial	69	\$1,648
	V21-6010A	60"H X 36"W X 10"D Adder	58	\$1,218
	V23-6012	60"H X 37"W X 12"D Initial	79	\$1,742
	V21-6012A	60"H X 36"W X 12"D Adder	65	\$1,302
	V23-6016-SF	60"H X 37"W X 16"D Initial	98	\$1,835
	V21-6016A-SF	60"H X 36"W X 16"D Adder	80	\$1,384

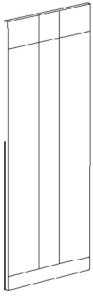
60" High single sided shelving has a wood top and three adjustable shelves. Includes 1/4" matching wood back.

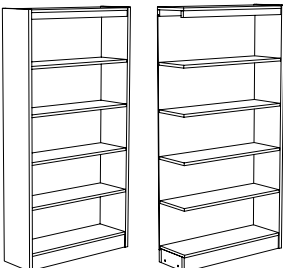
* Steel shelves may be specified for most wood bookcases.

Replace "V" in the model with "SB" (i.e. SB21-4220).

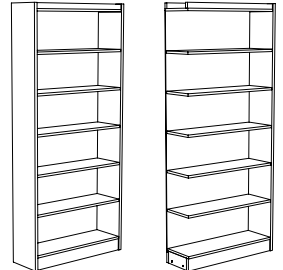
Prices and specifications subject to change without notice

P-METROSHELVING-220622




72" High	Model Number	Description	Wgt.	List Price
	V23-7208	72"H X 37"W X 8"D Initial	72	\$1,748
	V21-7208A	72"H X 36"W X 8"D Adder	59	\$1,238
	V23-7210	72"H X 37"W X 10"D Initial	84	\$1,882
	V21-7210A	72"H X 36"W X 10"D Adder	68	\$1,363
	V23-7212	72"H X 37"W X 12"D Initial	98	\$1,988
	V23-7212A	72"H X 37"W X 12"D Adder	78	\$1,410
	V23-7216-SF	72"H X 37"W X 16"D Initial	121	\$2,094
	V21-7216A-SF	72"H X 36"W X 16"D Adder	95	\$1,540

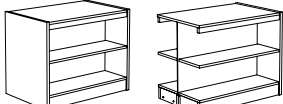
72" High single sided shelving has a wood top and four adjustable shelves. Includes 1/4" matching wood back.

84" High	Model Number	Description	Wgt.	List Price
	V23-8408	84"H X 37"W X 8"D Initial	79	\$1,855
	V21-8408A	84"H X 36"W X 8"D Adder	66	\$1,345
	V23-8410	84"H X 37"W X 10"D Initial	92	\$1,994
	V21-8410A	84"H X 36"W X 10"D Adder	76	\$1,477
	V23-8412	84"H X 37"W X 12"D Initial	106	\$2,113
	V21-8412A	84"H X 36"W X 12"D Adder	87	\$1,574
	V23-8416-SF	84"H X 37"W X 16"D Initial	133	\$2,230
	V21-8416A-SF	84"H X 36"W X 16"D Adder	107	\$1,627

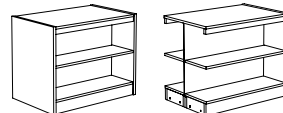
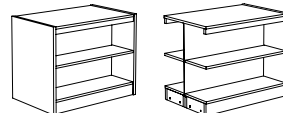
84" High single sided shelving has an inverted wood cornice top and ten adjustable shelves. Includes 1/4" matching wood back.

90" High	Model Number	Description	Wgt.	List Price
	V23-9012	90"H X 37"W X 12"D Initial	115	\$2,273
	V21-9012A	90"H X 36"W X 12"D Adder	95	\$1,714

90" High single sided shelving has an inverted wood cornice top and twelve adjustable shelves. Includes 1/4" matching wood back.

Double Faced Standard Units				
30" High	Model Number	Description	Wgt.	List Price
	V23-3020	30"H X 37"W X 20"D Initial	79	\$1,600
	V21-3020A	30"H X 36"W X 20"D Adder	68	\$1,146
	V23-3024	30"H X 37"W X 24"D Initial	90	\$1,684
	V21-3024A	30"H X 36"W X 24"D Adder	76	\$1,213

30" High double sided shelving has a wood top and two adjustable shelves. Includes 1/4" matching wood back.

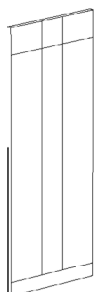
30" High Mobile Units	Model Number	Description	Wgt.	List Price
	V23-3020-MOB	30"H X 37"W X 20"D Mobile	91	\$2,079
	V23-3024-MOB	30"H X 37"W X 24"D Mobile	102	\$2,167
36" High	Model Number	Description	Wgt.	List Price
	V23-3620	36"H X 37"W X 20"D Initial	90	\$1,814
	V21-3620A	36"H X 36"W X 20"D Adder	76	\$1,300
	V23-3624	36"H X 37"W X 24"D Initial	103	\$1,914
	V21-3624A	36"H X 36"W X 24"D Adder	86	\$1,387

36" High double sided shelving has a wood top and two adjustable shelves. Includes 1/4" matching wood back.

* Steel shelves may be specified for most wood bookcases.
Replace "V" in the model with "SB" (i.e. SB21-4220).

Prices and specifications subject to change without notice

P-METROSHELVING-220622



36" High Mobile Units	Model Number	Description	Wgt.	List Price
	V23-3620-MOB	36"H X 37"W X 20"D Mobile	102	\$2,083
	V23-3624-MOB	36"H X 37"W X 24"D Mobile	115	\$2,184

42" High	Model Number	Description	Wgt.	List Price
	V23-4220	42"H X 37"W X 20"D Initial	100	\$2,028
	V21-4220A	42"H X 36"W X 20"D Adder	84	\$1,457
	V23-4224	42"H X 37"W X 24"D Initial	115	\$2,145
	V21-4224A	42"H X 36"W X 24"D Adder	96	\$1,562

42" High double sided shelving has a wood top and four adjustable shelves. Includes 1/4" matching wood back.

42" High Mobile Units	Model Number	Description	Wgt.	List Price
	V23-4220-MOB	42"H X 37"W X 20"D Mobile	112	\$2,535
	V23-4224-MOB	42"H X 37"W X 24"D Mobile	127	\$2,650

48" High	Model Number	Description	Wgt.	List Price
	V23-4820	48"H X 37"W X 20"D Initial	105	\$2,131
	V21-4820A	48"H X 36"W X 20"D Adder	86	\$1,529
	V23-4824	48"H X 37"W X 24"D Initial	121	\$2,250
	V21-4824A	48"H X 36"W X 24"D Adder	99	\$1,639

48" High double sided shelving has a wood top and four adjustable shelves. Includes 1/4" matching wood back.

48" High Mobile Units	Model Number	Description	Wgt.	List Price
	V23-4820-MOB	48"H X 37"W X 20"D Mobile	117	\$2,664
	V23-4824-MOB	48"H X 37"W X 24"D Mobile	133	\$2,784

60" High	Model Number	Description	Wgt.	List Price
	V23-6020	60"H X 37"W X 20"D Initial	125	\$2,708
	V21-6020A	60"H X 36"W X 20"D Adder	102	\$2,027
	V23-6024	60"H X 37"W X 24"D Initial	144	\$2,887
	V21-6024A	60"H X 36"W X 24"D Adder	117	\$2,179

60" High double sided shelving has a wood top and six adjustable shelves. Includes 1/4" matching wood back.

72" High	Model Number	Description	Wgt.	List Price
	V23-7220	72"H X 37"W X 20"D Initial	151	\$3,184
	V21-7220A	72"H X 36"W X 20"D Adder	119	\$2,303
	V23-7224	72"H X 37"W X 24"D Initial	176	\$3,387
	V21-7224A	72"H X 36"W X 24"D Adder	138	\$2,483

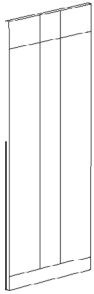
72" High double sided shelving has a wood top and eight adjustable shelves. Includes 1/4" matching wood back.

84" High	Model Number	Description	Wgt.	List Price
	V23-8420	84"H X 37"W X 20"D Initial	167	\$3,417
	V21-8420A	84"H X 36"W X 20"D Adder	135	\$2,533
	V23-8424	84"H X 37"W X 24"D Initial	194	\$3,632
	V21-8424A	84"H X 36"W X 24"D Adder	156	\$2,730

84" High double sided shelving has an inverted wood cornice top and ten adjustable shelves. Includes 1/4" matching wood back.

* Steel shelves may be specified for most wood bookcases.
Replace "V" in the model with "SB" (i.e. SB21-4220).

Shelving

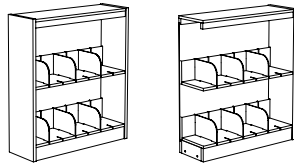


90" High	Model Number	Description	Wgt.	List Price
	V23-9024	90"H X 37"W X 24"D Initial	212	\$3,869
	V21-9024A	90"H X 36"W X 24"D Adder	172	\$2,926



90" High doublesided shelving has an inverted wood cornice top and twelve adjustable shelves. Includes 1/4" matching wood back.

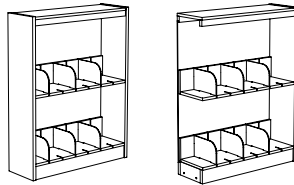
Single Faced Picture Book Units				
42" High	Model Number	Description	Wgt.	List Price



V23-4212P	42"H X 37"W X 12"D Picture Book Initial	72	\$1,474
V21-4212PA	42"H X 36"W X 12"D Picture Book Adder	63	\$1,111

42" High single sided shelving has a wood top, one adjustable picture book shelf and one base picture book shelf. Includes 1/4" matching wood back.

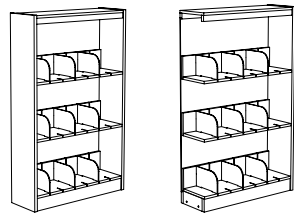
48" High	Model Number	Description	Wgt.	List Price
----------	--------------	-------------	------	------------



V23-4812P	48"H X 37"W X 12"D Picture Book Initial	75	\$1,542
V21-4812PA	48"H X 36"W X 12"D Picture Book Adder	64	\$1,160

48" High single sided shelving has a wood top, one adjustable picture book shelf and one base picture book shelf. Includes 1/4" matching wood back.

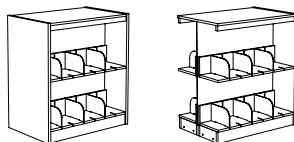
60" High	Model Number	Description	Wgt.	List Price
----------	--------------	-------------	------	------------



V23-6012P	60"H X 37"W X 12"D Picture Book Initial	94	\$1,998
V21-6012PA	60"H X 36"W X 12"D Picture Book Adder	80	\$1,564

60" High single sided shelving has a wood top, two adjustable picture book shelves and one base picture book shelf. Includes 1/4" matching wood back.

Double Faced Picture Book Units				
42" High	Model Number	Description	Wgt.	List Price



V23-4224P	42"H X 37"W X 24"D Picture Book Initial	134	\$2,363
V21-4224PA	42"H X 36"W X 24"D Picture Book Adder	115	\$1,907

42" High double sided shelving has a wood top, two adjustable picture book shelf and one base picture book shelf per side. Includes 1/4" matching wood back.

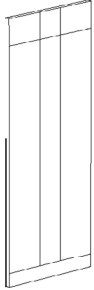
42" High Mobile Unit	Model Number	Description	Wgt.	List Price
	V23-4224P-MOB	42"H X 37"W X 24"D Picture Book Mobile	146	\$2,914

* Steel shelves may be specified for most wood bookcases.

Replace "V" in the model with "SB" (i.e. SB21-4220).

Prices and specifications subject to change without notice

P-METROSHELVING-220622



48" High	Model Number	Description	Wgt.	List Price
	V23-4824P	48"H X 37"W X 24"D Picture Book Initial	140	\$2,600
	V21-4824PA	48"H X 36"W X 24"D Picture Book Adder	118	\$1,988

48" High double sided shelving has a wood top, two adjustable picture book shelf and one base picture book shelf. Includes 1/4" matching wood back.

48" High Mobile Unit	Model Number	Description	Wgt.	List Price
	V23-4824P-MOB	48"H X 37"W X 24"D Picture Book Mobile	152	\$3,131

60" High	Model Number	Description	Wgt.	List Price
	V23-6024P	60"H X 37"W X 24"D Picture Book Initial	174	\$3,166
	V21-6024PA	60"H X 36"W X 24"D Picture Book Adder	147	\$2,698

60" High double sided shelving has a wood top, four adjustable picture book shelves and one base picture book shelf. Includes 1/4" matching wood back.

Options

Steel Shelving

Continuous Canopy Top

Laminate Tops

Custom Width

How to Indicate

Add "SB" to part number (SB21-3012) for standard steel shelves, "S" (S21-3012) for flat steel shelves

Contact factory for ordering information

Specify at time of order

Add to part number (21-4208-35 for 35" wide)

Standard Individual Adjustable Shelves				
Wood Bookcase	Model Number	Description	Wgt.	List Price
	V21-08SH-S	8"D X 34-15/16"W Veneer Core Wood Bookcase Shelf	6	\$111
	V21-10SH-S	10"D X 34-15/16"W Veneer Core Wood Bookcase Shelf	7	\$119
	V21-12SH-S	12"D X 34-15/16"W Veneer Core Wood Bookcase Shelf	8	\$126
	V21-16SH-S	16"D X 34-15/16"W Veneer Core Wood Bookcase Shelf	11	\$140
Steel Bookcase	Model Number	Description	Wgt.	List Price
	SB321-08SH	8"D X 34-15/16"W Flat Steel Bookcase Shelf	7	\$125
	SB321-10SH	10"D X 34-15/16"W Flat Steel Bookcase Shelf	9	\$125
	SB321-12SH	12"D X 34-15/16"W Flat Steel Bookcase Shelf	10	\$136
Magazine Display	Model Number	Description	Wgt.	List Price
	S21-12SH-MAG	Standard Steel Pivoting Magazine Shelf	11	\$185
Picture Book	Model Number	Description	Wgt.	List Price
	V21-12SH-PB	Standard Wood Picture Book Shelf	15	\$242
	S321-12SH-PB	Standard Steel Picture Book Shelf	16	\$229
	V11-12SH-PB-DIV	Standard Wood Picture Book Divider	0.5	\$24
	S321-12SH-PB-DIV	Standard Steel Picture Book Divider	0.5	\$24
Browswer Bins	Model Number	Description	Wgt.	List Price
	S321-12SH-BB	12" 31, 21, 11 Series Steel Browswer Bins shelf		\$265
Sliding Book Support	Model Number	Description	Wgt.	List Price
	21-BS10	10"L x 4:H Sliding Book Support for standard steel shelves	0.5	\$35

* Steel shelves may be specified for most wood bookcases.

Replace "V" in the model with "SB" (i.e. SB21-4220).

Prices and specifications subject to change without notice

P-METROSHELVING-220622