

additions ■  
mediaspace ■  
addendum ■

# anyspace

NEW RECIPES AND MIX-INS





### What is this?

After long deliberation and years of careful thought and contemplation, we have made a decision that we feel our customers will probably appreciate. We have decided to put all of our furniture together in ONE resource book instead of showing our mediaspace/library-specific furniture in one catalog and everything else in another. Brilliant, huh?

So, we are gently blending our mediaspace catalog products into our anyspace catalog. That's right, all mediatechnologies products will be together for all to see and enjoy in one book (eventually). After all, the name "anyospace" means exactly what it says – any space. All mediatechnologies products – any time – any place – any space.

It does not require great depth of thought to see the benefits...

- All items in one resource book for easy reference
- You can access our FULL line for your projects
- One publication to keep updated
- Less stuff to haul around with you

### OK, so what is this.

This, my friend, is an addendum-of-sorts. A stop-gap. It is a mini catalog that contains our mediaspace/library-specific furniture items like circulation desks and bookcases AND it also contains new anyspace items that don't appear in the current anyspace catalog. We've added some great new items and developed a few things that we want you to become (and stay) aware of. Think of it like the snack that keeps you going before the main meal.

So page through this book and savor the new flavors. We have included a few examples of interesting pairings with the new items. Be daring...come up with some of your own! Look over the items you are already familiar with. There are a few changes, twists and turns that you will want to be aware of.

Enjoy without restraint or moderation.

## CONTENTS

### SEATING

HANNAH & BOLA SEATING OPTIONS ...	6
BOLA FOR CHILDREN .....	7
BOLA CHAIR .....	7
HANNAH .....	8
HANNAH STOOL .....	8
HANNAH TASK CHAIR .....	9
HANNAH TASK STOOL .....	9
ARC .....	11
SMILE .....	11
FORUM SEATING .....	13
BOOKMARK .....	14
BENCHMARK .....	14
HERITAGE .....	14
BOOKSTACK SEAT .....	15
MUFFIN TOP .....	15
BARON .....	15

### TABLES

ORBIT LAP TOP .....	18
FORUM WORK TABLE .....	18
FULL TIME OTTABLE .....	19
FORUM TABLE .....	19
ZIP .....	20
BOLA .....	20
BOOKMARK .....	21
LEXINGTON .....	21
METRO .....	22
MALIBU .....	22
CHARLESTON .....	23
HERITAGE .....	23

### PRIVACY

BOOKMARK MEDIA CARRELS .....	26
BOOKMARK HEX .....	27
THE NEST .....	27

### DESKS

CUSTOM CIRCULATION DESKS .....	30
SPEC CIRCULATION DESKS .....	32
MODULAR CIRCULATION DESKS .....	33
SOPWITH BI-LEVEL DESK .....	36

### DISPLAY

4 SIDED MOBILE DISPLAY .....	40
4 SIDED HIGHRISE .....	40
MOBILE DISPLAY .....	40
OCTAGONAL SLATWALL DISPLAY .....	40
MOBILE MAGAZINE RACK .....	41
MAGAZINE DISPLAY .....	41
MAGAZINE RACK .....	41
BOOKSTORE DISPLAY .....	42
TAPERED DISPLAY .....	42
CASCADE DISPLAY .....	42
JUVENILE MOBILE BOOK BROWSER BIN ...	43
STORAGE CUBBIES & BROWSER BIN ...	43
PICTURE BOOK & BROWSER BIN .....	43
BOOK TRUCK .....	44
WOOD DISPLAY BOOK TRUCK .....	44
STEEL DISPLAY BOOK TRUCK .....	44
BOOKMARK .....	45
DICTIONARY STAND .....	45
BIG BOOK DISPLAY .....	45
BOOKMARK ATLAS STAND .....	45
TAPERED BOOK DISPLAY PLATFORM ...	46
CAKE TIERED DISPLAY .....	46
GLASS DISPLAY .....	46
SLATWALL PINWHEEL DISPLAY TOWER	47
SLATWALL & TACKBOARD .....	47
3-SIDED DISPLAY KIOSK .....	47

### SHELVING

ANATOMY OF BOOKCASE LINES .....	50
BOOKMARK WOOD CONSTRUCTION ...	53
DESIGNER LINES .....	54
BOOKMARK WOOD CONSTRUCTION ...	55
ROUNDHOUSE WOOD CONSTRUCTION ...	58
MOBILE ROUNDHOUSE .....	61
31 SERIES STEEL CONSTRUCTION .....	62
SHELVING OPTIONS .....	66
END PANELS FOR STEEL	
CANTILEVERED SHELVING .....	67

### STORAGE

TRANSITION .....	70
------------------	----

...you want to see it all?

[www.mediatechnologies.com](http://www.mediatechnologies.com)

# Seating

## Chairs & Stools

Bola  
Hannah  
Smile  
Arc

## Lounge

Forum  
Baron

## Wooden Chairs

Bookmark  
Benchmark  
Heritage


## Soft Seating

Muffin Top

## Bench

Bookstack Seat

With the acquisition of 5 very popular izzy+ seating lines, we have feathered our cap in a very special way. Hannah, Bola, Smile, Arc and Forum add a new dimension to our seating capabilities and offer you the possibility of using mediatechnologies as your one-stop-shop for your all of your project needs. Speaking of a new dimension, the Muffin Top is a new seating option for those of us who are a little closer to the ground. We're sure you will recognize our great wooden Bookmark and Benchmark chairs for spaces that require the traditional touch.



**Mexican Stew**  
Prepare in a large pot  
Serves a lot

- 1 Onion, Chopped
- 1 lb Pork Breakfast Sausage
- 1 lb Ground Round
- Salt & Pepper
- 2 Cans Pinto Beans, NOT-drained
- 1 Can Whole Kernel Corn, NOT-drained
- 1 Can Kidney beans, Drained
- 1 Can Stewed Tomatoes, NOT-drained
- 1 Can Rotel Tomatoes, NOT-drained
- 1 Pkg Taco Seasoning
- 1 Pkg Ranch Dressing

Brown meat and onions in a large pot.  
Salt and pepper to taste.

Stir in remaining ingredients and cook over medium heat for approximately 30 minutes to blend flavors.

Option: Add grated cheese and/or Tortilla chips to the stew.

Serves: A Lot



# HANNAH & BOLA SEATING OPTIONS

## HANNAH ARMS

- Arms are bolted to the chair frame.
- Arm uprights are cast aluminum and are finished to match chair frame.
- Soft plastic arm pads are available in black.
- Visit [mediatechnologies.com](http://mediatechnologies.com) to view Finish and Color Guide.
- Add HAN100A to the main model number for arms.

For example: HAN001 + HAN100A would indicate that you would like an armless stackable Hannah with arms.



## HANNAH CUSHION

- Cushion is constructed on a contoured polypropylene frame with 1" of high density foam and upholstered in your choice of fabric.
- Cushion can be installed on your seating as ordered from the factory or ordered separately to be installed on Hannah chairs you already have.
- Add HAN600A to the main model number for a seat cushion.

For example: HAN001 + HAN600A would indicate that you would like an armless stackable Hannah with upholstered seat cushion.



## HANNAH CART

- Easily move your stacked Hannah chairs
- Holds 16-Stacked HAN001 chairs
- 10"D x 32.5"W x 27.5"H



## BOLA GLIDES

- Bola chairs are available with ball glides or formal glides.
- Ball glides are molded nylon and available in 15 colors.
- Formal glides are molded nylon and available in T12 Raven only.



## BOLA CHAIRS

- Arm and armless stacking chairs in fixed back
- Thermoplastic or upholstered seat and back
- Thermoplastic color selection includes 15 colors
- 1" 16-gauge powder coated steel tube frame
- For the optional upholstered seat and back, customize with a COM or choose from our graded in programs
- Epoxy finish on arms available in black or silver with molded plastic inserts. Inserts match seat and back color for thermoplastic models
- Molded nylon ball glides or formal glides available
- Meets or exceeds ANSI/BIFMA standards

### BOLA CHAIR STANDARD SIZES

MODEL	TYPE	DEPTH"	WIDTH"	SEAT HEIGHT"
OVERALL HEIGHT 31"				
BOL-R44000	ARMLESS UPHOLSTERED	22	21	18
BOL-R44100	ARM UPHOLSTERED	22	24	18
BOL-R44003	ARMLESS PLASTIC	22	21	17
BOL-R44103	ARM PLASTIC	22	24	17

## BOLA CHAIR



BOL-R44003  
In Purple Martin



BOL-R44000

## BOLA CHAIRS

- Kid-friendly chairs in two heights
- Thermoplastic or upholstered seat and back
- Thermoplastic color selection includes 15 colors
- 1" 16-gauge powder coated steel tube frame
- For the optional upholstered seat and back, customize with a COM or choose from our graded in programs
- Molded nylon ball glides or formal glides available
- Meets or exceeds ANSI/BIFMA standards

### BOLA FOR CHILDREN STANDARD SIZES

MODEL	TYPE	DEPTH"	WIDTH"	SEAT HEIGHT"
JUNIOR OVERALL HEIGHT 24"				
BOL-R45001	JUNIOR UPHOLSTERED	19	18	13
BOL-R45013	JUNIOR PLASTIC	19	18	13
TEEN OVERALL HEIGHT 28.5"				
BOL-R45005	TEEN UPHOLSTERED	20.5	20.5	15
BOL-R45015	TEEN PLASTIC	20.5	20.5	15

## BOLA FOR CHILDREN



BOL-R45001



BOL-R45015  
In Circle



BOLA Junior seating shown with BOLA Table

# HANNAH



# HANNAH STOOL



## HANNAH CHAIRS & STOOLS

- Stacker, chair with casters and stools
- Thermoplastic seat and back
- Thermoplastic color selection includes 17 colors
- Frame available in 15 Powder coat colors
- For the optional upholstered seat pad, customized with a COM or choose from our graded in programs
- Upholstered seat pad is available as a kit for existing installed thermoplastic chairs
- 5-position chair. Seated facing front, facing right, facing left, facing back and seated on back of backrest (don't try this on a seat with casters)!
- Rolled waterfall design allows back to serve double duty as an armrest
- Elliptical hole pattern provides lightness, comfort and breathability (No sweaty back syndrome here)
- Meets or exceeds ANSI/BIFMA standards
- Named after an extraordinarily cute little girl
- Mobile Cart available for HAN001 Models. Silver powder coat finish, holds 16 stacked chairs.

## HANNAH CHAIR STANDARD SIZES

MODEL	OPTION	DEPTH"	WIDTH"	SEAT HEIGHT"
OVERALL HEIGHT 29.5"				
HAN001		18	18	18
HAN001	+ HAN600A	18	18	19
HAN001	+ HAN100A	18	23	18
HAN001	+ HAN100A + HAN600A	18	23	19

## MOBILE CART FOR HAN001 CHAIRS

MODEL	OPTION	DEPTH"	WIDTH"	SEAT HEIGHT"
OVERALL HEIGHT 29.5"				
HAN003	N/A	10	32.5	27.5
OVERALL HEIGHT 29.5"				
HAN005		18	18	18
HAN005	+ HAN600A	18	18	19
HAN005	+ HAN100A	18	23	18
HAN005	+ HAN100A + HAN600A	18	23	19

## HANNAH STOOL STANDARD SIZES

MODEL	OPTION	DEPTH"	WIDTH"	SEAT HEIGHT"
OVERALL HEIGHT 35.5"				
HAN008		18	18	24
HAN008	+ HAN600A	18	18	25
HAN008	+ HAN100A	18	23	24
HAN008	+ HAN100A + HAN600A	18	23	25

## OVERALL HEIGHT 38.5"

MODEL	OPTION	DEPTH"	WIDTH"	SEAT HEIGHT"
HAN002		18	18	27
HAN002	+ HAN600A	18	18	28
HAN002	+ HAN100A	18	23	27
HAN002	+ HAN100A + HAN600A	18	23	28

## OVERALL HEIGHT 41.5"

MODEL	OPTION	DEPTH"	WIDTH"	SEAT HEIGHT"
HAN006		18	18	30
HAN006	+ HAN600A	18	18	31
HAN006	+ HAN100A	18	23	30
HAN006	+ HAN100A + HAN600A	18	23	31

HAN100A - Optional arms  
HAN600A - Optional upholstered seat pad

Visit the mediatechnologies website for:  
• thermoplastic, fabric and powder coat options.  
[mediatechnologies.com/resources/finishes](http://mediatechnologies.com/resources/finishes)

## HANNAH TASK CHAIRS

- Mobile swivel-tilt task chair
- Thermoplastic seat and back
- Thermoplastic color selection includes seven classic and eight evolving colors
- Black nylon base
- For the optional upholstered seat pad, customized with a COM or choose from our graded in programs
- Upholstered seat pad is available as a kit for existing installed thermoplastic chairs
- 5-position chair. Seated facing front, facing right, facing left, facing back and seated on back of backrest (don't try this on a seat with casters)!
- Rolled waterfall design allows back to serve double duty as an armrest
- Elliptical hole pattern provides lightness, comfort and breathability (No sweaty back syndrome here)
- Meets or exceeds ANSI/BIFMA standards

## HANNAH CHAIR STANDARD SIZES

MODEL	OPTION	DEPTH"	WIDTH"	SEAT HEIGHT"
OVERALL HEIGHT 28.75-32"				
HAN007		18	18	15.75 - 20.25
HAN007	+ HAN600A	18	18	16.75 - 21.25
HAN007	+ HAN100A	18	23	15.75 - 20.25
HAN007	+ HAN100A + HAN600A	18	23	16.75 - 21.25

\* Arms and upholstery cushion are add on items.  
Please specify in your model numbers.  
For example: HAN001 + HAN600A would indicate that you would like an armless stackable Hannah with an upholstery cushion.

\* Available in many standard thermoplastic colors and powder coats. Specify thermoplastic and powder coat choices separately.



# HANNAH TASK CHAIR



# HANNAH TASK STOOL



HAN009  
in Blue Heron



**Above:** Smile chairs with Orbit tables and a bank of Smile stools at a counter.

**Left:** Smile stools and Swift tables (on left). Lounge area to right, Forum Seating with Forum tables.

**Bottom:** A mixture of Arc chairs and Milestone tables.



## SMILE

- Whimsical and **stackable**, design provides comfort and a smile!
- Seat is thermoplastic and is available in 15 colors.
- Powder coat frame available in 15 colors
- Frame fitted with nylon glides
- Stool frame includes foot rest.

### SMILE CHAIR STANDARD SIZES

MODEL	DEPTH"	WIDTH"	SEAT HEIGHT"
OVERALL HEIGHT 31.5"			
SML-R35010	22.5	20.5	18.5

### SMILE STOOL STANDARD SIZES

MODEL	DEPTH"	WIDTH"	SEAT HEIGHT"
OVERALL HEIGHT 42.5"			
SML-R35608	24	21.5	30

SML-R35608

SML-R35010

## SMILE

Seating

## ARC CHAIRS & STOOLS

- 4-leg stacker, café- and bar-height stools and task chair
- Thermoplastic or upholstered seat and back
- Thermoplastic color selection includes 15 colors
- Die-cast aluminum chassis available in 15 powder coat colors
- Simply constructed, easily serviced and easy to recycle
- Chosen for its durability, quality and value
- Meets or exceeds ANSI/BIFMA standards

### ARC PLASTIC CHAIR & STOOL STANDARD SIZES

MODEL	TYPE	S. DEPTH"	WIDTH"	SEAT HEIGHT"
OVERALL HEIGHT 31"				
ARC-N55F43PST	Stacker	18	19	18
ARC-G55D43P	Task	18	26	16 - 20.5
OVERALL HEIGHT 38"				
ARC-S55F43PCH	Counter Ht	18	19	25
OVERALL HEIGHT 41"				
ARC-S55F43PBH	Bar Ht	18	19	28

### ARC UPHOLSTERED CHAIR & STOOL STANDARD SIZES

MODEL	TYPE	S. DEPTH"	WIDTH"	SEAT HEIGHT"
OVERALL HEIGHT 31"				
ARC-N55F43ST	Stacker	18	19	18
ARC-G55D43	Task	18	26	16 - 20.5
OVERALL HEIGHT 38"				
ARC-S55F43CH	Counter Ht	18	19	25
OVERALL HEIGHT 41"				
ARC-S55F43BH	Bar Ht	18	19	28

Visit the mediatechnologies website for:

- thermoplastic, powder coat and upholstery options
- [mediatechnologies.com/resources/finishes](http://mediatechnologies.com/resources/finishes)

## ARC



ARC-N55F43PST  
in Peacock



ARC-G55D43P



ARC-S55F43PBH





**Above:** Forum seating with Forum ottomans and occasional tables in the foreground. Orbit tables with Hannah seating in the background.

**Left:** Forum seating with Forum benches and occasional tables.

**Below:** Forum seating with Forum ottomans and occasional tables in the foreground. Orbit café tables with Hannah stools in the background.



## FORUM

- Light and airy contemporary design
- 9/16" steel tube frame available in 15 powder coat colors
- Fully upholstered seat cushions are constructed on an inner wood frame with 2" of high density upholstery foam.
- Lounge seating available fully upholstered or with outer wood shell frame
- Full line includes lounge seating, ottomans, benches and occasional tables
- Tablet arm option available for mounting on right or left side of lounge seating. Available in HPL. See website.
- \* Forum design by Timothy deFiebre.

### FORUM LOUNGE STANDARD SIZES

MODEL	DEPTH"	WIDTH"	SEAT HEIGHT"
MID-BACK OVERALL HEIGHT 29.75"			
FRM-N68E13S	27.75	24.375	17
FRM-N68E13D	27.75	48.375	17
FRM-N68E13T	27.75	72.375	17
HIGH-BACK OVERALL HEIGHT 32.75"			
FRM-N68E03S	27.75	24.375	17
FRM-N68E03D	27.75	48.375	17
FRM-N68E03T	27.75	72.375	17

### FORUM WOOD LOUNGE STANDARD SIZES

MODEL	DEPTH"	WIDTH"	SEAT HEIGHT"
MID-BACK OVERALL HEIGHT 27.75"			
FRM-N68E13SW	27.75	24.375	17
FRM-N68E13DW	27.75	48.375	17
HIGH-BACK OVERALL HEIGHT 31.75"			
FRM-N68E03SW	27.75	24.375	17
FRM-N68E03DW	27.75	48.375	17



## FORUM SEATING



FRM-N68E13D



FRM-N68E13SW

FRM-N68E13DW

### FORUM OTTOMAN STANDARD SIZES

MODEL	DEPTH"	WIDTH"	SEAT HEIGHT"
OVERALL HEIGHT 15"			
FRM-N68E1O	17.75	24.375	15

### FORUM WOOD OTTOMAN STANDARD SIZES

MODEL	DEPTH"	WIDTH"	SEAT HEIGHT"
OVERALL HEIGHT 15"			
FRM-N68E1OW	17.75	24.375	15

### FORUM FULLY UPHOLSTERED BENCH STANDARD SIZES

MODEL	DEPTH"	WIDTH"	SEAT HEIGHT"
SQUARE			
FRM-N68E2020FU	20	20.375	17.675
FRM-N68E2424FU	24	24.375	17.675
RECTANGLE			
FRM-N68E2048FU	20	48.375	17.675
FRM-N68E2060FU	20	60.375	17.675
FRM-N68E2448FU	24	48.375	17.675
FRM-N68E2460FU	24	60.375	17.675



FRM-N68E2020FU

## BOOKMARK



BM-18D



BM-SB18C

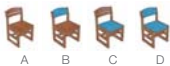


A

B

C

D



A

B

C

D

### BOOKMARK Post and Sled Base

- Clean Through Design
- Front to Back Stretchers
- Shaped Back Posts
- Interlocking Solid Wood Corner Blocks

#### BOOKMARK STANDARD SIZES

MODEL	OVERALL DEPTH"	OVERALL WIDTH"	OVERALL HEIGHT"	SEAT HEIGHT"
BM-18	21	19	33	18
BM-SB18	21	19	33	18
BMS-18	19	19	18	18

#### BOOKMARK JUNIOR SIZES

MODEL	OVERALL DEPTH"	OVERALL WIDTH"	OVERALL HEIGHT"	SEAT HEIGHT"
BM-16	17	16	28.75	16
K-SB16	17	16	28.75	16

## BENCHMARK



KS-18C



KS-30C

### BENCHMARK SLAT BACK

- Two Upholstered Seat Styles
- Clean Through Design
- Replaceable Seat
- Front to Back Stretchers
- Shaped Back Posts
- Interlocking Solid Wood Corner Blocks

#### BENCHMARK JUNIOR SIZES

MODEL	OVERALL DEPTH"	OVERALL WIDTH"	OVERALL HEIGHT"	SEAT HEIGHT"
K-16	17	16	27	16
K-SB16	17	16	27	16
KR-SB16	18.25	16	27	15.5
KS-16	19	16.5	31	16

#### BENCHMARK STANDARD SIZES

MODEL	OVERALL DEPTH"	OVERALL WIDTH"	OVERALL HEIGHT"	SEAT HEIGHT"
K-18	20.5	19	32.5	17.5
K-SB18	20.5	19	32.5	17.5
KR-SB18	23	19	32	17.5
KS-18	22	18	35	17.5
KS-30	20.5	18	43	30

### HERITAGE

- Heritage rocking chairs are constructed of solid oak
- Seat is made of solid oak strips that are double scooped to create maximum comfort.
- Available in youth size as well.

#### HERITAGE STANDARD SIZES

MODEL	DEPTH"	WIDTH"	SEAT HEIGHT"
OVERALL HEIGHT 41.5"			
HR	29.5	24.5	16
OVERALL HEIGHT 31.5"			
HRJ	13	16	12



HR



HRJ

### MUFFIN TOP

- The perfect kid-friendly stool for users that are "built a little bit closer to the ground".
- The muffin top is trimmed out with a 4" high-density foam seat cushion.
- The base is built with industrial grade plywood.
- Self-leveling nylon glides

#### MUFFIN TOP STANDARD SIZE

MODEL	DIA"	SEAT HEIGHT"
SSMT-6-24	24	6



SSMT-6-24

### BOOKSTACK SEAT

- 2" thick upholstered seat cushion.
- Available in 37" and 24" Widths.
- Bookshelf or Picturebook shelving base.
- Mobile option (concealed casters).
- \*Mobile option is not available for 24" wide models.

#### 21 SERIES BOOKMARK STANDARD SIZES

MODEL	DEPTH"	WIDTH"	HEIGHT"
21-1812BS	12	37	18
21-1816BS	16	37	18
21-1816BS-MOB	16	37	18
21-1812BS-24	12	24	18
21-1816BS-24	16	24	18
21-1812PBS	12	37	18
21-1816PBS	16	37	18
21-1816PBS-MOB	16	37	18

\* Available in HPL and TFL. To specify, replace "21" in the model number with "H11 for HPL or "T11" for TFL.



21-1816BS



21-1816PBS 21-1816BS-24

## BARON

### BARON LOUNGE

- Legs are 3" solid (oak or maple).
- Upholstered foam cushion interior. 5" seat cushion, 4" back cushion is vertical and gently slopes back for comfort.
- Chair arms are flat hardwood.
- Choose between wood (BR) or upholstered side panels (BRU).
- Each leg is capped with a steel plate and leveling glides.

#### BARON LOUNGE STANDARD SIZES

MODEL	DEPTH"	WIDTH"	SEAT HEIGHT"
OVERALL HEIGHT 32"			
BR-3231	31	31	16
BRU-3231	31	31	16
BR-3255	31	55.5	16
BRU-3255	31	55.5	16



BRU-3231



BRU-3255



BR-3231



BRU-3231



BR-3255



BRU-3255

Visit the mediatechnologies website for:

- graded fabric selection options.
- [mediatechnologies.com/resources/fabrics](http://mediatechnologies.com/resources/fabrics)
- finish, laminate and powder coat options
- [mediatechnologies.com/resources/finishes](http://mediatechnologies.com/resources/finishes)



# Tables

## Laptop/Occasional Tables

Orbit Laptop Table  
Forum Work Table  
Forum Occasional Tables  
Full Time Ottables

## Metal Base Tables

Zip Tables  
Bola Tables

## Wood Base Tables

Bookmark Tables  
Lexington Tables  
Metro Tables  
Malibu Tables  
Charleston Tables  
Heritage Tables

New comers to the Tables category include our Zip table with its eye-catching metal base and a very popular line that came over from izzy+ - the Bola line of tables. Bola includes two heights of standard tables plus teen and youth heights. We have added a variety of worksurface shapes to add an interesting dimension to this veteran line. You will also find our strong wood base mediaspace players Bookmark, Lexington, Metro, Malibu, Charleston and Heritage. These additions give you a full complement of tables to use in your next project.



### Chocolate Chunk Cookies

Preheat oven to 350°  
Makes 40 Cookies

1/2 lb Unsalted Butter, room temperature  
1 C Light Brown Sugar, packed  
1/2 C Dark Brown Sugar  
2 tsp Pure Vanilla Extract  
2 Extra Large Eggs  
2 C All Purpose Flour  
1 tsp Baking Soda  
1 tsp Salt  
1-1/3C Chopped Walnuts  
10 oz Milk Chocolate Chunks  
10 oz Semi Sweet Chocolate Chunks

Preheat oven to 350°

Cream together butter and two sugars until light and fluffy. Add the vanilla. Add eggs, one at a time, and mix well. Sift together flour, baking soda, and salt and add to the butter mixing only until combined. Fold in the walnuts and chocolate chunks.

Drop 1 rounded tablespoon of dough on a baking sheet lined with parchment paper. Dampen your fingers and flatten the dough slightly. Bake for exactly 15 minutes (cookies will appear gooey). Remove from the oven and let cool slightly on the pan, then transfer to a wire rack to cool completely.

## ORBIT LAP TOP



O14OC-C0020-26

### ORBIT LAPTOP TABLE

- Table top is 1-1/4" thick with high-pressure laminate worksurface and 3mm PVC edgeband.
- 14" powder coated steel disc base with offset powder coated 1-1/2" diameter steel column.
- Mini-levelers position the base 3/8" off the floor.
- Perfect for use with Wink seating, Full Time ottomans, Half Time benches and other lounge seating items.

### ORBIT LAPTOP TABLE STANDARD SIZES

MODEL	DIAMETER"	HEIGHT"
O14OC-C0020-26	20	26

## Kits...



A Kit is a group of three or more products that work together to create a unique furniture solution. They create a flavor all their own. Think of the impact of parsley, thyme and bay leaf!

This Kit features an extended Cabana, Full Time Ottoman and Orbit Laptop Tables

## FORUM WORK TABLE



FRM-T68F1520

### FORUM WORK TABLE

- Frame is 3/4" and 1" tubular steel
- 15 powdercoat color finish options
- Table top is 1-1/4" thick with high-pressure laminate worksurface and 3mm PVC edgeband.
- This work table is designed to be paired with Forum line of lounge seating, but it can work with Wink, Full Time and just about any seating item you wish.

\* Forum design by Timothy deFiebre.

### FORUM WORK TABLE STANDARD SIZE

MODEL	DEPTH"	WIDTH"	HEIGHT"
FRM-T68F1520	15	20	26

### FORUM TABLE

- 1" thick table top. Worksurface is finished with high-pressure laminate and 3mm PVC edge or veneer with wood edge
- Base is 9/16" powder coated steel tube with glides
- Square and rectangle shapes in several sizes available
- Designed to pair with the Forum line of lounge seating.

\* Forum design by Timothy deFiebre.

### FORUM TABLE STANDARD SIZES

MODEL	DEPTH"	WIDTH"	HEIGHT"
SQUARE			
FRM- 68E2020	20	20.375	16.25
FRM- 68E2424	24	24.375	16.25
FRM- 68E3636	36	36.375	16.25
FRM- 68E4848	48	48.375	16.25
RECTANGLE			
FRM- 68E2048	20	48.375	16.25
FRM- 68E2060	20	60.375	16.26
FRM- 68E2448	24	48.375	16.25
FRM- 68E2460	24	60.375	16.25



FRM-C68E2020L

## FORUM TABLE



FRM-C68E2424L

### FULL TIME OTTABLE

- Worksurface shapes match the base shapes and are available in rectangle, round and square shapes.
- A laminate top of your choice is edged in 1/8 PVC.
- Base is fully upholstered.
- Choose standard steel post legs with black glides, wood legs, or casters.
- Connectivity is available. See our Connect Brochure to view the Duet power unit.

### OTTABLE SQUARE STANDARD SIZES

MODEL	DEPTH"	WIDTH"	HEIGHT"
FTST-2424	24	24	18
FTST-3636	36	36	18

### OTTABLE RECTANGLE STANDARD SIZES

MODEL	DEPTH"	WIDTH"	HEIGHT"
FTRT-1836	18	36	18
FTRT-2436	24	36	18
FTRT-2448	24	48	18

### OTTABLE ROUND STANDARD SIZES

MODEL	DIA"	HEIGHT"
FTDT-30	30	18
FTDT-36	36	18
FTDT-51	51	18

## FULL TIME OTTABLE



FTDT-36



FTST-3636



FTRT-2436

## ZIP



ZIP-C4260-36



### ZIP ROUND STANDARD SIZES

MODEL	DIA"	HEIGHT"
ZP4-C0042-29	42	29
ZP4-C0048-36	48	36
ZP4-C0060-42	60	42

### ZIP SQUARE STANDARD SIZES

MODEL	DEPTH"	WIDTH"	HEIGHT"
ZP4-C3636-29	36	36	29
ZP4-C4242-36	42	42	36
ZP4-C4848-42	48	48	42
ZP4-C6060-42	60	60	42

### ZIP TABLE

- Available in square, round, rectangle and hex shapes
- Table tops are high-pressure laminate and are banded with 3mm PVC. Square corners have a 1/8" radius.
- Legs are constructed from powder coated heavy-gauge steel. Each leg includes built-in wire management channel and a cover panel. Legs are supplied with adjustable glides.

### ZIP RECTANGLE STANDARD SIZES

MODEL	DEPTH"	WIDTH"	HEIGHT"
ZP4-C3648-	36	48	29/36
ZP4-C3660-	36	60	29/36
ZP4-C3672-	36	72	29/36
ZP6-C3684-	36	84	29/36
ZP6-C3696-	36	96	29/36
ZP4-C4248-	42	48	29/36/42
ZP4-C4260-	42	60	29/36/42
ZP4-C4272-	42	72	29/36/42
ZP6-C4284-	42	84	29/36/42
ZP6-C4296-	42	96	29/36/42
ZP4-C4860-	48	60	29/36/42
ZP4-C4872-	48	72	29/36/42
ZP6-C4884-	48	84	29/36/42
ZP6-C4896-	48	96	29/36/42

### ZIP HEX STANDARD SIZES

MODEL	DEPTH"	WIDTH"	HEIGHT"
ZP4-C4272HXR-	42	72	29/36/42
ZP4-C4872HXR-	48	72	29/36/42
ZP6-C4284HXR-	42	84	29/36/42
ZP6-C4884HXR-	48	84	29/36/42
ZP6-C4296HXR-	42	96	29/36/42
ZP6-C4896HXR-	48	96	29/36/42

## BOLA



### BOLA RECTANGLE STANDARD SIZES

MODEL	DEPTH"	WIDTH"	HEIGHT"
BOL-C2442R-	24	42	21/24/27/29
BOL-C3042R-	30	42	21/24/27/29
BOL-C3048R-	30	48	21/24/27/29
BOL-C3060R-	30	60	21/24/27/29
BOL-C3648R-	36	48	21/24/27/29
BOL-C3660R-	36	60	21/24/27/29

### BOLA SQUARE STANDARD SIZES

MODEL	DEPTH"	WIDTH"	HEIGHT"
BOL-C2424R-	24	24	21/24/27/29
BOL-C3030R-	30	30	21/24/27/29
BOL-C3636R-	36	36	21/24/27/29
BOL-C4242R-	42	42	21/24/27/29
BOL-C4848R-	48	48	21/24/27/29

### BOLA ROUND STANDARD SIZES

MODEL	DIA"	HEIGHT"
BOL-C0036-	36	21/24/27/29
BOL-C0042-	42	21/24/27/29
BOL-C0048-	48	21/24/27/29
BOL-C0054-	54	21/24/27/29

### BOLA TABLE

- Available in square, round, rectangle, beanie, flair, raetsel, pick and sprocket shapes
- 1-1/4" thick table tops are high-pressure laminate with phenolic backer and are banded with 3mm PVC. Square corners and beanie and flair receive a 2" radius.
- 1" 14-gauge powder coated steel tube legs
- Molded nylon ball glides or formal glides available
- Meets or exceeds ANSI/BIFMA standards
- Available in 21", 24", 27" & 29" heights

### BOLA RAETSEL STANDARD SIZES

MODEL	DEPTH"	WIDTH"	HEIGHT"
BOL-C4565SRL-	45	65	21/24/27/29

### BOLA SPROCKET STANDARD SIZES

MODEL	DEPTH"	WIDTH"	HEIGHT"
BOL-C6060S-	60	60	21/24/27/29

### BOLA BEANIE STANDARD SIZES

MODEL	DEPTH"	WIDTH"	HEIGHT"
BOL-C3060BNR-	29.25	58.4	21/24/27/29

### BOLA FLAIR STANDARD SIZES

MODEL	DEPTH"	WIDTH"	HEIGHT"
BOL-C3060FLR-	32.25	59.5	21/24/27/29

### BOLA PICK STANDARD SIZES

MODEL	DEPTH"	WIDTH"	HEIGHT"
BOLP-C4042-	40	42	21/24/27/29

### BOOKMARK

- Available in rectangle, round and square shapes.
- A laminate top of your choice is edged in solid red oak and radiused all around.
- The top rests upon 4 sturdy legs that are fitted with an adjustable black plastic glide.
- Aprons are optional.
- Choose any one of our standard veneer finishes. (Sprayon available)
- Occasional height(s) available.

### BOOKMARK RECTANGLE STANDARD SIZES

MODEL	DEPTH"	WIDTH"	HEIGHT"
B2436T	24	36	29
B3060T	30	60	29
B3072T	30	72	29
B3660T	36	60	29
B4260T	42	60	29
B4860T	48	60	29
B3672T	36	72	29
B4272T	42	72	29
B4872T	48	72	29
B3690T	36	90	29
B4290T	42	90	29
B4890T	48	90	29

### BOOKMARK SQUARE STANDARD SIZES

MODEL	DEPTH"	WIDTH"	HEIGHT"
B4242T	42	42	29
B4848T	48	48	29

### BOOKMARK ROUND STANDARD SIZES

MODEL	DIA"	HEIGHT"
B0042T	42	29
B0048T	48	29

### LEXINGTON

- Laminate work surface.
- Oak or maple veneer apron and frame assembly.
- The apron's soft arch adds richness to an otherwise ordinary table.
- Each leg is fitted with a leveling glide.
- Available as round, square, rectangle and panel end.
- Occasional height(s) available.

### LEXINGTON RECTANGLE STANDARD SIZES

MODEL	DEPTH"	WIDTH"	HEIGHT"
L3060T	30	60	29
L3660T	36	60	29
L4260T	42	60	29
L3672T	36	72	29
L4272T	42	72	29

### LEXINGTON PANEL END STANDARD SIZES

MODEL	DEPTH"	WIDTH"	HEIGHT"
LP3060T	30	60	29
LP3660T	36	60	29
LP4260T	42	60	29
LP4860T	48	60	29
LP3672T	36	72	29
LP4272T	42	72	29
LP4872T	48	72	29
LP3690T	36	90	29
LP4290T	42	90	29
LP4890T	48	90	29

### LEXINGTON SQUARE STANDARD SIZES

MODEL	DEPTH"	WIDTH"	HEIGHT"
L4242T	42	42	29
L4848T	48	48	29

### LEXINGTON ROUND STANDARD SIZES

MODEL	DIA"	HEIGHT"
L0042T	42	29
L0048T	48	29

## BOOKMARK



B4242T-A  
Shown with optional apron\*



### BOOKMARK OCCASIONAL STANDARD SIZES

MODEL	DEPTH"	WIDTH"	HEIGHT"
B2448T-A-	24	48	18/22
B2424T-A-	24	24	18/22
B0030T-A-	30" DIAMETER		18/22

## LEXINGTON



L0048T



Panel End\*

### BOOKMARK OCCASIONAL STANDARD SIZES

MODEL	DEPTH"	WIDTH"	HEIGHT"
B2448T-A-	24	48	18/22
B2424T-A-	24	24	18/22
B0030T-A-	30" DIAMETER		18/22



## METRO



M3672T



Shown with optional apron\*



### METRO TABLE

- Tops are laminate edged in solid red oak with a reverse bevel.
- Oak or maple veneer legs taper from 2-1/2" to 1-1/2" at the bottom.
- Each leg has a decorative, hand-painted black groove detail.
- Each leg is fitted with a leveling glide.
- Occasional height(s) available.

#### METRO RECTANGLE STANDARD SIZES

MODEL	DEPTH"	WIDTH"	HEIGHT"
M3060T	30	60	29
M3072T	30	72	29
M3660T	36	60	29
M4260T	42	60	29
M4860T	48	60	29
M3672T	36	72	29
M4272T	42	72	29
M4872T	48	72	29
M3690T	36	90	29
M4290T	42	90	29
M4890T	48	90	29

#### METRO SQUARE STANDARD SIZES

MODEL	DEPTH"	WIDTH"	HEIGHT"
M4242T	42	42	29
M4848T	48	48	29

#### METRO ROUND STANDARD SIZES

MODEL	DIA"	HEIGHT"
M0042T	42	29
M0048T	48	29

## MALIBU



MB4242T



### MALIBU Wood Base Table

- Elegantly edged top, sits upon delicately curved legs in your choice of oak or maple veneer.
- Worksurface available in laminate.
- Each leg is fitted with a black plastic adjustable glide.
- Available in square, round and rectangle shapes.

#### METRO RECTANGLE STANDARD SIZES

MODEL	DEPTH"	WIDTH"	HEIGHT"
M3060T	30	60	29
M3072T	30	72	29
M3660T	36	60	29
M4260T	42	60	29
M4860T	48	60	29
M3672T	36	72	29
M4272T	42	72	29
M4872T	48	72	29
M3690T	36	90	29
M4290T	42	90	29
M4890T	48	90	29

#### METRO SQUARE STANDARD SIZES

MODEL	DEPTH"	WIDTH"	HEIGHT"
M4242T	42	42	29
M4848T	48	48	29

#### METRO ROUND STANDARD SIZES

MODEL	DIA"	HEIGHT"
M0042T	42	29
M0048T	48	29

### CHARLESTON

- Oak or Maple veneer frame.
- The laminate top sits upon the frame and is edged in a solid red oak, rounded to a soft radius.
- The apron gives the entire assembly strength and support.
- Legs are tapered at the bottom and fitted with steel boots.
- Each leg is fitted with a leveling glide.
- Also available with end panels constructed of engineered wood and oak veneer faces. The overlays may be specified to match the panel or contrast.

#### CHARLESTON RECTANGLE STANDARD SIZES

MODEL	DEPTH"	WIDTH"	HEIGHT"
CL3060T	30	60	29
CL3660T	36	60	29
CL4260T	42	60	29
CL3672T	36	72	29
CL4272T	42	72	29

#### CHARLESTON PANEL END STANDARD SIZES

MODEL	DEPTH"	WIDTH"	HEIGHT"
CLP3060T	30	60	29
CLP3660T	36	60	29
CLP4260T	42	60	29
CLP4860T	48	60	29
CLP3672T	36	72	29
CLP4272T	42	72	29
CLP4872T	48	72	29
CLP3690T	36	90	29
CLP4290T	42	90	29
CLP4890T	48	90	29

#### CHARLESTON SQUARE STANDARD SIZES

MODEL	DEPTH"	WIDTH"	HEIGHT"
CL4242T	42	42	29
CL4848T	48	48	29

#### CHARLESTON ROUND STANDARD SIZES

MODEL	DIA"	HEIGHT"
CL0042T	42	29
CL0048T	48	29

## CHARLESTON



CL0042T



Panel End\*

## HERITAGE

### HERITAGE TABLE

- Tops are high pressure laminate.
- Frame is solid red oak and each awaits your finish choice.
- Aprons span between legs.
- The Panel end version incorporates a mission style detail that can be that of the same finish, or mix things up a bit to accentuate the detail.
- Panel end with open slats are also available for more of an open look.
- Each leg is equipped with an adjustable black plastic glide.

#### HERITAGE RECTANGLE STANDARD SIZES

MODEL	DEPTH"	WIDTH"	HEIGHT"
H2436T	24	36	29
H3060T	30	60	29
H3660T	36	60	29
H4260T	42	60	29
H3672T	36	72	29
H4272T	42	72	29

#### HERITAGE SQUARE STANDARD SIZES

MODEL	DEPTH"	WIDTH"	HEIGHT"
H4242T	42	42	29
H4848T	48	48	29

#### HERITAGE ROUND STANDARD SIZES

MODEL	DIA"	HEIGHT"
H0042T	42	29
H0048T	48	29



H3060T



Panel End\*



\*Panel end tables feature end panels that coordinate with several of our designer panel collections.


# Privacy

## Carrels

Bookmark Hex  
Bookmark Post  
Bookmark Panel


## Reading Coves

The Nest



Private space. Independent study. One-on-one. Cave. There needs to be spaces, nooks and crannies where one can find the private space to focus or just get away and “unplug” for a while.

Carrels are the traditional solution for this, but we also have somewhat non-traditional solutions as well. Take a look at the Nest, for example. Curl up and “get-into” whatever you are doing.



**Quick Filled Red Velvet Cupcakes**  
Preheat oven to 350°  
Makes 24

1 Pkg Red Velvet Cake mix  
8 oz Cream Cheese, softened  
1 lb Powdered Sugar  
1 oz Baker's White chocolate, shaved  
1 Pkg JELL-O Chocolate Flavor Instant Pudding  
1/2 C Butter, softened  
1 C Thawed Whipped Topping

Prepare cake batter and bake as directed on package for 24 cupcakes, blending dry pudding mix into batter before spooning into prepared muffin cups. Cool.

Beat cream cheese and butter in large bowl with mixer until blended. Gradually beat in sugar. Whisk in whipped topping. Spoon 1-1/2 cups into a piping bag. Insert tip of bag into top of each cupcake to pipe about 1 Tbsp. frosting into center of cupcake.

Frost cupcakes with remaining frosting. Top with chocolate curls. Keep refrigerated.

## BOOKMARK MEDIA CARRELS



BPP2836SSC



### Pairings...

May we suggest our mobile Slide chair with a nice plush cushion. Let's be honest, when you sit at a Bookmark Media Carrel you're probably planning to be there a good long while. Why not make it a little cozier?

Multi-user or single-user carrels are ideal for individual access areas or as look-up stations. Carrels can be fit with connectivity options.



#### BOOKMARK Media Carrels

- Panels are 9-ply hardwood plywood with veneer panels and wood edges. Each panel comes with 2 adjustable glides on panel models
- High-pressure laminate worksurface with wood edge and wire management grommet. 35" and 48-1/2" widths available. Wood edge is "B" for standard Bookmark and "BB" for Bookmark Bevel.
- Post & Panel models with 1-5/8" solid glued up oak legs with adjustable glides.
- Starter-Adder configurable Carrels are designed modularly and may be disassembled and reconfigured. Adder units are similar to initial units but substitute one intermediate panel for two end panels.
- RCS worksurface is intended for end of run applications and is mounted along side of double sided carrel (DSC).

#### POST & PANEL END STANDARD SIZES WORK SURFACE 29"H

MODEL	DEPTH"	WIDTH"	HEIGHT"
BPP2836SSC	31	36-7/8	48
BPP2836SSCA	31	35-7/8	48
BPP2848SSC	31	50-3/8	48
BPP2848SSCA	31	49-3/8	48
BPP2836DSC	60	36-7/8	48
BPP2836DSCA	60	35-7/8	48
BPP2848DSC	60	50-3/8	48
BPP2848DSCA	60	49-3/8	48
BPP2836QC	72	72	48
BPP2848QC	99	99	48
RCS0060-BM-PP	57-1/4 DIAMETER HALF ROUND		

#### PANEL END STANDARD SIZES WORK SURFACE 29"H

MODEL	DEPTH"	WIDTH"	HEIGHT"
BPE2836SSC	31	36-7/8	48
BPE2836SSCA	31	35-7/8	48
BPE2848SSC	31	50-3/8	48
BPE2848SSCA	31	49-3/8	48
BPE2836DSC	60	36-7/8	48
BPE2836DSCA	60	35-7/8	48
BPE2848DSC	60	50-3/8	48
BPE2848DSCA	60	49-3/8	48
BPE2836QC	72	72	48
BPE2848QC	99	99	48
RCS0060-BM-PE	57-1/4 DIAMETER HALF ROUND		

#### PANEL END



#### POST & PANEL END



#### The Nest

- Upholstered privacy space can be used as a stand-alone unit or in a bookcase run
- Unit available with open construction or can include a back
- Vertical panels and top available in high-pressure laminate, melamine or veneer
- Base available fully upholstered or can include open storage
- Tapered vertical side cushions are fully upholstered
- Connectivity option is available on fully upholstered bases

#### THE NEST WITH BACK STANDARD SIZES

MODEL	DEPTH"	WIDTH"	HEIGHT"
FULLY UPHOLSTERED BASE			
NST-1648 -	16	48	54, 72, 84
NST-1660 -	16	60	54, 72, 84
NST-2448 -	24	48	54, 72, 84
NST-2460 -	24	60	54, 72, 84
OPEN STORAGE BASE			
NST-OS-1648 -	16	48	54, 72, 84
NST-OS-1660 -	16	60	54, 72, 84
NST-OS-2448 -	24	48	54, 72, 84
NST-OS-2460 -	24	60	54, 72, 84



NST-OS-2460L-54

#### THE OPEN NEST STANDARD SIZES

MODEL	DEPTH"	WIDTH"	HEIGHT"
FULLY UPHOLSTERED BASE			
NSTO-1648 -54	16	48	54
NSTO-1660 -54	16	60	54
NSTO-2448 -54	24	48	54
NSTO-2460 -54	24	60	54
OPEN STORAGE BASE			
NSTO-OS-1648 -54	16	48	54
NSTO-OS-1660 -54	16	60	54
NSTO-OS-2448 -54	24	48	54
NSTO-OS-2460 -54	24	60	54



NST-2448L-84 with optional Connectivity Panel

#### BOOKMARK Hex Carrels

- Panels are 9-ply hardwood plywood with veneer panels and wood edges. Each panel comes with 2 adjustable glides on panel models
- High-pressure laminate worksurface with wood edge and wire management grommet. 35" and 48-1/2" widths available. Wood edge is "B" for standard Bookmark and "BB" for Bookmark Bevel.
- Hex lid is 1-1/4" engineered wood with HPL face

#### HEX STANDARD SIZES WORK SURFACE 29"H

MODEL	DIAMETER"	HEIGHT"
B096HC	96	48
B120HC	120	48
B096HHC	96	48
B120HHC	120	48



B096HHC



B096HC



**DESIGNER LINES**  
Carrels can easily be transformed to fit your style with our designer lines. Mix and match or create a complete set for your next mediaspace project. See page 54 for details.

Visit the mediatechnologies website for:

- finish, laminate and powder coat options
- [mediatechnologies.com/resources/finishes](http://mediatechnologies.com/resources/finishes)



# Desks

## Custom Wood Circulation Desks

Examples of our custom designed and crafted wood circulation desks

## Spec Circulation Desks

Examples based on our Malibu and Keystone Designs

## Modular Circulation Desks

With our system of pre-engineered desk modules, you can create a "custom" configuration to meet your circulation desk requirements.

## Bi-Level Desk

A unique and functional solution for office and reception spaces.

Our anyspace "Recipe Book" Catalog contains a lot of different desk options - from a single user Scholar Desk to a you-decide-how-big-it-gets Domino or Milan Reception Desk. The desks we present here are usually the centerpieces of the media space. These are the impression-makers. These are the Circulation/Reception Desks. Here we'll show you examples of one-of-a-kind custom designed desks, spec desks and modular desk systems. When it comes to circulation desks, the answer is, "Yes, we can do that."



**Lemon Cake**  
Preheat oven to 350°  
Makes 3 - 9" pans

### Cake

1 C Butter, softened  
1-1/2 C Sugar  
2 tsp Pure Vanilla Extract  
3-1/2 C Flour  
4 tsp Baking Powder  
1/2 tsp Salt  
3 Large Eggs  
1-1/4 C Buttermilk  
1/4 C Fresh Lemon Juice  
1/2 tsp Lemon Extract (optional)  
1 tsp Lemon Zest

### Lemon Frosting

1-1/2 C Butter, softened  
8 oz Cream Cheese, softened  
2 T Lemon Juice  
2 tsp Pure Vanilla Extract  
1/2 tsp Lemon Extract  
6 C Powdered Sugar

Grease three 9-inch pans.  
Line the bottom with parchment paper. Preheat an oven to 350°.

In a large mixing bowl, cream the butter and sugar together. Beat in vanilla extract.  
Use a fork to combine the eggs, buttermilk, lemon juice, and lemon extract together in a bowl. Set aside.

In another mixing bowl stir together flour, baking powder, and salt. Add 1/3 of the dry ingredients to the butter mixture and mix until just combined. Add in half of the milk mixture and combine. Add in another 1/3 of the dry ingredients until combined followed by the remainder of the buttermilk mixture. Add in the remainder of the dry ingredients and mix with the hand mixer until just combined, using a rubber spatula to scrape the sides and bottom to make sure everything is mixed in. Gently fold in lemon zest.

Divide the batter among the three prepared pans. Bake at 350 for 25 to 30 minutes. Let sit in pans for 5 minutes and then transfer to a wire rack to cool completely before layering and frosting.

## CUSTOM CIRCULATION DESKS

**Do we build Custom Circulation Desks? Yes!**

**Will we build one for you? ...maybe.**

Many customers require a **Custom Circulation Desk** as a part of their media space projects. We build custom circulation desks all day long, all year long. If you need a custom circulation desk *as a part of our media space project\**, you've come to the right place. We're custom "circ desk" people. If you don't absolutely have to have a *custom* circulation desk, we have some not-so-custom ways to create a great unique solution for you on the pages that follow...

\*Requests for custom circulation desks that are not part of a complete mediatechnologies project may be rejected based on schedule and availability.

### The mediatechnologies Advantage

- Choose from a modification to our Modular or Spec desks to a completely custom piece, we can build it for you
- Your design or our design...no problem
- We have a lot of experience in this area
- We can help you figure out what you want
- We can help to accentuate architectural features of your space
- Your choice of materials and finishes. We put no restrictions on these.
- We can help you meet your budget by suggesting specific materials and finishes to achieve what you want at a price you are comfortable with
- We offer full color renderings of your custom desk
- We offer 2D and 3D space planning to show you how your custom desk fits in your space
- High quality construction, mediatechnologies custom circulation desks last for a long time - we're talking 30 years+. That is full-value for your investment.



A customer-designed custom circulation desk with matching storage. Desk features high-pressure laminate worksurfaces with wood edgebanding, veneer side panels with wood edging, veneer faces on Book Return unit and Bookshelf Display unit. High-pressure laminate faces on the middle desk units with hardwood transaction shelves. High-pressure laminate Toe Kicks. Caseload storage features melamine cases with veneer doors and a high pressure laminate worksurface with PVC edgebanding.

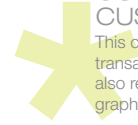


## CUSTOM CIRCULATION DESKS

Desks

### CUSTOM DESIGN CUSTOM GRAPHICS

This custom-designed desk with transaction top and privacy panels also required a unique custom graphic application.



### CUSTOM COLORS CUSTOM SHAPES

This custom-designed desk with transaction tops needed to be circular and needed to conform to a specific space and color-scheme.



### CUSTOM MATERIALS CUSTOMER DESIGN

This custom desk was developed according to a customer's very specific design requirements. Our design or your design - no problem.



Your best resource for our Custom Circulation Desks  
[www.mediatechnologies.com](http://www.mediatechnologies.com)

# SPEC CIRCULATION DESKS

## What is a Spec Desk?

**Spec Desks** are custom desk design solutions that were required for a specific project. We think the design is a pretty good one and we think it may work for others as well.

You get a showpiece desk and the design work is already paid for! Win-win!

Many of these desks started out as Modular desks but needed something a little wider here and a little rounder there. You will recognize some of our examples as Malibu- and Keystone-design desks. (Hint: those are popular).

New items are added to this category throughout the year, so the very best place to view what designs may be available is on our webpage [www.mediatechnologies.com/products/desks/spec-desks](http://www.mediatechnologies.com/products/desks/spec-desks).

Will one of these work for you?

\* Desks are available as specified. Changes in design or materials may incur an upcharge.



\* The Malibu Washington Circulation Desk features (2) two 35.5"H curved ADA desk sections, a 35.5"H Center ADA section and a side 29"H Desk unit with a 9" transactions top. All units with Malibu decorative details. [www.mediatechnologies.com/product/malibu-washington-circulation-desk](http://www.mediatechnologies.com/product/malibu-washington-circulation-desk)



## MALIBU DESIGN SPEC DESK

The Malibu-design spec desk example above features a central book return, two wide-radius corners, a recessed area for seating and a continuous transaction top. (of course the stools can be included...if you order them).



## KEYSTONE DESIGN SPEC DESK

Above and Right: See two treatments of the same Keystone design desk. It's popular. Single desk module between two round corner modules, one corner with transaction top. Book return module on one end. Continuous top.



## Modular Circulation Desks

Create a circulation desk that is customized to fit the space and functions that you require. Choose from over 20 modular desk components to configure the desk you need.

Units arrive fully assembled for easy installation and reconfiguration. Desks can be ordered to match our designer series of panels and bookcases and are available in a handsome selection of wood finishes and laminate choices.

Desks can also be configured to include an ADA Compliant desk module.

# MODULAR CIRCULATION DESKS



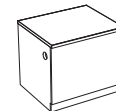
\* Circulation desk configured with Bookmark Modular Circulation Desk components. Individual tops. High-pressure laminate finishes with PVC Edgebanding.



\* "Circle" Circulation desk configured with 6 Bookmark 60-degree curved modules. Note the continuous top. (Pay no attention to the custom transaction top). Mobile pedestal storage with matching finish.

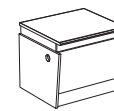
## STANDARD DESIGN FACES FOR MODULAR CIRCULATION DESKS

Bookmark



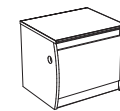
No detail. Model Number example for Bookmark desk unit is MCD-36D-29

Keystone



A modern design using laminate inlay details and tapered end panels. Model Number example for Keystone desk unit is MCD-KS-36D-29

Malibu

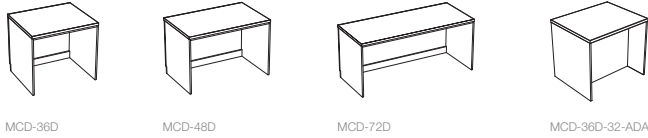


A modern style design using curved end panels with laminate inlay details at top and bottom applied to the patron side of most modular units. Model Number example for Malibu desk unit is MCD-MB-36D-29

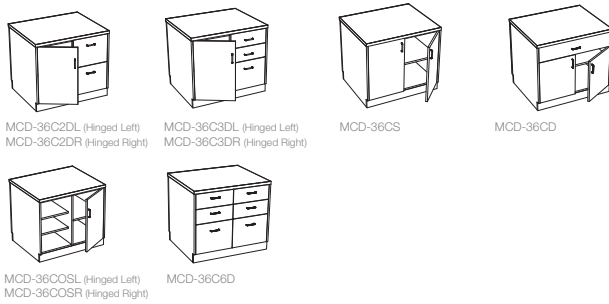


## STATEMENT OF MODULAR CIRCULATION DESK LINE

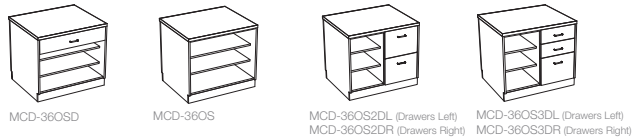
### Desk Units



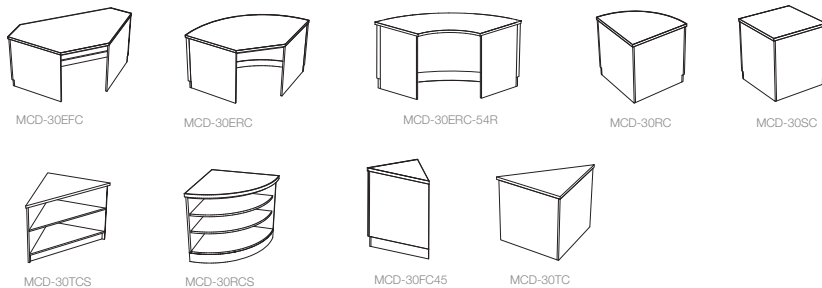
### Cupboard Units



### Open Storage Units

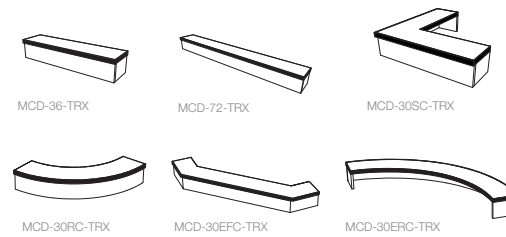


### Corner Units



## STATEMENT OF MODULAR CIRCULATION DESK LINE

### Transaction Tops



### Terminating End Panel



### Book Return Units



### Pedestals



### Kneespace Units



### Options

- Continuous tops may be specified.
- Locking mechanisms may be specified with doors and/or drawers locking, keyed random or alike.
- Desk unit lengths are available in other lengths to meet specific project needs.
- Kneespace panels
- Terminating end panels are required for each exposed end of a complete desk assembly.
- Pencils drawers available with steel front.

See mediatechnologies finish and color guide for finish choices.

- To specify a design line you must include a letter indicator; no letter indicator will specify our standard Bookmark design.

# SOPWITH BI-LEVEL DESK

### SOPWITH Bi-Level Desk

- (2) 24" deep high-pressure laminate worksurfaces with PVC edge and wire management grommets.
- Powder coated steel upright square tube supports with wire management are welded to 15"W x 28"D reinforced steel feet, each with adjustable glides.
- Standard worksurface height is 30" transaction top height is 42"
- Full-height high-pressure laminate privacy panels extend from the transaction top to 3" above the steel feet.
- Ideal reception desk for school, health care and office.



SWD-C47108L-42

SOPWITH BI-LEVEL DESK SIZE

MODEL	DEPTH"	WIDTH"	HEIGHT"
SWD-C4788L-42	47.374	88	42
SWD-C4796L-42	47.374	96	42
SWD-C47108L-42	47.374	108	42



### Dogfight Dilemma

Canadian Pilot, Capt. Roy Brown was credited by the Royal Air Force for “downing” Baron Manfred von Richthofen, the Red Baron, on April 21, 1918. Historical consensus suggests that machinegun fire from the ground may actually have been responsible for bringing the Red Baron to his end. Or, was it a cartoon beagle in a flying dog house? What do you think?



The Sopwith Bi-Level desk provides a spacious work surface and transaction top surface. Two user locations with cable-management grommets in both main worksurface and transaction top worksurface.



In the moments preceding the storm there was calm. Though the moments were fleeting, their effect on the soul was immeasurable. Her soul needed it today. She opened her eyes and glanced down. There, on the easy-to-clean tile floor, a clever-looking of place. Rome the




*Are you a subscriber?*

Special Product Announcement:  
everyone please take a seat

sort of weekly email announcements and messages from mediatechnologies about products and installations and stuff.

Subscribe at...

[www.mediatechnologies.com/tuesday-morning-hangover](http://www.mediatechnologies.com/tuesday-morning-hangover)







Display furniture typically is a functional vehicle used for displaying something else...a book or magazine, an object or some form of communication (flyer, article, sign, etc). In a media space environment, displays are usually found in entry areas (Welcome Zones). Some display furniture is designed specifically for that environment. But displays are not limited to that environment. Hallways, café, cafeteria, makerspace, classroom, commons...any space is a great place to locate a display. If you have something to show - that's where the display should go!

# Display

## Display Items

4 Sided Mobile Display  
4 Sided Mobile Highrise Display  
Octagonal Slatwall Display  
Magazine Rack  
Magazine Display  
Mobile Magazine Rack  
Bookstore Display  
Tapered Display  
Cascade Display  
Mobile Book Browser Bin  
Picture Book Browser Bin  
Storage Cubbies & Browser Bin  
Book Truck  
Wood Display Book Truck  
Steel Display Book truck  
Bookmark Dictionary Stand  
Bookmark Atlas Stand  
Big Book Display  
Tapered Book Display Platform  
Cake Tiered Display  
Glass Display  
3 Sided Display Kiosk  
Slatwall Pinwheel Display Tower  
Slatwall & Tackboard

## Croquembouche Preheat oven to 425° Serves 16

### For the Cream Puffs

1 tsp Lemon Zest  
12 T Unsalted Butter  
1/4 tsp Salt  
2 C Flour  
9 Eggs

### To Assemble

Pastry Cream  
4 C Sugar

**For the cream puffs:** Heat oven to 425°. Bring butter, salt, and 1 1/2 cups water to a boil in a 4-qt. saucepan over high heat. Remove pan from heat, add flour all at once, and stir vigorously until mixture forms a thick dough and pulls away from sides of pan. Return pan to heat and cook, stirring constantly, until dough is lightly dried. Transfer dough to a bowl, and let cool for 5 minutes; using a wooden spoon, beat in 8 eggs, one at a time, making sure each egg is completely incorporated before adding the next. Dough will come together and be thick, shiny, and smooth.

Dip two spoons in water, shake off excess, and scoop a walnut-size piece of dough with one spoon. With other spoon, scrape dough onto parchment-lined baking sheet, setting pieces 1" apart. Lightly beat remaining egg with pinch of salt and brush each piece of dough with it. Bake until puffed and light brown, about 10 minutes. Reduce oven temperature to 350°, and continue to bake until well browned, about 15 minutes. Let cool.

Spoon pastry cream into a pastry bag fitted with a plain 1/4" tip. Gently poke a hole in the flat side of each puff with tip and pipe in filling.

**For the caramel:** Place 2 cups sugar and 1/2 cup water in a shallow saucepan and stir to combine. Cover and cook over medium heat until sugar turns light amber, about 15-20 minutes. Remove from heat.

Using tongs, dip top of filled puffs in hot caramel. Place puffs, glazed side up, on a plastic-lined tray. Form base with 12-14 glazed, cooled puffs, sticking them together with more caramel. Add puffs, layer by layer, to form a hollow cone. (Reheat caramel until liquid again if it becomes too thick; repeat making more caramel with remaining sugar and 1/2 cup water when first batch of caramel becomes too thick to work with.) Allow caramel to cool until it is the consistency of honey. With a spoon, drizzle thin strings of caramel around cone; let cool until brittle and set. Serve croquembouche within 4 hours of making to ensure the filling doesn't soften the puffs.

## 4 SIDED MOBILE DISPLAY



B3636SQ-L-MOB

### 4 Sided Mobile Display

- Cabinet construction is 3/4" thick engineered wood side panels, sub tops, vertical dividers and shelves.
- Top is 1-1/4" engineered wood and base is 1" engineered wood.
- Box finish available to be applied to all display faces can include thermally fused laminate, high-pressure laminate and Oak or Maple veneer.
- Four twin locking casters are attached to the base.

#### STANDARD SIZES

MODEL	DEPTH"	WIDTH"	HEIGHT"
B3636SQ-_-MOB	36	36	36

## 4 SIDED HIGHRISE MOBILE DISPLAY



DS2424OC5-60-L-MOB

### 4 Sided Highrise Mobile Display

- Cabinet construction is 3/4" thick engineered wood side panels, sub tops, vertical dividers and shelves.
- Top is 1-1/4" engineered wood and base is 1" engineered wood.
- Five display cubicles per face are offset by layer.
- Box finish available to be applied to all display faces is high-pressure laminate.
- Four twin locking casters are attached to the base.

#### STANDARD SIZES

MODEL	DEPTH"	WIDTH"	HEIGHT"
DS2424OC5-60-L-MOB	24	24	60

## OCTAGONAL SLATWALL DISPLAY



B3636OCT  
Unit shown in Oak with  
Sprayon finish

### Octagonal Slatwall Display

- Tops are 1-1/4" thick engineered wood construction with high-pressure laminate surface. Also available in veneer
- Standard edge is 1/8" solid red oak with a 1/8" radius.
- Adjustable shelves are 3/4" thick solid glued up hardwood. The nosing is 1-3/4" thick solid red oak.
- All wood components are 1" thick oak hardwood. All edges are finished with a 1/8" solid hardwood edgeband with a 1/8" radius top and bottom.
- Solid oak decorative trim at the base conceals eight 3" diameter casters.
- Four sides feature two shelves with one adjustable and one base shelf per section. Shelves adjust on 32mm increments. Remaining four sides are slatwall.
- Unit also features an 8" H upper octagonal display unit mounted in the center of the worksurface.

#### STANDARD SIZES

MODEL	DEPTH"	WIDTH"	HEIGHT"
B3636OCT_	36	36	41.5

### Magazine Rack

- End panels are 1" thick hardwood plywood with select red oak faces and 1/8" solid red oak bands on exposed edges.
- The closed back is 3/4" thick veneered plywood set into the end panels.
- The magazine display cabinet has (5) sloped display shelves at descending heights.

#### STANDARD SIZES

MODEL	DEPTH"	WIDTH"	HEIGHT"
B2036MR	18	36	49

## MAGAZINE RACK



B2036MR

### Magazine Display

- Designed for end-of-run applications.
- End panels are 1" veneer core hardwood plywood with grade A oak veneer face and with a 1.5mm solid wood banding.
- Shelves are 1" veneer core hardwood plywood with grade A oak veneer face and with a 1.5mm solid wood banding. Each shelf has a clear plexiglass front retainer that allows display of magazine covers.
- Bottom shelf is 1" three ply construction with grade A oak veneer face and 1.5mm solid wood banding.
- Backs are 1/4" plywood with grade A oak veneer.
- Toes are constructed of 4" high and 1" thick veneer core hardwood plywood and are attached using 14-gauge steel brackets.

#### STANDARD SIZES

MODEL	DEPTH"	WIDTH"	HEIGHT"
11-4216MS-EOR	16	24	42

## MAGAZINE DISPLAY



11-4216MS-EOR

### Mobile Magazine Rack

- Mobile magazine rack features 30 magazine display capacity.
- Base and end panels are 1" thick hardwood plywood with select red oak faces and 1/8" solid red oak bands on exposed edges.
- Swivel casters are fastened to the display unit base with wood screws.
- The display has (10) sloped display shelves at descending heights on each of it's three sides.

#### STANDARD SIZES

MODEL	DIAMETER"	HEIGHT"
K1818MMR	20	48

## MOBILE MAGAZINE RACK



K1818MMR

## BOOKSTORE DISPLAY



11-4217BS

### Bookstore Display

- End panels are 1" veneer core hardwood plywood with grade A oak veneer face and with a 1.5mm solid wood banding.
- Shelves are 1" veneer core hardwood plywood with grade A oak veneer face and with a 1.5mm solid wood banding.
- Bottom shelf and top cross panel are 1" three ply construction with grade A oak veneer face and 1.5mm solid wood banding.
- Backs are 1/4" plywood with grade A oak veneer.
- Toes are constructed of 4" high and 1" thick veneer core hardwood plywood and are attached using 14-gauge steel brackets.

### STANDARD SIZES

MODEL	DEPTH"	WIDTH"	HEIGHT"	SHELVES
SINGLE FACED UNITS				
11-4217BS	17	37	42	3
11-4217BSA	17	36	42	3
11-6017BS	17	37	60	5
11-6017BSA	17	36	60	5
DOUBLE FACED UNITS				
11-4233BS	33	37	60	6
11-4233BSA	33	36	60	6
11-6033BS	33	37	60	10
11-6033BSA	33	36	60	10

## TAPERED DISPLAY



TDDF-3630-M-60



TDDF-3630-M-60-MOB-TB



TDDF-3630-M-60-MOB-MB



TDDF-3630-M-60-MOB-SW

### Tapered Display

- End panels are 1" thick hardwood plywood with your choice of veneer or high-pressure laminate surfaces.
- The closed back is 3/4" thick plywood faced with veneer or high-pressure laminate and set into the end panels.
- The display cabinet has (5) sloped display shelves at descending heights on each side and a 6" W flat top shelf.
- Mobile option (MOB) with concealed casters.
- Optionally available with Slatwall or Markerboard built into the end panels or with separately applied Tackboards.

### STANDARD SIZES

MODEL	DEPTH"	WIDTH"	HEIGHT"
TDDF-3630-_-60	30	36	60
TDDF-3630-_-60-MOB	30	36	60

## CASCADE DISPLAY



CDDF-3727-48

### Cascade Display

- 48" H end panels are 1" thick hardwood plywood with select red oak faces and 1/8" solid red oak bands on exposed edges.
- (6) sloped steel multimedia shelves (3 per side) each with 3 movable steel dividers and are mounted at descending heights.
- 4" H x 34-15/16" W x 1" Thick veneered hardwood plywood top brace spans the top of the unit and is a perfect place for your signage.

### STANDARD SIZES

MODEL	DEPTH"	WIDTH"	HEIGHT"
CDDF-3727-48	27	37	48

### Book Browser Bin

- Case: End panels are 1" thick veneer core hardwood plywood with grade A oak veneer face and 1.5mm solid red oak banding.
- Shelves: Bottom shelf and browser bin with dividers on BB models are all 1" three ply construction with grade A oak veneer face and 1.5mm solid red oak banding. Bottom shelf and browser bin with dividers. On ABB models, dividers are metal rods.
- Base/Toe: 1" thick Toes are constructed of 4" high 1" thick veneer core hardwood plywood and are attached using 14-gauge steel brackets.
- Concealed 2" diameter casters are bolted to a steel chassis that fits inside the wood toe on mobile unit.

### STANDARD SIZES

MODEL	DEPTH"	WIDTH"	HEIGHT"
K2436ABB-MOB	24	36	36
K2436ABB-J-MOB	24	36	30

### Picture Book & Browser Bin

- Case: End panels are 1" thick veneer core hardwood plywood with grade A oak veneer face and 1.5mm solid red oak banding.
- Shelves: Bottom shelf and browser bin with dividers on BB models are all 1" three ply construction with grade A oak veneer face and 1.5mm solid red oak banding.
- Base/Toe: 1" thick Toes are constructed of 4" high 1" thick veneer core hardwood plywood and are attached using 14-gauge steel brackets.
- Concealed 2" diameter casters are bolted to a steel chassis that fits inside the wood toe on mobile unit.

### STANDARD SIZES

MODEL	DEPTH"	WIDTH"	HEIGHT"
K2436BB	24	36	36
K2436BB-MOB	24	36	36

### Storage Cubbies & Browser Bin

- The 30" deep, 34-18" high arched-top end panels are 11/16" thick particleboard core with grade .050 high-pressure laminate faces and 3mm PVC banding.
- Bottom shelf is 11/16" particleboard core with .050" high-pressure laminate face, .030" phenolic backer and 3mm PVC banding.
- Fixed browser shelf is 3/4" particleboard core with .050" high-pressure laminate face and .030" phenolic backer.
- Back panel and face panels are 11/16" particleboard core with .050" high-pressure laminate.
- Toe kicks are constructed of 2-1/2" high 11/16" particleboard board core with .050" high-pressure laminate faces and .030" phenolic backer.
- Concealed 2" diameter casters are bolted to a steel chassis that fits inside the toe.

### STANDARD SIZES

MODEL	DEPTH"	WIDTH"	HEIGHT"
K3034CBBL-44-MOB	30	44	34

## MOBILE BOOK BROWSER BIN



K2436ABB-J-MOB

## PICTURE BOOK & BROWSER BIN



K2436BB-MOB

## STORAGE CUBBIES & BROWSER BIN



K3034CBBL-44-MOB



## BOOK TRUCK



BD-3016-BT

### Book Truck

- Constructed of 1" nine ply Red Oak veneer core plywood.
- Edges are banded with 1/8" Red Oak.
- All components are through-bolted using 1/4-20 cabinet bolts and embedded cross dowels for metal to metal joints. Book trucks use two 4" swivel and two 4" fixed casters for easy mobility.

#### STANDARD SIZES

MODEL	DEPTH"	WIDTH"	HEIGHT"
BD-3016-BT	16	34.5	43

## WOOD DISPLAY BOOK TRUCK



BD-3018-BTD

### Wood Display Book Truck

- Constructed of 1" nine ply Red Oak veneer core plywood.
- Edges are banded with 1/8" Red Oak.
- Two shelves on each side are tilted for display. Each shelf has a 6"H backstop.
- All components are through-bolted using 1/4-20 cabinet bolts and embedded cross dowels for metal to metal joints. Book trucks use two 4" swivel and two 4" fixed casters for easy mobility.

#### STANDARD SIZES

MODEL	DEPTH"	WIDTH"	HEIGHT"
BD-3018-BTD	18	34.5	43

## STEEL DISPLAY BOOK TRUCK



SBD-3018-BTD

### Steel Display Book Truck

- Unit is constructed of 1-1/2" solid oak panels with eased edges. End panels receive twelve 5/16-18 inserts.
- Unit includes 3 formed 18-gauge steel shelves formed to create two angled shelves for display.
- Shelves are finished with a durable powder coat. Standard powder coat is black unless specified otherwise.
- The base of each end panel receives a formed steel "L" channel that is mounted to the end panel, which receives two 3" diameter casters

#### STANDARD SIZES

MODEL	DEPTH"	WIDTH"	HEIGHT"
SBD-3018-BTD	18	34.5	43

### Bookmark Dictionary Stand

- The sloped top is 1-1/4" thick three ply engineered wood with a .050" thick laminate top with 1/8" solid red oak edge bands.
- The cabinet is constructed of 1-3/16" engineered wood with select red oak faces.
- All exposed edges are banded with 1/8" solid red oak.
- The unit has one adjustable 3/4" thick shelf.
- Juvenile height is 34"
- Available in "Designer Lines versions.

#### STANDARD SIZES

DESIGNER LINE	MODEL	DEPTH"	WIDTH"	HEIGHT"
BOOKMARK	B2024DS	20	24	45
BOOKMARK JUVENILE	B2024DS-J	20	24	34
*CHARLESTON	CL2024DS	20	24	45
*HERITAGE	H2024DS	20	24	45
*LEXINGTON	L2024DS	20	24	45
*MALIBU	MB2024DS	20	24	45
*METRO	M2024DS	20	24	45
*TWIST	TW2024DS	20	24	45

## BOOKMARK DICTIONARY STAND



B2024DS

Atlas and Dictionary stands can be constructed to match any of our designer lines.

### Bookmark Atlas Stand

- Sloped top is 1-1/4" thick three ply engineered wood with a .050" thick laminate top with solid red oak edge bands.
- The cabinet is constructed of 1-3/16" engineered wood with select red oak faces.
- All exposed edges are banded with 1/8" solid red oak.
- The unit has five adjustable 3/4" thick pull out shelves with a 1-1/2" solid oak front retainer.
- Juvenile height is 34" with 4 pull out shelves.
- Available in "Designer Lines versions.

#### STANDARD SIZES

DESIGNER LINE	MODEL	DEPTH"	WIDTH"	HEIGHT"
BOOKMARK	B2424AS	24	24	45
BOOKMARK JUVENILE	B2424AS-J	24	24	34
*CHARLESTON	CL2424AS	24	24	45
*HERITAGE	H2424AS	24	24	45
*LEXINGTON	L2424AS	24	24	45
*MALIBU	MB2424AS	24	24	45
*METRO	M2424AS	24	24	45
*TWIST	TW2424AS	24	24	45

## BOOKMARK ATLAS STAND



B2424AS

### Big Book Case

- Top is 1-1/4" thick three ply engineered wood with a .050" thick laminate top with 1/8" solid red oak edge band.
- The cabinet is constructed of 1-3/16" engineered wood with select red oak faces. All exposed edges are banded with 1/8" solid red oak.
- The unit has eight pull out thermally fused laminate shelves.
- Concealed 2" diameter casters are bolted to a steel chassis that fits inside the wood toe.

#### BIG BOOK DISPLAY STANDARD SIZES

MODEL	DEPTH"	WIDTH"	HEIGHT"
BD-360BBD	20	26	30

#### REVOLVING BIG BOOK EASEL STANDARD SIZES

MODEL	DEPTH"	WIDTH"	HEIGHT"
B1521RBBS	8	21	12

#### REVOLVING DICTIONARY STAND STANDARD SIZES (NOT SHOWN)

MODEL	DEPTH"	WIDTH"	HEIGHT"
B1521RDS	15	21	5

## BIG BOOK DISPLAY



BD-2630BBD  
Shown with revolving Big Book Easel

## TAPERED BOOK DISPLAY PLATFORM



TBDP-4343-57

### Tapered Book Display Platform

- Veneer mobile base platform is 43"W x 43"D and 25"H. Platform top surface is high-pressure laminate with hardwood edge.
- Base platform has two full width sloped shelves on opposing sides and two 24-1/2" sloped shelves.
- Brushed metal toe kick conceals (4) 3" swivel heavy duty casters
- 2-sided tapered upper shelf display unit is 36"W x 18"D and 31-1/2" tall. Each side of the display has 2 sloped shelves with hardwood nose.
- 2" hardwood cap tops the tapered display
- 3mm hardwood banding on all exposed edges

#### STANDARD SIZES

MODEL	DEPTH"	WIDTH"	HEIGHT"
TBDP-4343-57	43	43	56.5

## CAKE TIERED DISPLAY



3C-F0048-45-MOB

### Cake Tiered Display

- Three 1" round display shelves with veneer surfaces and 8mm hardwood edges.
- Bottom and mid display shelves are 48" diameter, top shelf is 28" diameter
- 48" cylindrical veneer base is 16" high and conceals five 2" swivel casters
- Cylindrical mid veneer base is 33" high and 28" in diameter
- Top shelf base is 28" in diameter and 45-1/2" high

#### STANDARD SIZES

MODEL	DIAMETER"	HEIGHT"
3C-F0048-45-MOB	48	45.5

## GLASS DISPLAY



V21-8412-GLD

### Glass Display Case

- End panels are constructed of 1" thick nine ply plywood hardwood with premium grade A oak veneer on both faces. Exposed edges are banded with 1/8" solid wood edges and corners are radiused 1/8". All panels permit shelf adjustment on 32mm increments.
- The cornice top panel is 3/4" thick engineered wood with select oak veneer face.
- The base shelf is 3/4" thick engineered wood with select oak veneer face. The front edge is banded with 1/8" solid wood.
- Fixed and adjustable shelf depth is shortened to allow for sliding door assembly.
- The Toe assembly is a 4" high box frame constructed of 1" thick nine ply plywood hardwood. The toe assembly is bolted to the end panels using 5/16"-18 machine bolts.
- Sliding display case doors are two panes of 1/4" thick tempered glass that ride in aluminum U-channels. Sliding glass door lock is provided.

#### STANDARD SIZES

MODEL	DEPTH"	WIDTH"	HEIGHT"
V21-8412-GLD	12	37	84
V21-8414-GLD	14	37	84

### Three-Sided Display Kiosk

- Three 1-1/2" diameter black powder coated steel posts extend from base shelf to top. All structural members use metal to metal fasteners.
- Display faces on all three sides are 3/4" high pressure laminate slat wall.
- Top and base are 1-1/4" thick, high pressure laminate with PVC edge banding.
- 3" diameter casters are mounted to the display base.
- Corners on display top and base are radiused.

#### STANDARD SIZES

MODEL	DEPTH"	WIDTH"	HEIGHT"
TS-4665-MSWD	40	46	65

## 3-SIDED DISPLAY KIOSK



TS-4665-MSWD

## SLATWALL PINWHEEL DISPLAY TOWER

### Mobile Slatwall Pinwheel Display Tower

- Four panels arranged in a "pinwheel" construction. The fully exposed face is slatwall.
- Each face is 1" thick engineered wood with high-pressure laminate faces and 3mm PVC banding on all exposed edges.
- Slats are on 6" centers.
- Panel-mount casters are mounted to the display base.
- Corners on display top and base are radiused
- Acrylic display shelves available separately.

#### STANDARD SIZES

MODEL	DEPTH"	WIDTH"	HEIGHT"
DS-2366-L-SWPDT	23	23	66



DS-2366-L-SWPDT

## SLATWALL & TACKBOARD

### Slatwall & Tackboard

- Can be attached to end-panels of bookcases and other displays
- Tackboard can be covered with the durable fabric of your choice.
- End panels can be constructed with integral slatwall upon request
- Slatwall can also be mounted to walls

#### STANDARD SIZES

MODEL	WIDTH"	HEIGHT"
BM-2036TB	20	36
BM-2436SW	24	36



BM-2036TB


BM-2436SW  
Tack & Slatwall

# Shelving

## Anatomy of Bookcase Lines

### Bookcases

Bookmark Wood Construction  
Designer Lines  
Roundhouse Wood Construction  
Mobile Roundhouse  
31-series Steel Frame Construction  
Shelving Options  
End Panels for Cantilever Shelving



When it comes to bookcases, you have come to the right place! Curved, straight, metal, wood, mobile...we do it all. We have several bookcase constructions and options that you can choose from to achieve the function and the look that you require. Because we offer an unparalleled number of finish options, we can help turn your bookcase dreams into reality by helping you select the finish that will meet your budget projections.

Don't forget we offer 2-D and 3-D drawings for your mediaspace projects. We can help you every step of the way.

### Pancakes

Preheat Flat Griddle to Medium-High Heat  
Makes 12 Pancakes

1-1/2 C All Purpose Flour  
2 T Sugar  
2 tsp Baking Powder  
1 tsp Baking Soda  
1/2 tsp Salt  
1 C Buttermilk  
2 Eggs  
1/4 C Butter, melted

In a large mixing bowl, sift together flour, sugar, baking powder, baking soda, and salt.

Whisk in milk, eggs, and melted butter just until combined.

Preheat a flat griddle over medium-high heat.

Scoop 1/4 cup of pancake batter onto griddle. Let pancakes cook until bubbles form before flipping.

Cook other side until golden brown.

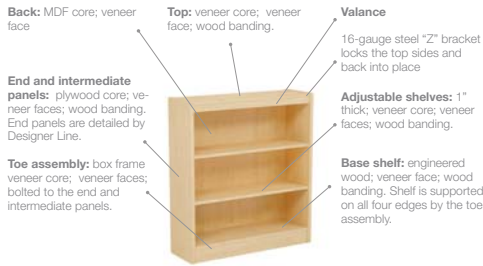
Stack 'em up and serve hot with syrup.



# ANATOMY OF BOOKCASE LINES

## 21-SERIES CONSTRUCTION - BOOKMARK

### Wood Veneer Surfaces



**EXAMPLE:**

Shelves	Surface Material		
	Wood Veneer	HPL	Melamine
Veneer Core	V21-4212	NA	NA
Steel	SB21-4212	NA	NA

**Designer Lines (Veneer core shelves):**

Mailbu	V22-4212	NA	NA
Metro	V23-4212	NA	NA
Twist	V26-4212	NA	NA
Lexington	V27-4212	NA	NA
Charleston	V28-4212	NA	NA
Heritage	V29-4212	NA	NA

- Bookmark shelving is only available in wood veneer finish.
- Steel shelves are available for Bookmark and Designer Lines. Substitute "SB" for "V" in the model number prefix.
- Mobile Bookmark shelving units available

BOOKMARK & Designer Lines Bookcases

## 11-SERIES CONSTRUCTION - BENCHMARK

### Wood Veneer Surfaces



**EXAMPLE:**

Shelves	Surface Material		
	Wood Veneer	HPL	Melamine
Veneer Core	V11-4212	H11-4212	NA
Particle Board	NA	NA	T11-4212
Steel	SB11-4212	SBH11-4212	SBT11-4212

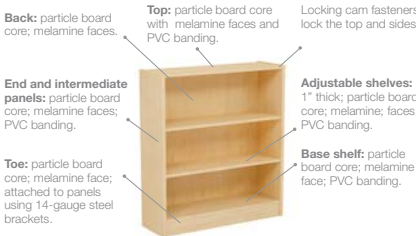
- Benchmark shelving is available in wood veneer, high-pressure laminate and melamine faces.
- Veneer and high-pressure laminate models receive veneer core shelves. Melamine models receive particle board shelves.
- Steel shelves are available for all Benchmark shelving.
- Mobile Benchmark shelving units available

### High-Pressure Laminate Surfaces\*



BENCHMARK Bookcases

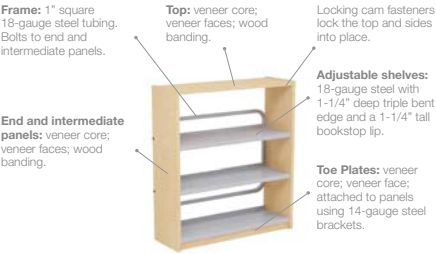
### Melamine Surfaces



# ANATOMY OF BOOKCASE LINES

## 31-SERIES CONSTRUCTION - 31 SERIES

### Wood Veneer Surfaces



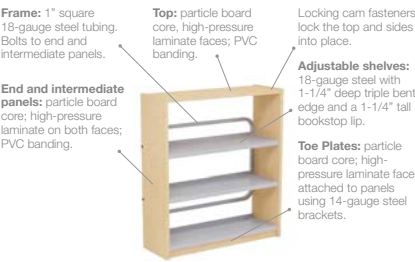
**EXAMPLE:**

Shelves	Surface Material		
	Wood Veneer	HPL	Melamine
Steel	31-4212	H31-4212	T31-4212

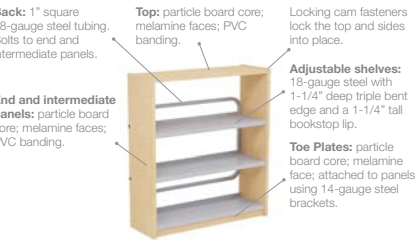
**Designer Lines:**

Mailbu	32-4212	NA	NA
Metro	33-4212	NA	NA
Twist	36-4212	NA	NA
Lexington	37-4212	NA	NA
Charleston	38-4212	NA	NA
Heritage	39-4212	NA	NA

### High-Pressure Laminate Surfaces



### Melamine Surfaces



31-SERIES Bookcases

## ADDITIONAL SHELVING TYPES





Bookmark

V21-7212

V21-4224



Starter V21-4212



Adder V21-4212A



## DESIGNER LINES

Bookmark Series is easily transformed to fit your style with our designer lines. Mix and match or create a complete set for your next mediaspace project.

## BOOKMARK WOOD CONSTRUCTION

Bookmark modular wood construction shelving is the top end of the **mediatechnologies** range of shelving. Bookmark consists of starter and adder units allowing flexible shelving runs that are field modifiable and can be reconfigured or added to as collections change and grow. Units feature 1" thick veneer core end panels and a fully-framed toe assembly for superior rigidity. Available in oak or maple, units come in an assortment of sizes, styles and materials. Our program of shelving options allows you to create shelving that suits your needs.



V21-7212  
Single Faced Unit



V21-4224A  
Double Faced Unit



V21-4224P  
Wood Picturebook  
Shelving



SB21-4224P  
Steel Picturebook  
Shelving

### Shelving Types



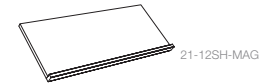
V21-7212 Veneer Core Shelving  
(21-7212 Solid Wood Optional)



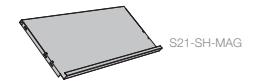
SB21-7212  
Steel Shelving



Looking for magazine shelving? Simply specify the coordinating wood or steel shelf on your order.



21-12SH-MAG



S21-SH-MAG

### Finish Options



Powder Coat  
Steel Shelving



Shown with LamWow  
Laminate Accent Panel



Shown with  
Sprayon Finish

Visit the mediatechnologies website for:  
• finish, laminate and powder coat options  
[mediatechnologies.com/resources/finishes](http://mediatechnologies.com/resources/finishes)

## DESIGNER LINES

Designer end panel shelving adds character to your media space. Choose between our eight styles to add just the right flair to your environment. In many cases, your design choice can also be reflected in matching tables, chairs, carrels and display furniture.

**Bookmark**



V21-4224

**Malibu**



V22-4224

**Metro**



V23-4224

**Twist**



V26-4224

**Lexington**



V27-4224

**Charleston**



V28-4224

**Heritage**



V29-4224

**Puzzle Applique**



V44-4224

## Starter & Adder Construction



Metro Initial Starter Unit

Initial starter unit comes with two designer end panels. When adding to a run, removal of one designer panel is required to finish the end of a run with a designer panel.



Metro Starter

Bookmark Adder

Starter and adder units allow you to create a long run of shelving. Starter units are specified according to designer or product line; adder units for all Bookmark shelving product lines are specified as series 21 and use the same un-detailed intermediate panel. The end of the shelving run is completed with the installation of the removed designer end panel.

## BOOKMARK WOOD CONSTRUCTION

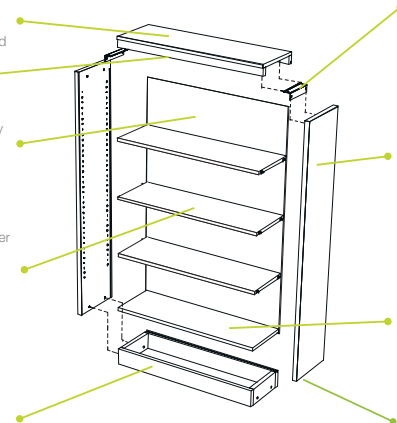
Tops are 3/4" thick engineered wood with select veneer face. Front edge is banded with 1/8" solid wood. Laminate tops are also available. Tops are included with all units.

Valance

MDF backs are 1/4" thick. They are standard with all Bookmark wood bookcase units.

Adjustable shelves are 1" veneer core with premium grade "A" wood veneer; exposed edges are banded with 1/8" solid wood with edges and corners radiused 1/8".

Toe assembly is a 4" high box frame constructed of 1" thick veneer core plywood. The toe assembly is bolted to the end and intermediate panels using 5/16" - 18 machine bolts. Toe assembly is assembled at factory.



The cornice top is attached with a 16 gauge steel "Z" bracket.

All end panels are detailed by product line. Intermediate panels are un-detailed 1" veneer core with premium grade "A" wood veneer on both faces; exposed edges are banded with 1/8" solid wood with edges and corners radiused 1/8".

Base shelf is 3/4" thick engineered wood with select oak veneer face and 1/8" solid wood front band.

Uneven Floors? End panels are pre-drilled for glides. If you need them, you have to order them. We install them before we ship your bookcase. Order part number 21-LK for a starter and 21-LKA for an adder.



## Mobile Unit Construction

Mobile Standard Units: 42" H, 48" H  
Mobile Magazine Display Units: 42" H, 48" H  
Mobile Picture Book Display Units: 42"H, 48" H  
\* Applies to Double Faced Units only  
\* Maximum load capacity 800lbs.



### Mobile toe assembly:

A steel chassis is fit to the inside of the toe assembly. Casters are bolted to the chassis with 1/4"-20 bolts and nylon insert lock nuts and the entire assembly is attached to the end panel. The steel chassis provides formed flanges under the toe and end panels for extra support. Casters are 2" diameter, non-locking. The mobile bookcase sits 1/2" off the floor.



Cornice Top



Continuous Top

## Top Options

**Optional Continuous Canopy Tops:** Optional continuous tops are 1-1/4" thick three ply construction, with a .050" laminate face, engineered wood core and a phenolic backer sheet. The common top is banded on all exposed sides with 1/8" solid hardwood. Top is replaced with box frame.

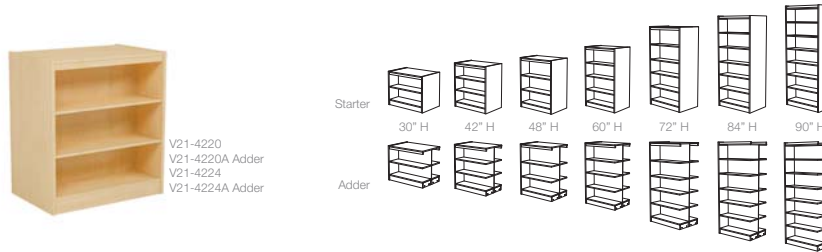


## BOOKMARK WOOD CONSTRUCTION

### Bookmark Single Faced Units



### Bookmark Double Faced Units



### HOW TO ORDER A BOOKCASE WITH MAGAZINE SHELVES



## STATEMENT OF LINE

### Bookmark Picture Book Single Faced Units



### Bookmark Picture Book Double Faced Units





## ROUNDHOUSE WOOD CONSTRUCTION

The beautiful sweep of Roundhouse curved wooden shelving can help to create unique and interesting spaces in your media space.



91-4829A

91-4829WA

91-4829

### DESIGNER LINES

Roundhouse Series is easily transformed to fit your style with our designer lines. Mix and match or create a complete set for your next mediaspace project.



91-4829  
Starter

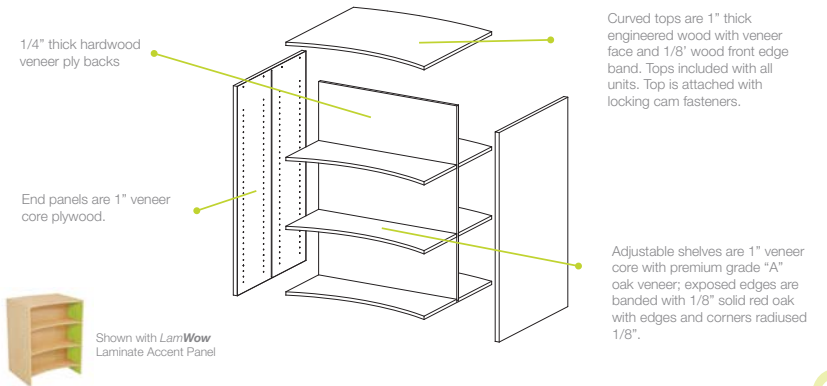


91-4829WA  
Wedge Adder



91-4829A  
Adder

Starter and adder units allow you to create a contiguous run of shelving. Individual adjustable shelves available for all units.



## STATEMENT OF LINE



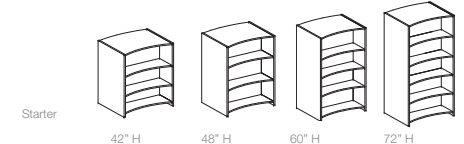
91-4829  
Starter



91-4829WA  
Wedge Adder



91-4829A  
Adder



Starter

Wedge Adder



Adder

## Pairings...

Roundhouse pairs nicely with itself to create this wonderful grouping. Place any of mediatechnologies' tables and seating inside for a private space to meet. Table shown is a Derby X-Base and Mobile Carlo Stools.



Visit the mediatechnologies website for finish, laminate options.  
[mediatechnologies.com/resources/finishes](http://mediatechnologies.com/resources/finishes)





**Above:** A cluster of **Freds, Blox, Push Pops, Orbit Tables and Full Time Curves** nested inside **Drift** shelving units. **Mobile Roundhouse** units work to define the perimeter of this bookstacks area.

**Left:** **Mobile Roundhouse** shown with **Push Pop** stools on the ends. Perfect for a quick-stop to find the perfect book.

**Bottom:** A mixture of **Mobile Roundhouse** shelving and **31-Series** shelving.

## MOBILE ROUNDHOUSE

- Mobile Roundhouse Bookcases consist of a starter, wedge adder and adder. Roundhouse double faced components all in one unit.
- End and intermediate panels are 1" thick veneer core with premium oak or maple veneer faces and wood banding
- Curved top and base are 1" thick veneer core with premium oak or maple veneer faces and wood banding
- Back is 1/4" thick engineered wood with premium oak or maple veneer faces
- Adjustable shelves are 1" thick veneer core, veneer faces and wood banding
- Convex shelves on one side, concave shelves on the other side
- Starter and adder units are double-faced
- Wedge adder is single faced.
- Mobile units are fitted with (7) 5" casters.
- See Finishes for oak and maple finish options
- Available in 42" and 48" heights

### Example Model Numbers


91-4829-SWA-MOB-CT - Roundhouse, Mobile, 48"H, undetailed end panels  
91-4229-SWA-MOB-CT - Roundhouse, Mobile, 42"H, undetailed end panels



91-4829-SWA-MOB-CT  
48" H Mobile Roundhouse



91-4229-SWA-MOB-CT  
42" H Mobile Roundhouse



## DESIGNER LINES

Mobile Roundhouse Series is easily transformed to fit your style with our designer lines. Mix and match or create a complete set for your next mediaspace project.

## STATEMENT OF LINE



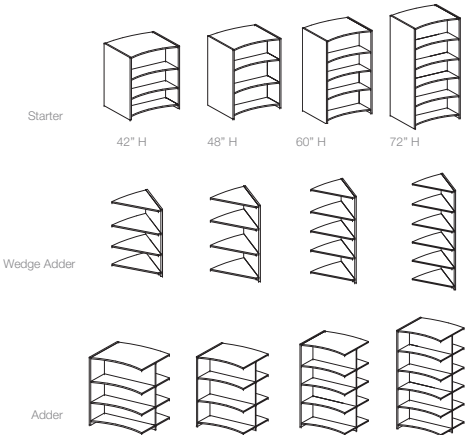
91-4829  
Starter



91-4829WA  
Wedge Adder



91-4829A  
Adder





## 31 SERIES STEEL CONSTRUCTION

31 Series Steel Construction Modular Shelving is a contemporary alternative to traditional wooden bookcases. 31-Series offers a clean "see-through" look, the beauty and versatility of wood end panels and exceptional strength and rigidity. The steel frames are assembled with 1" square tubing. A deep front return bend and an upturned book-stop bend in the rear give the steel shelves exceptional rigidity. Available with oak or maple veneer, high-pressure laminate or melamine end panels.

### DESIGNER LINES

31 Series is easily transformed to fit your style with our designer lines. Mix and match or create a complete set for your next mediaspace project.



31-7212  
Single faced



31-4224  
Double faced



31-3012  
Starter



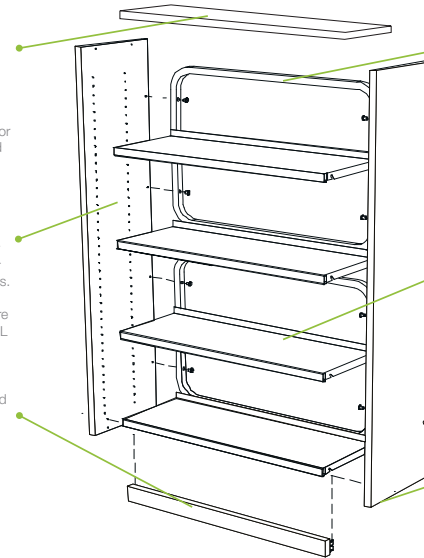
31-3012A  
Adder

Starter and adder units allow you to create a large run of shelving. Individual adjustable shelves available for all units.

Tops are 1" thick engineered wood with veneer face, front edge banded with 1/8" solid wood. High-pressure laminate and Melamine models are 1" thick particle board with HPL or melamine faces. Tops included with all units. Top is attached with locking cam fasteners.

End panels are 1" thick veneer core. Can be finished in oak or maple veneer or Designer Lines. High-pressure laminate and Melamine model end panels are 1" thick particle board with HPL or melamine faces.

Toe kick included as a standard feature of each shelving unit.



Steel structural frames are 1" square 18 gauge tubing bent and welded to form a solid continuous frame.

Sturdy 18 gauge steel shelves receive a deep front return bend and an upturned book-stop bend in the rear.

Uneven Floors? End panels are pre-drilled for glides. If you need them, you have to order them. We install them before we ship your bookcase. Order part number 31-LK for a starter and 31-LKA for an adder.



Powder Coat  
Steel Shelving



Shown with LamWow  
Laminate Accent Panel

### Pairings...

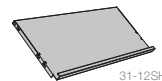
31-Series shelving pairs nicely with mediatechnologies curved shelving units. Just to name a few... Mobile Roundhouse and Drift.



Visit the mediatechnologies website for:

- finish, laminate and powder coat options
- [mediatechnologies.com/resources/finishes](http://mediatechnologies.com/resources/finishes)

Looking for magazine shelving? Simply specify the coordinating wood or steel shelf on your order.



31-12SH-MAG



31-4224P  
Double faced picture book shelving

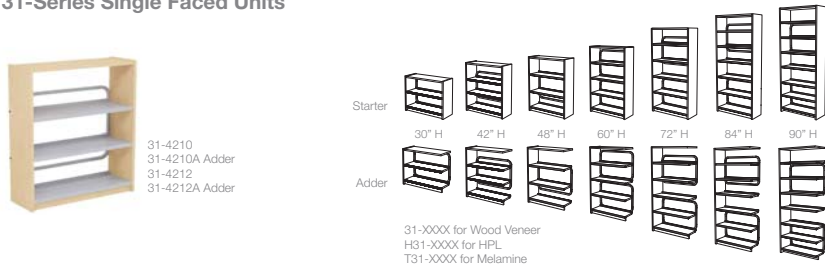


31-4226-MOB-TAP  
Double faced tapered shelving

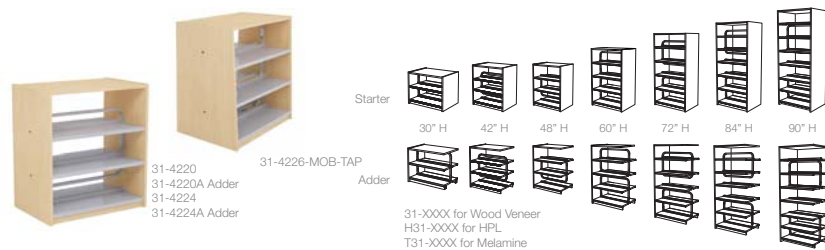


## STATEMENT OF LINE

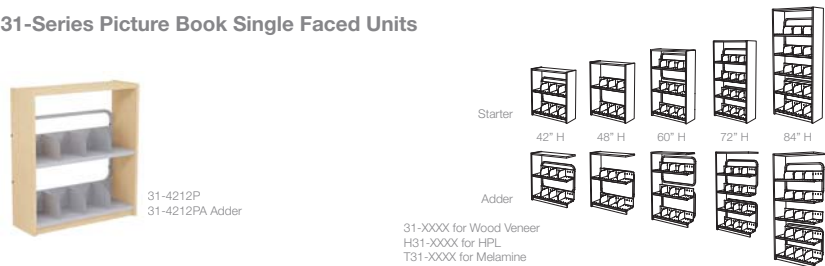
### 31-Series Single Faced Units



### 31-Series Double Faced Units



### 31-Series Picture Book Single Faced Units




## 31-SERIES STEEL CONSTRUCTION

### 31-Series Picture Book Double Faced Units



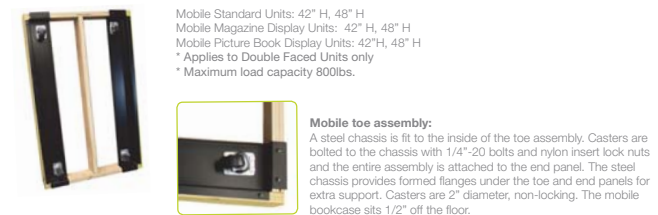
### HOW TO ORDER A BOOKCASE WITH MAGAZINE SHELVES



### HOW TO ORDER A BOOKCASE WITH MULTIMEDIA SHELVES



### Mobile Unit Construction



## SHELVING OPTIONS

Enhance the versatility of your shelving with our offering of useful shelving options. Protect the contents of your shelf unit with glass or wood doors. Create merchandising or display areas with the addition of Slatwall or tackboard to your end panels. Our assortment of wood and steel shelf accessories and additions help you accommodate all types of content. Shelving accessories are available for Bookmark (21), Benchmark (11) and 31-Series shelving lines.



Glass Front



Doors



\*End panels can be constructed with integral slatwall upon request

Tack & Slatwall



Hanging Bag Fixture



V11-10SH  
V21-10SH

Standard Wood Shelves



11-10SH  
21-10SH

Solid Wood Shelves (Optional)



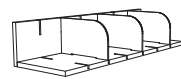
SB11-10SH  
SB21-10SH  
31-10SH

Steel Shelves



21-BS10  
31-BS10

Sliding Book Support



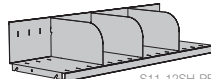
11-12SH-PB  
21-12SH-PB

Wood Picture Book



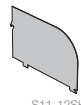
11-12SH-PB-DIV  
21-12SH-PB-DIV

Wood Picture Book Divider



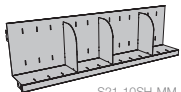
S11-12SH-PB  
S21-12SH-PB  
31-12SH-PB

Steel Picture Book



S11-12SH-PB-DIV  
S21-12SH-PB-DIV  
31-12SH-PB-DIV

Steel Picture Book Divider



S21-10SH-MM  
31-10SH-MM

Steel Multimedia



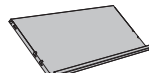
S21-10SH-MM-DIV  
31-10SH-MM-DIV

Steel Multimedia Divider



11-12SH-MAG  
21-12SH-MAG

Wood Pivoting Mag. Shelves



S11-SH-MAG  
S21-SH-MAG  
31-12SH-MAG

Steel Pivoting Mag. Shelves

## END PANELS FOR STEEL CANTILEVERED SHELVING

Let's face it.

Steel cantilever shelving can look rather utilitarian at best. These designer wood end panels will dress up your bookstacks and bring them into character with the rest of your media space. End panels are available for single- and double-faced shelf units. We will custom design end panels for you if you have a unique design in mind.



Bookmark



Charleston



Definitions



Heritage



Lexington



Malibu



Metro



Puzzle



Twist


### Designer End Panels (Double face shown)

Designer end panel materials and construction vary by style. Please consult the pricing and specification sheets for the specific materials and construction of each panel style.

# Storage

## Transition

Track-mounted Storage System



Storage is a big deal. Whether in a classroom, media space, commons, makerspace or lab environment, a place to organize and store things is absolutely imperative. Our **transition** line of track-mounted shelving and storage adds an additional twist of flexibility. You can re-arrange, re-configure, add doors and marker boards to your shelving! Try that with standard case goods!



### Refrigerator Dill Pickles

Servings 12

3-1/2 C Water  
1-1/4 C White Vinegar  
1 T Sugar  
1 T Sea Salt  
4 C Cucumber Spears  
2 Garlic Cloves, whole  
2 Heads of Fresh Dill

Stir water, vinegar, sugar, and sea salt together in a saucepan over high heat. Bring to a boil; remove from heat and cool completely.

Combine cucumber spears, garlic cloves, and fresh dill in a large glass or plastic container.

Pour cooled vinegar mixture over cucumber mixture. Seal container with lid and refrigerate for at least 3 days.

Should be good for 6 weeks.





# transition FlexibleStorage

Affordable, Wall-mountable, Changeable, Reusable, Repurpose-able, Flexible Storage

## Flexibility already built in

With the flexible **transition** storage system, it is easy to add the storage elements that make sense for your application today **and change them as your needs change in the future.**

Add additional shelves, doors, drawers, sliding marker boards, lockers, and adder units as your requirements dictate. No need for long-range space planning - **change your space "on the fly."**

## Repurpose, Reuse, make your investment count!

You can move your transition storage units to any wall space where you can mount the track. Repurpose the room, move to a different room, move to a different building - **relocating and reconfiguring components is simple AND easy.**



## transition FLEXIBLE STORAGE

The **transition** storage system is track-mounted, you can use it on any wall surface where you can mount the track. The aluminum track mounts to the wall and is the key to the transition flexible storage system. Pre-installed cabinet brackets secure the storage unit to the track. In addition, your track can accommodate the broad variety of cabinets, marker and tack boards, workspace components of the elements line.

## How does transition work?

### The **track** is the backbone of the system.

- The track is mounted to any structural wall at standard heights
- The clear satin anodized finish track is aluminum alloy – 6063-T6.
- It would take 3,200 lbs. load at any point before it would bend.
- Panel hangers are rated to 220 lbs. each
- To mount or remove panels you need a screwdriver and a helper.
- Transition components are convertible - *a shelf can become a cabinet, or a drawer, etc.*
- As your needs change, your space can change.
- Components are interchangeable from room to room & building to building without damaging the walls or components.
- Repurposing a room or adding components to an existing space is simple.




**transition** can be installed last after all the other work has been completed. You can avoid headaches like your shelving being sprayed by the painter. Our **transition** storage is off the floor. Why not run the flooring to the wall, under the casework – not up to the casework. Its easy to keep the floor clean, plus you can avoid the hidden mold and mildew that sometimes builds up under traditional casework!

## transition

- is a set of **components** that can be assembled, added-to, subtracted-from and reassembled to create nearly any configuration you may require.
- Everything ships KD, to help reduce shipping costs.
- Has no back so you can access fixtures that may be located behind shelving without cutting access holes.
- You assemble and hang components - no need to hire installation contractors
- Can be hung by two people and a screwdriver
- COMPONENTS are convertible and reconfigurable *"a shelf can become a cabinet, or a drawer, etc."*

*It's easy to begin your transition with one of our pre-designed transition kits!*  
Visit our website and download our transition brochure.

[www.mediatechnologies.com/resources/downloads/brochures](http://www.mediatechnologies.com/resources/downloads/brochures)







*We're putting it all together in one package*



892 Industrial Park Drive  
Shelby, MI 49455  
P: 231.861.2194  
F: 231.861.6678  
[www.mediatechnologies.com](http://www.mediatechnologies.com)  
[sales@mediatechnologies.com](mailto:sales@mediatechnologies.com)

ANYSpace-ADDENDUM-190117

PURE *M*ICHIGAN®