

# Modular Circulations Desks

## General Specifications - Circulation Desks

**Modular Case System:** Each case module is fully assembled, allowing for simple field assembly of the complete circulation desk as well as for easy reconfiguration, if necessary. Cases connect with male/female threaded metal connectors.

**Top:** Tops are 1-1/4" thick, three ply engineered wood construction with .050" High pressure laminate, HPL, and a phenolic backer sheet. The patron side is edged with 5/16" x 1-1/4" solid red oak (with the exception on the Malibu and Keystone design have 1-5/8") with a 1/4" radius top and bottom. The edges and back side of the top are edged with 1/8" solid red oak.

**Case Construction:** Circulation desk modules are constructed of 3/4" thick, three ply particleboard with plain sliced "A" grade oak veneer. All modules, except Malibu style, utilize a continuous front design (sides do not penetrate), with a 4" High recessed toe. Cabinets are assembled using glue and dowel joinery. Note: One Terminating End Panel is required for each exposed end of a complete desk assembly.

**Adjustable Shelves:** Adjustable shelves are 3/4" thick three ply particleboard plywood with "A" grade oak veneer faces. The exposed edges are edged with 1/8" solid red oak. Shelves are adjustable on 32mm increments.

**Drawers:** Drawers are constructed of 1/2" nine ply baltic birch plywood. Drawers have 3/4" thick fronts with "A" grade oak veneer. Box drawers have 100 lb. full extension slides, file drawers have 100 lb. full extension slides.

**Doors:** Doors are constructed of 3/4" thick, three ply particleboard with plain sliced "A" grade oak veneer faces and edged on all sides with 1/8" solid red oak. Door hardware includes concealed hinges, fully adjustable in all 3 axes, and wire pulls.

**Continuous Top Construction:** Tops may be specified as continuous.

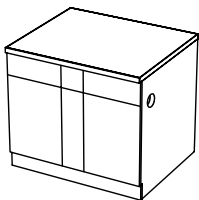
**Locks:** Units may be specified with doors and or drawers locking, keyed random or alike.

**Design Lines:** mediatechnologies® offers seven design lines of circulation desk modules, all using the general construction specifications above.


To specify a design line you must include a letter indicator: No letter indicator will specify our standard Bookmark design.

**M**-Metro      **L**-Lexington      **H**-Heritage      **MB**-Malibu  
**CL**-Charleston      **KS**-Keystone

Please see below for design descriptions



**Metro:** a clean and stylish design line detailed with 1/8" deep x 1/8" wide grooves painted black applied to the patron side of most modular units. Model Number example for Metro Desk unit; MCD-M-36D-29



### Desk Units

36" Wide	Model Number	Description	Wgt.	List Price
	MCD-M-36D-29	Desk Unit, 36"W X 30"D X 29" H	116	\$2,111
	MCD-M-36D-32	Desk Unit, 36"W X 30"D X 32" H	122	\$2,111
	MCD-M-36D-39	Desk Unit, 36"W X 30"D X 39" H	137	\$2,236
	MCD-M-36D-32-ADJ	Desk Unit, 36"W X 30"D X ADJ. H	122	\$2,300
48" Wide	Model Number	Description	Wgt.	List Price
	MCD-M-48D-29	Desk Unit, 48"W X 30"D X 29" H	127	\$2,811
	MCD-M-48D-32	Desk Unit, 48"W X 30"D X 32" H	134	\$2,811
	MCD-M-48D-39	Desk Unit, 48"W X 30"D X 39" H	149	\$2,980
	MCD-M-48D-32-ADJ	Desk Unit, 48"W X 30"D X ADJ. H	134	\$3,064
72" Wide	Model Number	Description	Wgt.	List Price
	MCD-M-72D-29	Desk Unit, 72"W X 30"D X 29" H	201	\$4,290
	MCD-M-72D-32	Desk Unit, 72"W X 30"D X 32" H	208	\$4,290
	MCD-M-72D-39	Desk Unit, 72"W X 30"D X 39" H	226	\$4,305
	MCD-M-72D-32-ADJ	Desk Unit, 72"W X 30"D X ADJ. H	208	\$3,474
Book Return	Model Number	Description	Wgt.	List Price
	MCD-M-36BR-29	Book Return, 36"W X 30"D X 29" H	115	\$2,252
	MCD-M-36BR-32	Book Return, 36"W X 30"D X 32" H	121	\$2,252
	MCD-M-36BR-39	Book Return, 36"W X 30"D X 39" H	136	\$2,382
Descending Platform Book Truck	Model Number	Description	Wgt.	List Price
	MCD-DBT-1824-21	Depressible Platform Book Truck, 18"D x 24.25"W x 21"H, For curved 29"H Book Return Units and Nomad Book Return	135	\$2,555
	MCD-DBT-1824-24	Depressible Platform Book Truck, 18"D x 24.25"W x 24"H, For Curved 32"-39"H Book Return Units	135	\$2,555
	MCD-DBT-2424-21	Depressible Platform Book Truck, 23.625"D x 24.25"W x 21"H, For 29"H Book Return Units with Extended Chutes and 32"H Keystone and Malibu Book Returns	137	\$2,555
	MCD-DBT-2424-24	Depressible Platform Book Truck, 23.625"D x 24.25"W x 24"H, For 32" and #("H Book Return Units	137	\$2,555
Top Surface Slot Book Return Module with Drawer and Shelf Storage	Model Number	Description	Wgt.	List Price
	MCD-M-36SBR-TOP-29	Book Return w Top Slot, 36"W X 30"D X 29" H	198	\$3,214
	MCD-M-36SBR-TOP-32	Book Return w Top Slot, 36"W X 30"D X 32" H	201	\$3,214
	MCD-M-36SBR-TOP-39	Book Return w Top Slot, 36"W X 30"D X 39" H	215	\$3,242
Cupboard Units	Model Number	Description	Wgt.	List Price
	MCD-M-36CS-29	Cupboard Unit, 36"W X 30"D X 29" H	187	\$3,146
	MCD-M-36CS-32	Cupboard Unit, 36"W X 30"D X 32" H	190	\$3,146
	MCD-M-36CS-39	Cupboard Unit, 36"W X 30"D X 39" H	208	\$3,176
Cupboard Unit With Drawer	Model Number	Description	Wgt.	List Price
	MCD-M-36CD-29	Cupboard Unit, 36"W X 30"D X 29" H with drawer	199	\$3,600
	MCD-M-36CD-32	Cupboard Unit, 36"W X 30"D X 32" H with drawer	205	\$3,600
	MCD-M-36CD-39	Cupboard Unit, 36"W X 30"D X 39" H with drawer	223	\$3,630
Cupboard Unit With 2 & 3 Drawers	Model Number	Description	Wgt.	List Price
	MCD-M-36C2D-29	Cupboard Unit, 36"W X 30"D X 29" H with 2 drawers, file/file	220	\$4,563
	MCD-M-36C2D-32	Cupboard Unit, 36"W X 30"D X 32" H with 2 drawers, file/file	223	\$4,563
	MCD-M-36C3D-32	Cupboard Unit, 36"W X 30"D X 32" H with 3 drawers, box/box/file	228	\$4,742
	MCD-M-36C3D-39	Cupboard Unit, 36"W X 30"D X 39" H with 3 drawers, box/file/file	254	\$4,782
Cupboard Unit With Open Storage	Model Number	Description	Wgt.	List Price
	MCD-M-36COS-29	Cupboard Unit, 36"W X 30"D X 29" H with open storage	184	\$3,290
	MCD-M-36COS-32	Cupboard Unit, 36"W X 30"D X 32" H with open storage	188	\$3,290
	MCD-M-36COS-39	Cupboard Unit, 36"W X 30"D X 39" H with open storage	202	\$3,332

## Circulation Desks

Open Storage Units	Model Number	Description	Wgt.	List Price
	MCD-M-360S-29	Open Storage, 36"W X 30"D X 29" H	183	\$2,548
	MCD-M-360S-32	Open Storage, 36"W X 30"D X 32" H	186	\$2,548
	MCD-M-360S-39	Open Storage, 36"W X 30"D X 39" H	200	\$2,568

Open Storage Unit With Drawer	Model Number	Description	Wgt.	List Price
	MCD-M-360SD-29	Open Storage, 36"W X 30"D X 29" H with drawer	198	\$3,097
	MCD-M-360SD-32	Open Storage, 36"W X 30"D X 32" H with drawer	201	\$3,097
	MCD-M-360SD-39	Open Storage, 36"W X 30"D X 39" H with drawer	215	\$3,125

Open Storage Unit With 2 & 3 Drawers	Model Number	Description	Wgt.	List Price
	MCD-M-360S2D-29	Open Storage, 36"W X 30"D X 29" H with 2 drawers, file/file	207	\$4,452
	MCD-M-360S2D-32	Open Storage, 36"W X 30"D X 32" H with 2 drawers, file/file	210	\$4,452
	MCD-M-360S3D-32	Open Storage, 36"W X 30"D X 32" H with 3 drawers, box/box/file	218	\$4,604
	MCD-M-360S3D-39	Open Storage, 36"W X 30"D X 39" H with 3 drawers, box/file/file	238	\$4,797

Kneespace Unit	Model Number	Description	Wgt.	List Price
	MCD-M-36KS-32	Kneespace Unit, 36"W X 30"D X 32" H	136	\$2,924
	MCD-M-36KS-39	Kneespace Unit, 36"W X 30"D X 39" H	149	\$2,947

### Corner Units

45 Degree Radius	Model Number	Description	Wgt.	List Price
	MCD-M-30RC45-29	Radius Corner, 30"W X 30"D X 29" H	74	\$2,795
	MCD-M-30RC45-32	Radius Corner, 30"W X 30"D X 32" H	77	\$2,795
	MCD-M-30RC45-39	Radius Corner, 30"W X 30"D X 39" H	84	\$3,066

45 Degree Flat	Model Number	Description	Wgt.	List Price
	MCD-M-30FC45-29	Flat Corner, 30"W X 30"D X 29" H	74	\$2,795
	MCD-M-30FC45-32	Flat Corner, 30"W X 30"D X 32" H	77	\$2,795
	MCD-M-30FC45-39	Flat Corner, 30"W X 30"D X 39" H	84	\$3,066

90 Degree Radius	Model Number	Description	Wgt.	List Price
	MCD-M-30RC-29	Radius Corner, 30"W X 30"D X 29" H	148	\$2,915
	MCD-M-30RC-32	Radius Corner, 30"W X 30"D X 32" H	153	\$2,915
	MCD-M-30RC-39	Radius Corner, 30"W X 30"D X 39" H	168	\$3,056

90 Degree Extended Radius	Model Number	Description	Wgt.	List Price
	MCD-M-30ERC-29	Radius Ext. Corner, 66"W X 34"D X 29" H	276	\$6,060
	MCD-M-30ERC-32	Radius Ext. Corner, 66"W X 34"D X 32" H	284	\$6,060
	MCD-M-30ERC-39	Radius Ext. Corner, 66"W X 34"D X 39" H	306	\$6,220


90 Degree Extended Flat	Model Number	Description	Wgt.	List Price
	MCD-M-30EFC-29	Flat Ext. Corner, 66"W X 30"D X 29" H	164	\$5,209
	MCD-M-30EFC-32	Flat Ext. Corner, 66"W X 30"D X 32" H	173	\$5,209
	MCD-M-30EFC-39	Flat Ext. Corner, 66"W X 30"D X 39" H	190	\$5,344

90 Degree Square	Model Number	Description	Wgt.	List Price
	MCD-M-30SC-29	Square Corner, 30"W X 30"D X 29"H	150	\$2,354
	MCD-M-30SC-32	Square Corner, 30"W X 30"D X 32"H	155	\$2,354
	MCD-M-30SC-39	Square Corner, 30"W X 30"D X 39"H	170	\$2,469

Triangle Corner Unit	Model Number	Description	Wgt.	List Price
	MCD-M-30TC-29	Triangle Corner, 30"W X 30"D X 29" H	87	\$2,354
	MCD-M-30TC-32	Triangle Corner, 30"W X 30"D X 32" H	89	\$2,354
	MCD-M-30TC-39	Triangle Corner, 30"W X 30"D X 39" H	97	\$2,471

## Circulation Desk End Panels

Note: One Terminating End Panel is required for each exposed end of a complete desk assembly. End Panels are available in all standard design lines.



Metro	Model Number	Description	Wgt.	Price
	MCD-M-29-EP	Metro Finished End Panel for 29"H Unit	18	\$627
	MCD-M-32-EP	Metro Finished End Panel for 32"H Unit	19	\$627
	MCD-M-39-EP	Metro Finished End Panel for 39"H Unit	23	\$716

Mobile Pedestals	Model Number	Description	Wgt.	List Price
	WMP661222	6/6/12 X 22" D Mobile Pedestal, steel with steel fronts	42	\$791
	WMP121222	12/12 X 22" D Mobile Pedestal, steel with steel fronts	38	\$710
	WMP661222-SW	6/6/12 X 22" D Mobile Pedestal, steel with wood fronts	54	\$1,356
	WMP121222-SW	12/12 X 22" D Mobile Pedestal, steel with wood fronts	50	\$1,274
	WMP661222-W	6/6/12 X 22" D Mobile Pedestal, wood with wood fronts	66	\$1,356
	WMP121222-W	12/12 X 22" D Mobile Pedestal, wood with wood fronts	62	\$1,274



WKS Supporting Pedestals	Model Number	Description	Wgt.	List Price
	WP661222	6/6/12 X 22" D WKS Supporting Ped, steel with steel fronts	46	\$769
	WP121222	12/12 X 22" D WKS Supporting Ped, steel with steel fronts	42	\$705
	WP661222-SW	6/6/12 X 22" D WKS Supporting Ped, steel with wood fronts	58	\$1,225
	WP121222-SW	12/12 X 22" D WKS Supporting Ped, steel with wood fronts	62	\$1,164
	WP661222-W	6/6/12 X 22" D WKS Supporting Ped, wood with wood fronts	69	\$1,648
	WP121222-W	12/12 X 22" D WKS Supporting Ped, wood with wood fronts	65	\$1,322

