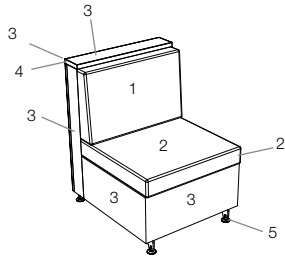
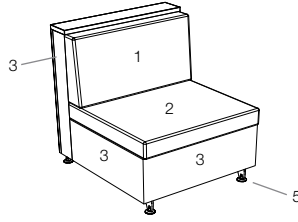


DUO LOUNGE FINISH DESIGNATOR

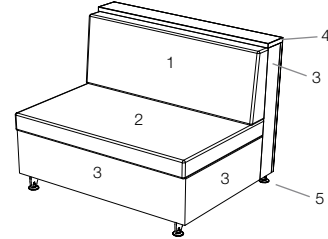
Typical Surface Designations



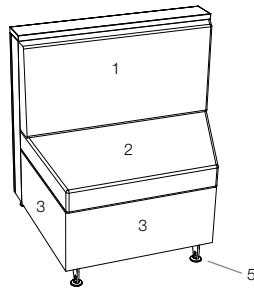
DUO-25



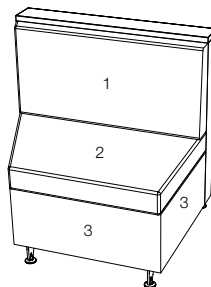
DUO-36



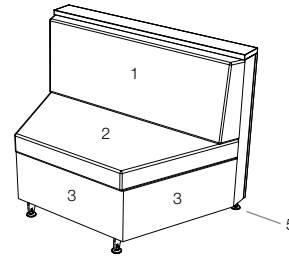
DUO-48



DUO-L35



DUO-R35



DUO-RL45

***COM Yardage:**

DUO-25 Back 1 yd, Seat 1 yd
 DUO-36 Back 1.25 yd, Seat 1.25 yd
 DUO-48 Back 1.5 yd, Seat 1.5 yd

DUO-L35 Back 1.25 yd, Seat 1.25 yd
 DUO-R35 Back 1.25 yd, Seat 1.25 yd

DUO-RL45
 DUO-60

Back 1.5 yd, Seat 1.5 yd
 Back 2 yd, Seat 2 yd

Job:

Model Number:

Finish Schedule:

- 1 Back Fabric: _____
- 2 Seat Fabric: _____
- 3 Base Laminate or Wood Veneer: _____
- 4 PVC Edge: _____
- 5 Leg Powder Coat: _____

*COM yardage is based on single material. For multiple selections divide number of colors by total faces and factor up by 20%.



duolounge-finishdesignator-190604

892 Industrial Park Drive
 Shelby, MI 49455
 P: 231.861.2194
 F: 231.861.6678
 www.mediatechnologies.com
 sales@mediatechnologies.com

