

## Display

Revolving Dictionary Stand	Model Number	Description	Wgt.	List Price
	B1521RDS	15" D X 21" W X 5" H	15	\$314

### General Specifications

The top is constructed of 3/4" thick three ply engineered wood with select red oak face and banded on all four edges with 1/8" solid red oak. The top of the unit is sloped at a 7 degree angle and has a solid oak retaining bar at the front edge. Revolving base.

Revolving Big Book Easel	Model Number	Description	Wgt.	List Price
	B1521RBBS	8" D X 21" W X 12" H	15	\$318

### General Specifications

The top is constructed of 3/4" thick three ply engineered wood with select red oak face and banded on all four edges with 1/8" solid red oak. The top of the unit is nearly vertical for showing large picture books and has a solid oak retaining bar at the front edge. Revolving base.

Newspaper Rack	Model Number	Description	Wgt.	List Price
Bookmark	B2642NR	26" D X 42" W X 29" H	55	\$1,392
*Charleston	CL2642NR	26" D X 42" W X 29" H	57	\$2,341
*Heritage	H2642NR	26" D X 42" W X 29" H	59	\$2,062
*Lexington	L2642NR	26" D X 42" W X 29" H	57	\$2,104
*Malibu	MB2642NR	26" D X 42" W X 29" H	57	\$2,338
*Metro	M2642NR	26" D X 42" W X 29" H	54	\$1,786
*Twist	TW2642NR	26" D X 42" W X 29" H	70	\$1,784

### General Specifications

The newspaper rack has an engineered panel frame, 1-1/4" thick with the face covered in .050" thick laminate. The top frame has notched racks at each end, which hold ten newspaper display rods. The newspapers hang in the opening of the table top. The legs are 2-1/4" solid glued up red oak and are attached to the top by means of a steel plate.

Available in Designer Lines\* versions.

Dictionary Stand	Model Number	Description	Wgt.	List Price
Bookmark	B2024DS	20" D X 24" W X 45" H	115	\$1,431
Bookmark Juvenile	B2024DS-J	20" D X 24" W X 34" H	101	\$1,388
*Charleston	CL2024DS	20" D X 24" W X 45" H	104	\$2,482
*Heritage	H2024DS	20" D X 24" W X 45" H	115	\$2,431
*Lexington	L2024DS	20" D X 24" W X 45" H	115	\$2,482
*Malibu	MB2024DS	20" D X 24" W X 45" H	115	\$2,482
*Metro	M2024DS	20" D X 24" W X 45" H	115	\$1,575
*Twist	TW2024DS	20" D X 24" W X 45" H	115	\$1,737

### General Specifications

The sloped top is 1-1/4" thick three ply engineered wood with a .050" thick laminate top with 1/8" solid red oak edge bands. The cabinet is constructed of 1-3/16" engineered wood with select red oak faces. All exposed edges are banded with 1/8" solid red oak. The unit has one adjustable 3/4" thick shelf. Juvenile height is 34".

Available in Designer Lines\* versions.

Atlas Stand	Model Number	Description	Wgt.	List Price
Bookmark	B2424AS	24" D X 24" W X 45" H	150	\$2,395
Bookmark Juvenile	B2424AS-J	24" D X 24" W X 34" H	146	\$2,326
*Charleston	CL2424AS	24" D X 24" W X 45" H	150	\$3,851
*Heritage	H2424AS	24" D X 24" W X 45" H	150	\$3,585
*Lexington	L2424AS	24" D X 24" W X 45" H	150	\$3,851
*Malibu	MB2424AS	24" D X 24" W X 45" H	150	\$3,847
*Metro	M2424AS	24" D X 24" W X 45" H	152	\$2,574
*Twist	TW2424AS	24" D X 24" W X 45" H	152	\$2,651

### General Specifications

The sloped top is 1-1/4" thick three ply engineered wood with a .050" thick laminate top with 1/8" solid red oak edge bands. The cabinet is constructed of 1-3/16" engineered wood with select red oak faces. All exposed edges are banded with 1/8" solid red oak. The unit has five adjustable 3/4" thick pull out shelves with a 1-1/2" solid oak front retainer. Juvenile height is 34" with 4 pull out shelves.

Available in Designer Lines\* versions.

Compact Disc Browser	Model Number	Description	Wgt.	List Price
	B2437CDB	24" D X 37" W X 37" H	110	\$3,143

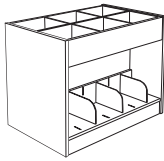
### General Specifications

Case is constructed of 1" nine ply red oak plywood with a recessed top. Three drawers, bottom 2 drawers pull out. Each shelf holds a maximum of 145 compact discs. Total capacity of 435 discs.

Browser Bin	Model Number	Description	Wgt.	List Price
	B0036-PBB	36" Dia. X 22"		\$1,947

### General Specifications

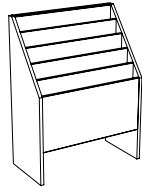
The top and base of recessed bin are constructed of 1" thick baltic birch plywood core with high-pressure laminate interior and exterior and exposed baltic birch plywood edges. Sides, leg panels and bin divider panels all constructed of 3/4" thick baltic birch plywood core with high-pressure laminate or wood veneer interior and exterior and exposed baltic birch plywood edges. Leg panels fitted with non-levelling glides.



Picture Book & Browser Bin	Model Number	Description	Wgt.	List Price
	K2436BB	24" D X 36" W X 36" H	80	\$1,473
	K2436BB-MOB	24" D X 36" W X 36" H	80	\$1,702
	K2436ABB-J-MOB	24" D X 36" W X 30" H	80	\$1,860

#### General Specifications

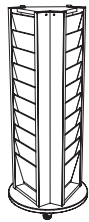
The end panels are 1" thick veneer core hardwood plywood with grade A oak veneer face and 1.5mm solid red oak banding. Bottom shelf and browser bin with dividers are all 1" three ply construction with grade A oak veneer face and 1.5mm solid red oak banding. Toes are constructed of 4" high 1" thick veneer core hardwood plywood and are attached using 14-gauge steel brackets. Concealed 2" diameter casters are bolted to a steel chassis that fits inside the wood toe on mobile unit.



Magazine Rack	Model Number	Description	Wgt.	List Price
	B2036MR	18" D X 36" W X 49" H	144	\$1,827

#### General Specifications

The end panels are 1" thick hardwood plywood with select red oak faces and 1/8" solid red oak bands on exposed edges. The closed back is 3/4" thick veneered plywood set into the end panels. The magazine display cabinet has five sloped display shelves at descending heights.



Mobile Magazine Rack	Model Number	Description	Wgt.	List Price
	K1818MMR	20" Diameter X 48" H	90	\$1,437

#### General Specifications

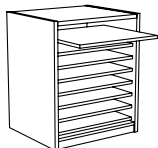
The base and end panels are 1" thick hardwood plywood with select red oak faces and 1/8" solid red oak bands on exposed edges. Swivel casters are fastened to the display unit base with wood screws. The mobile magazine display has ten sloped display shelves at descending heights on each of its three sides. Capacity for 30 magazines.



Map Case	Model Number	Description	Wgt.	List Price
	BD-3630MC	30" D X 36" W X 33" H	191	\$3,615

#### General Specifications

The top is 1-1/4" thick three ply engineered wood with a .050" thick laminate top with 1/8" solid red oak edge bands. The cabinet is constructed of 1-3/16" engineered wood with select red oak faces. All exposed edges are banded with 1/8" solid red oak. The unit has one seven 34" W storage drawers.



Big Book Display	Model Number	Description	Wgt.	List Price
	BD-2630BBD	20" D X 26" W X 30" H	110	\$2,316

#### General Specifications

The top is 1-1/4" thick three ply engineered wood with a .050" thick laminate top with 1/8" solid red oak edge bands. The cabinet is constructed of 1-3/16" engineered wood with select red oak faces. All exposed edges are banded with 1/8" solid red oak. The unit has eight pull out shelves. Concealed 2" diameter casters are bolted to a steel chassis that fits inside the wood toe.



Book Truck	Model Number	Description	Wgt.	List Price
	BD-3016-BT	16" D X 34-1/2" W X 43" H	65	\$1,506

#### General Specifications

Constructed of 1" nine ply Red Oak veneer core plywood. Edges are banded with 1/8" Red Oak. All components are through-bolted using 1/4-20 cabinet bolts and embedded cross dowels for metal to metal joints. Book trucks use two 4" swivel and two 4" fixed casters for easy mobility.



Display Book Truck	Model Number	Description	Wgt.	List Price
	BD-3018-BTD	18" D X 34-1/2" W X 43" H	87	\$1,898

#### General Specifications


Constructed of 1" nine ply Red Oak veneer core plywood. Edges are banded with 1/8" Red Oak. Two shelves on each side are tilted for display. Each shelf has a 6" high backstop. All components are through-bolted using 1/4-20 cabinet bolts and embedded cross dowels for metal to metal joints. Book trucks use two 4" swivel and two 4" fixed casters for easy mobility.



Steel Display Book Truck	Model Number	Description	Wgt.	List Price
	SBD-3018-BTD	18" D x 34.5" W x 43" H	90	\$1,669

#### General Specifications


Unit is constructed of 1-1/2" solid oak end panels with eased edges. End panels receive twelve 5/16"-18 inserts. Unit includes three formed 18-gauge steel shelves formed to create two angled shelves for display. Shelves are mounted to end panels via eight 3/4" long 5/16"-18 bolts into the end panels. Shelves are finished with a durable powder coat. Standard powder coat color is black inless specified otherwise. The base of each end panel receives a formed steel "L" channel that is mounted to the end panel, which receives two 3" diameter casters.



3-sided Display Kiosk	Model Number	Description	Wgt.	List Price
	TS-4665-MSWD	46" W x 40" Depth x 65" H		\$3,841

#### General Specifications

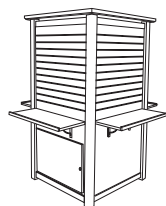
Three 1-1/2" diameter black powder coated steel posts extend from base shelf to top. All structural members use metal to metal fasteners. Display faces on all three sides are 3/4" high-pressure laminate slatwall. Top and base are 1-1/4" thick high-pressure laminate with PVC edge banding. 3" diameter casters are mounted to the display base. Corners on display top and base are radiused.



Display Kiosk	Model Number	Description	Wgt.	List Price
	B2662DK	26" D X 26" W X 62" H	210	\$4,872

#### General Specifications

Four 1-1/2" diameter black powder coated steel posts extend from base shelf to top. All structural members use metal to metal fasteners. Display faces on two opposing sides are slatwall; the other two faces have a 20" x 44" fabric-covered tackboard. Specify fabric.



4-Sided Slatwall Kiosk	Model Number	Description	Wgt.	List Price
	2C-DS016			\$6,103

#### General Specifications

Four 2-1/2" square solid wood posts extend from floor to top surface. All structural members use metal to metal fasteners. Display faces on all four sides are 3/4" medium density fiberboard with grade A veneer facing. Top half of each display face is slatwall. Bottom half of each display face is cupboard storage with lockable access door on two opposing sides. Each display side has a high pressure laminate shelf, each with two metal shelf support brackets. Top and base are 1-1/4" thick engineered wood and high-pressure laminate with PVC edge banding. Top and base are ventilated.



Tapered Display	Model Number	Description	Wgt.	List Price
	TDDF-3630-60			\$2,442
	TDDF-3630-60-MOB			\$2,568

#### General Specifications

Inner display stucture is dowel and glue construction and incorporates 3/4" thick engineered wood and veneer face base shelf and 1" thick nine ply hardwood plywood toe assembly. Adjustable shelves are 1" thick nine ply plywood hardwood with premium grade A oak veneer. Exposed edges are banded with 1/8" solid wood edges and corners are radiused 1/8". Shelf are mounted at an angle - exterior edge is higher than interior edge. End panels are tapered, becoming narrower from bottom to top and are constructed of 1" thick nine ply plywood hardwood with premium grade A oak veneer on both faces. Exposed edges are banded with 1/8" solid wood edges and corners are radiused 1/8"



Bookstore Display	Model Number	Description	Wgt.	List Price
1 Adj., 1 Top, 1 Base - Shelves	11-4217BS	42" H X 17" D Starter, Single Faced	92	\$995
1 Adj., 1 Top, 1 Base - Shelves	11-4217BSA	42" H X 17" D Adder, Single Faced	84	\$787
3 Adj., 1 Top, 1 Base - Shelves	11-6017BS	60" H X 17" D Starter, Single Faced	130	\$1,641
3 Adj., 1 Top, 1 Base - Shelves	11-6017BSA	60" H X 17" D Adder, Single Faced	114	\$1,272
2 Adj., 2 Top, 2 Base - Shelves	11-4233BS	42" H X 33" D Starter, Double Faced	105	\$1,339
2 Adj., 2 Top, 2 Base - Shelves	11-4233BSA	42" H X 33" D Adder, Double Faced	93	\$1,085
6 Adj., 2 Top, 2 Base - Shelves	11-6033BS	60" H X 33" D Starter, Double Faced	245	\$2,175
6 Adj., 2 Top, 2 Base - Shelves	11-6033BSA	60" H X 33" D Adder, Double Faced	210	\$1,732

#### General Description

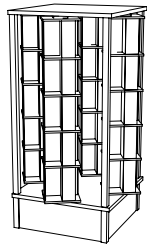
End panels are 1" veneer core hardwood plywood with grade A oak veneer face and with a 1.5mm solid wood banding. Shelves are 1" veneer core hardwood plywood with grade A oak veneer face and with a 1.5mm solid wood banding. Bottom shelf and top cross panel are 1" three ply construction with grade A oak veneer face and 1.5mm solid wood banding. Backs are 1/4" plywood with grade A oak veneer. Toes are constructed of 4" high and 1" thick veneer core hardwood plywood and are attached using 14-gauge steel brackets.



Glass Front Display Case	Model Number	Description	Wgt.	List Price
	21-8412-GLD			\$3,098

#### General Description

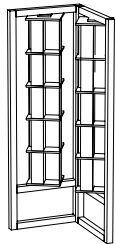
End panels are constructed of 1" thick nine ply plywood hardwood with premium grade A oak veneer on both faces. Exposed edges are banded with 1/8" solid wood edges and corners are radiused 1/8". All panels permit shelf adjustment on 32mm increments. The cornice top panel is 3/4" thick engineered wood with select oak veneer face. The front edge is banded with 1/8" solid wood. The cornice rail is 1" x 2-1/4" and is inset 1/8" from the front edge. The top is attached with 16-gauge steel Z-brackets. The base shelf is 3/4" thick engineered wood with select oak veneer face. The front edge is banded with 1/8" solid wood. The Toe assembly is a 4" high box frame constructed of 1" thick nine ply plywood hardwood. The toe assembly is bolted to the end panels using 5/16"-18 machine bolts. Sliding display case doors are two panes of 1/4" thick tempered glass that ride in aluminum U-channels. Sliding glass door lock is provided.



4 Tower Rotating Display Stand	Model Number	Description	Wgt.	List Price
	B2662RDS	26" D X 26" W X 62" H	176	\$5,196

#### General Specifications

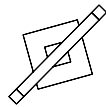
Four 1-1/2" diameter black powder coated steel posts extend from base shelf to top. All structural members use metal to metal fasteners. The unit holds four rotating towers, each with five tiers of shelves that accommodate paperback books up to 8-7/8" tall.



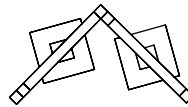
Rotating Tower Display Stand	Model Number	Description	Wgt.	List Price
	B2360-1RDF	21-1/4" X 23" X 62" H-Single Tower	29	\$1,171
	B2360-2RDF	21-1/4" X 23" X 62" H-Double Tower	58	\$2,340
	B2360-4RDF	21-1/4" X 23" X 62" H-Quad Tower	117	\$4,677

#### General Specifications


Each frame is assembled using 1-3/4" x 1-3/4" solid red oak stiles and rails. Each five tier tower accommodates paperback books up to 8-7/8" tall. frames are bolted together and are modular to enable extended configurations by adding additional units.



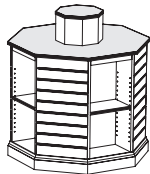
B2360-1RDF



B2360-2RDF



B2360-4RDF



Octagonal Slatwall Mobile Display	Model Number	Description	Wgt.	List Price
	B3636OCT		255	\$3,190

#### General Specifications

Tops are 1-1/4" thick three ply engineered wood construction with .050" thick high-pressure laminate and a phenolic backer sheet. The standard edge is 1/8" solid red oak with a 1/8" radius all around. The adjustable shelves are 3/4" thick solid glued up hardwood. The nosing is 1-3/4" thick solid red oak. All wood components are 1" thick hardwood with grade AA red oak. All edges are finished with a 1/8" solid hardwood edgeband with a 1/8" radius top and bottom. The base of the unit is terminated with a solid oak decorative trim at the base, which conceals eight 3" diameter casters. Four sides feature two shelves with one adjustable and one base shelf per section. Shelves adjust on 32mm increments. The other four sides are slatwall with wood veneer slats. Unit also comes with an 8" high upper octagonal display unit that is mounted at the center of the worksurface for additional display.



4 Sided Mobile Display	Model Number	Description	Wgt.	List Price
	B3636SQ-MOB			\$2,305

#### General Specifications

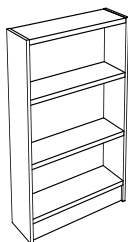
Cabinet construction is 3/4" thick engineered wood side panels, sub tops, vertical dividers and shelves. Dowel and glue construction. Top and base are 1-1/4" engineered wood. Box finish available to be applied to all display faces includes thermally fused laminate, high-pressure laminate and grade AA oak or maple veneer. Four twin locking casters are attached to the base via threaded inserts.



End of Range Magazine Display	Model Number	Description	Wgt.	List Price
	11-4216MS-EOR	16" D X 24" W X 42" H	68	\$948

#### General Specifications

Designed for end-of-run applications. End panels are 1" veneer core hardwood plywood with grade A oak veneer face and with a 1.5mm solid wood banding. Shelves are 1" veneer core hardwood plywood with grade A oak veneer face and with a 1.5mm solid wood banding. Each shelf has a clear plexiglass front retainer that allows display of magazine covers. Bottom shelf is 1" three ply construction with grade A oak veneer face and 1.5mm solid wood banding. Backs are 1/4" plywood with grade A oak veneer. Toes are constructed of 4" high and 1" thick veneer core hardwood plywood and are attached using 14-gauge steel brackets.

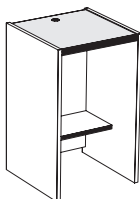


End of Range Shelving	Model Number	Description	Wgt.	List Price
	11-4212-EOR	12" D X 24" W X 42" H	52	\$768

#### General Specifications

Designed for end-of-run applications. End panels are 1" veneer core hardwood plywood with grade A oak veneer face and with a 1.5mm solid wood banding. Shelves are 1" veneer core hardwood plywood with grade A oak veneer face and with a 1.5mm solid wood banding. Bottom shelf and top are 1" three ply construction with grade A oak veneer face and 1.5mm solid wood banding. Backs are 1/4" plywood with grade A oak veneer. Toes are constructed of 4" high and 1" thick veneer core hardwood plywood and are attached using 14-gauge steel brackets.

Available in Designer Lines\* versions.



End of Range Computer Stand	Model Number	Description	Wgt.	List Price
Juvenile Height	B2424EOR-32	24" D X 24" W X 32" H	94	\$1,305
	B2424EOR-39	24" D X 24" W X 39" H	102	\$1,313

#### General Specifications

Designed for end-of-run applications. The sloped top is 1-1/4" thick three ply engineered wood with a .050" thick laminate top with 1/8" solid red oak edge bands. The cabinet is constructed of 1-3/16" engineered wood with select red oak faces. All exposed edges are banded with 1/8" solid red oak. The unit has one adjustable 3/4" thick shelf. Juvenile height is 32".


Available in Designer Lines\* versions.



Endcap Periodical Display	Model Number	Description	Wgt.	List Price
	2432EPD	2-3/4" D X 23-7/8" W X 32" H	65	\$661

#### General Specifications

Designed for end-of-run applications, unit has three open shelves with two slat retainers per shelf. Construction is 3/4" select Red Oak veneered panel and solid hardwood.



Tack Board Display	Model Number	Description	Wgt.	List Price
	BM-2036TB	1" D X 20" W X 36" H	15	\$277

#### General Specifications

Designed for end-of-run applications. Tack board material covered in fabric. Five fabric types available.



Slatwall Display	Model Number	Description	Wgt.	List Price
	BM-2436SW		18	\$356

#### General Specifications

Slatwall constructed from 3/4" medium density fiberboard. Slatwall face finished in grade A veneer.