

General Specifications - Carrels

Table Top: Tops are 1-1/4" thick, three ply engineered wood construction with .050" high pressure laminate (HPL) and a phenolic backer sheet. The Charleston edge is 5/8" x 1-1/4" solid red oak with the vertical face gently rounded to a 1-1/4" radius. Tops are supported on the underside with a wood keel. To Specify veneer core: Add -V to the item number.

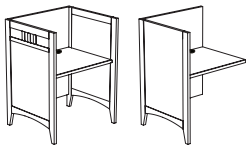
End Panel: The end panels consist of a 1-3/16" thick panel of engineered wood construction with select oak veneer faces. The panel is encased, flush to the back side, with 1-5/16" x 3" solid oak stiles and 1/4" rail and mullion overlays. The end panels extend 1/4" above and 1/4" beyond the edges of the top.

Keel: Keels are 1-3/16" , engineered wood with select red oak on both faces. The bottom edge is banded with 1/8" solid red oak. Each panel is joined to the keel using Mod-eez fasteners. Tables 42" Wide and wider have two keels.

Specify: Product Number / Wood Finish / Laminate
(Prices shown are for oak)

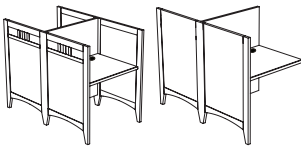
All tables meet or exceed BIFMA standards

Charleston Carrels Single Faced



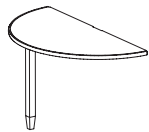
Model Number	Description	Wgt.	List Price
CL2836SC	Initial carrel, 31"D X 36-7/8"W X 48"H	193	\$3,462
CL2848SC	Initial carrel, 31"D X 50-3/8"W X 48"H	225	\$3,863
CL2836SCA	Adder carrel, 31"D X 35-7/8"W X 48"H	146	\$2,412
CL2848SCA	Adder carrel, 31"D X 49-3/8"W X 48"H	178	\$2,888

Double Faced



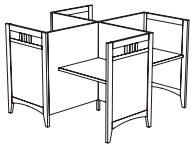
Model Number	Description	Wgt.	List Price
CL2836DSC	Initial carrel, 60"D X 36-7/8"W X 48"H	330	\$5,729
CL2848DSC	Initial carrel, 60"D X 50-3/8"W X 48"H	376	\$6,197
CL2836DSCA	Adder carrel, 60"D X 35-7/8"W X 48"H	236	\$3,882
CL2848DSCA	Adder carrel, 60"D X 49-3/8"W X 48"H	282	\$4,409

Radius Worksurface



Model Number	Description	Wgt.	List Price
CL0060-RCW	Radius Carrel Worksurface 57-1/4" Diameter	59	\$1,803

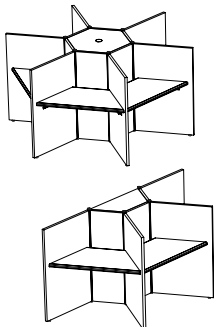
Quad Carrels



Model Number	Description	Wgt.	List Price
CL2836QC	Quad carrel, 72"D X 72"W X 48"H	609	\$10,283
CL2848QC	Quad carrel, 99"D X 99"W X 48"H	807	\$12,138

The RCS has the same edge detail as the carrel tops and is supported by 3" diameter round steel leg. It mounts along side of double sided carrel and is intended for end-of-run applications. Grommet available please include a layout with order.

Hex Carrels



Model Number	Description	Wgt.	List Price
CL096HC	96" Diameter X 48" high full hex carrel	664	\$10,350
CL096HHC	96" Diameter X 48" high half hex carrel	425	\$6,902

Hex Lid: The hex lid is 1-1/4" thick three ply engineered wood construction with .050" HPL face and a phenolic backer sheet. The lid is supported by three steel brackets.

Power/Data: A USPCD power data module is fit into each back panel below the work surface. Each module has one interior and three exterior facing receptacles, a cat. 5 data jack and an on/off switch and provides power surge protection.