

General Specification

Table Top: Tops are 1-1/4" thick, three ply engineered wood construction with .050" high pressure laminate (HPL) and a phenolic backer sheet. The Metro edge is 5/8" x 1-5/8" solid red oak with a 13 degree reverse bevel. Tops 60" and over are supported on the underside with a 15 gauge steel keel. **To specify veneer core: Add -V to the model number.**

Legs: The legs are 2-1/2" solid glued up red oak and taper to 1-1/2" at the bottom, with a 1/16" radius on all edges. Metro legs receive a 1/4" wide by 1/8" deep black detail. They are attached to the top by means of a 5"x5/16" steel plate. The leg and the plate are joined by (2) 5/16-18 machine bolts, screwed into a 1/2" diameter barrel nut which is embedded in the leg. The steel plate is attached to the table top by (5) 5/16-18 machine bolts which screw into 5/16-18 metal inserts embedded in the top. Each leg is equipped with a levelling glide.


Apron: The apron is 1"x 2" with a 1/8" radius on the exposed edges. Aprons span the distance between the legs and are attached with #8 screws.


Table height: The standard table height is 29". Other heights are available. **To specify height: Add height to the model number (i.e. -27 for 27" height).**


Specify: model number/edge/wood finish/laminate/height

All tables meet BIFMA standards.

Library Tables

Rectangle	Model Number	Description	Wgt.	List Price
	M3060T	30"W X 60"L Metro Table	96	\$1,506
	M3660T	36"W X 60"L Metro Table	110	\$1,607
	M4260T	42"W X 60"L Metro Table	123	\$1,792
	M4860T	48"W X 60"L Metro Table	137	\$1,810
	M3672T	36"W X 72"L Metro Table	126	\$1,937
	M4272T	42"W X 72"L Metro Table	143	\$1,959
	M4872T	48"W X 72"L Metro Table	157	\$1,975
	M3690T	36"W X 90"L Metro Table	153	\$2,029
	M4290T	42"W X 90"L Metro Table	170	\$2,306
	M4890T	48"W X 90"L Metro Table	190	\$2,322

Square	Model Number	Description	Wgt.	List Price
	M4242T	42"W X 42"L Metro Table	95	\$1,521
	M4848T	48"W X 48"L Metro Table	115	\$1,536

Round	Model Number	Description	Wgt.	List Price
	M0042T	42" Diameter Metro Table	83	\$1,540
	M0048T	48" Diameter Metro Table	102	\$1,554

Part number including any options

Wood finish

Laminate

Options

How to Indicate

Veneer Core Top Add "-V" to part number (B2436T-V)

Table Height Add to part number (B2436T-27 for 27" high)

Notes:

Tapered Leg Option - Add \$101 to List Price

Metro Wood Tables

General Specification

Table Top: Tops are 1-1/4" thick, three ply engineered wood construction with .050" high pressure laminate (HPL) and a phenolic backer sheet. The Metro edge is 5/8" x 1-5/8" solid red oak with a 13 degree reverse bevel. Tops 60" and over are supported on the underside with a 15 gauge steel keel. **To specify veneer core: Add -V to the model number.**

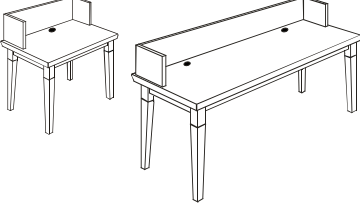
Legs: The legs are 2-1/2" solid glued up red oak and taper to 1-1/2" at the bottom, with a 1/16" radius on all edges. Metro legs receive a 1/4" wide by 1/8" deep black detail. They are attached to the top by means of a 5"x5/16" steel plate. The leg and the plate are joined by (2) 5/16-18 machine bolts, screwed into a 1/2" diameter barrel nut which is embedded in the leg. The steel plate is attached to the table top by (5) 5/16-18 machine bolts which screw into 5/16-18 metal inserts embedded in the top. Each leg is equipped with a levelling glide.

Apron: The apron is 1"x2" with a 1/8" radius on the exposed edges. Aprons span the distance between the legs and are attached with #8 screws.

Table height: The standard table height is 29". Other heights are available. **To specify height: Add height to the model number (i.e. -27 for 27" height).**

Specify: model number/edge/wood finish/laminate/height

All tables meet BIFMA standards.

Carrel Tables	Model Number	Description	Wgt.	Price
	M2436CT	24"D X 36"W, Metro Carrel Table	58	\$1,544
	M3036CT	30"D X 36"W, Metro Carrel Table	66	\$1,687
	M2472CT	24"D X 72"W, Metro Carrel Table	97	\$2,176
	M3072CT	30"D X 72"W, Metro Carrel Table	113	\$2,236

General Specification

Worksurfaces: 1-1/4" thick, three ply engineered wood construction with .050" high pressure laminate (HPL) and a phenolic backer sheet. The front edge is 3/4" x 1-5/8" solid red oak with a 13 degree reverse bevel. The worksurface is attached to the side and back panels with (3) steel brackets.

End/intermediate/back panels: Panels are 1-3/16", engineered wood with select red oak veneers on both faces. The exposed edges are banded with 5/16" solid red oak. Each panel is joined to the back panel using Modeez clips. End panels on starter carrels are detailed with a grid of 1/8" deep x 1/8" wide routed grooves, painted black.

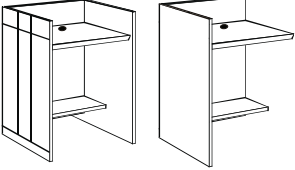
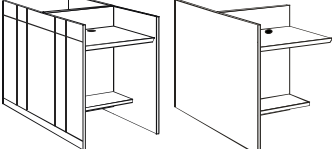
Shelf: Storage shelf is 3/4" three ply engineered wood with red oak veneers on both faces. The front edge is banded with 1/8" solid red oak. The shelf is 10" deep.

Worksurface height: Standard worksurface height is 29". Other worksurface heights are available at no additional charge. **To specify height: Add ADJ to the model number.**

Unit height: Standard unit height is 48"; lower overall heights are available.

Modular design: mediatechnologies® carrels may be disassembled and reconfigured. Adder units are similar to initial units but substitute one intermediate panel for two end panels. Specify: model number/edge/wood finish/laminate/height

All tables meet BIFMA standards.

Online Catalog Tables	Model Number	Description	Wgt.	Price
Single Faced 	M3136SOCT	Initial Catalog Table, 31"D X 36-7/8"W X 48"H	203	\$1,777
	M3150SOCT	Initial Catalog Table, 31"D X 50-3/8"W X 48"H	236	\$1,988
	M3136SOCTA	Catalog Table Adder, 31"D X 35-7/8"W X 48"H	155	\$1,265
	M3150SOCTA	Catalog Table Adder, 31"D X 49-3/8"W X 48"H	188	\$1,515
Double Faced 	M3136DOCT	Initial Catalog Table, 60"D X 36-7/8"W X 48"H	349	\$2,932
	M3150DOCT	Initial Catalog Table, 60"D X 50-3/8"W X 48"H	395	\$3,179
	M3136DOCTA	Catalog Table Adder, 60"D X 35-7/8"W X 48"H	253	\$2,034
	M3150DOCTA	Catalog Table Adder, 60"D X 49-3/8"W X 48"H	299	\$2,313